

Sample pack

Mrs Wordsmith's

I CAN BE A BUTTERFLY

HANDWRITING PRACTICE



A B C



HANDWRITING

ACTIVITY

SHEETS

**LEARN THE
ALPHABET**

Handwriting practice helps develop reading skills. It is a crucial skill for children as they move through their early school years, beginning with individual capital letters in Nursery all the way to writing full sentences in Year 2.

UK
EDITION

mrswordsmith.com

FOR **PARENTS**
& **EDUCATORS**


HANDWRITING PRACTICE HELPS DEVELOP READING SKILLS

Handwriting is a crucial skill for children as they move through their early school years, beginning with individual capital letters in Pre-K (US) or Nursery (UK) all the way to writing full sentences in 2nd Grade (US) or Year 2 (UK).

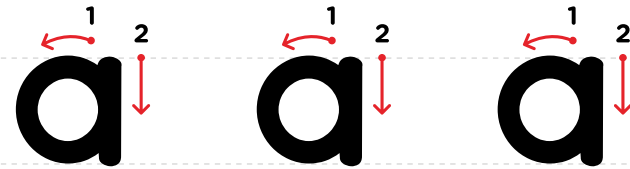
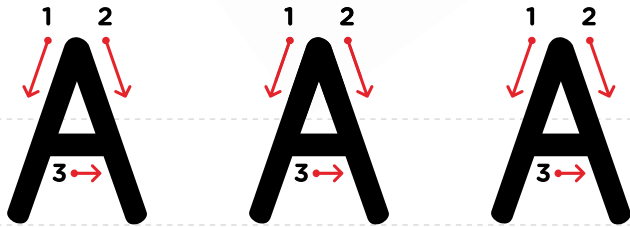
Handwriting helps consolidate children's knowledge of letters. Children (and adults) are more likely to retain new information by writing it down.

Write to remember is a simple rule of thumb. Research shows that children with better handwriting exhibit greater neural activation in brain regions associated with working memory and increased activation in the regions associated with reading and writing.

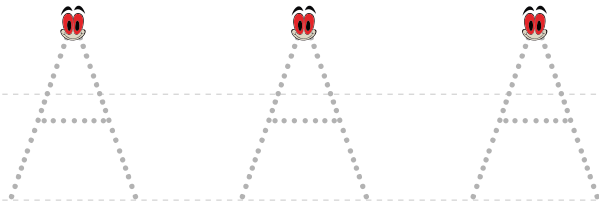
Aa



1. Follow the arrows to write the letter.




2. Trace the letter.



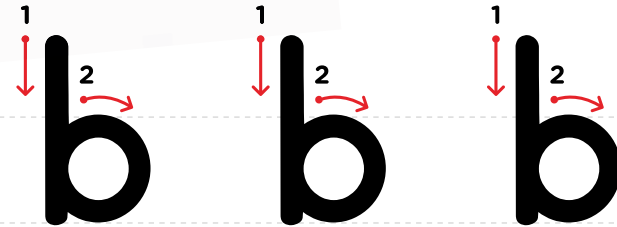
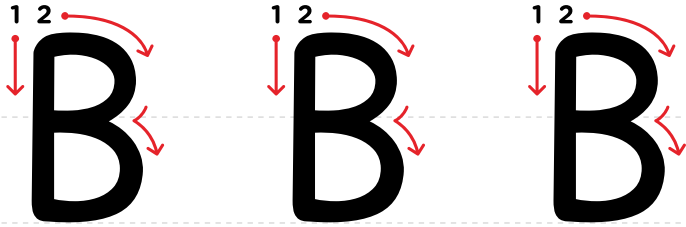
3. Now try writing it! Start with Bogart's emoji.



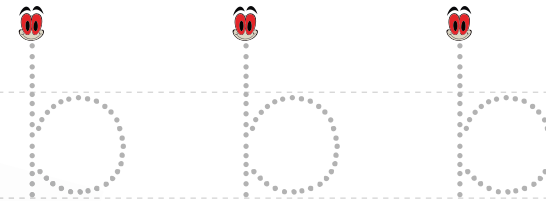
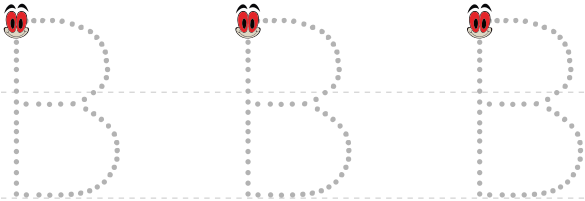
Bb





1. Follow the arrows to write the letter.





2. Trace the letter.




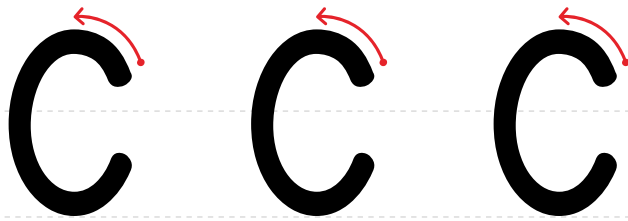
3. Now try writing it! Start with Bogart's emoji.




Cc




1. Follow the arrows to write the letter.





2. Trace the letter.



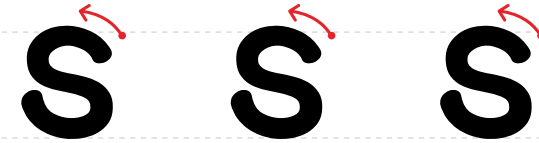

3. Now try writing it! Start with Bogart's emoji.



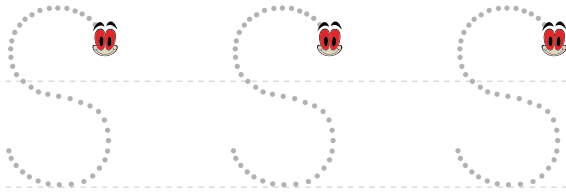
Ss




1. Follow the arrows to write the letter.



2. Trace the letter.



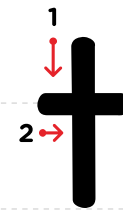
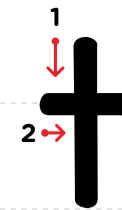
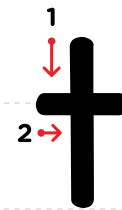
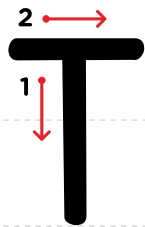
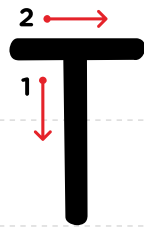
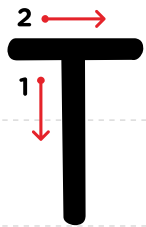
3. Now try writing it! Start with Bogart's emoji.



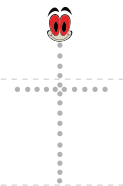
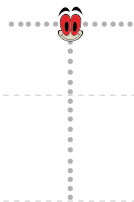
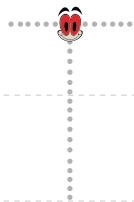
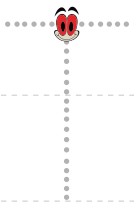
T t




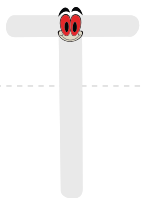
1. Follow the arrows to write the letter.



2. Trace the letter.



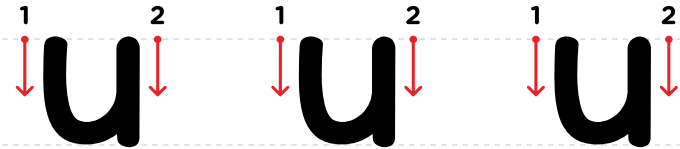
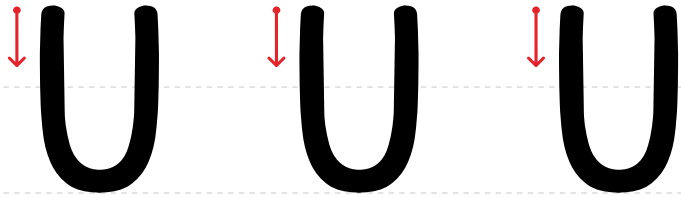
3. Now try writing it! Start with Bogart's emoji.



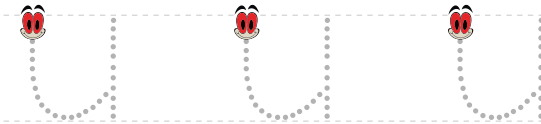
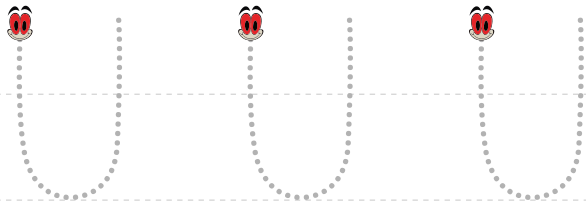
Uu



1. Follow the arrows to write the letter.



2. Trace the letter.



3. Now try writing it! Start with Bogart's emoji.

