

Mrs Wordsmith's  
**FOOLPROOF**

**SIGHT WORDS**



**COLORING**

**ACTIVITIES**

**LEARN TO READ  
K-GRADE 1**

Designed with literacy experts and follows the school curriculum. Our step-by-step program takes you through the different levels of phonics learning and the terms you need to know, exactly the way they do it in school. You can access audio recordings by using your smartphone camera to hear the audio files.

**US**  
EDITION

[mrswordsmith.com](http://mrswordsmith.com)

# OVERVIEW

## Sight Words 1-2



### LEVEL 1

a

of

big

is

can

at

put

him

it

dad

an

the

his

on

had

in

and

not

up

now

if

get

as

off

### LEVEL 2

I

got

see

this

all

to

no

for

them

are

but

back

was

too

into

mum

she

that

you



# OVERVIEW

## Sight Words 3 - 4



### LEVEL 3

then

said

I'm

like

time

with

go

one

some

her

down

my

out

come

do

look

me

went

were

how

they

we

went

were

so

old

he

will

when

saw

help

be

have

what

by

### LEVEL 4



from

there

very

asked

made

just

here

good

could

make

it's

little

want

their

your

don't

children

over

house

came

day

away

about

water

who

# OVERVIEW

## Sight Words 5 - 6



### LEVEL 5

us

going

new

two

school

or

where

long

play

things

our

would

took

again

wanted

eat

people

home

take

did

looked

yes

think

man

called

has

after

### LEVEL 6

know

thought

stop

might

through

can't

everyone

must

these

tree

didn't

boy

door

began

more

well

food

round

never

next

find

been

other

shouted

work

I'll



# OVERVIEW

## Sight Words 7-8



### LEVEL 7

live

gave

lots

mouse

small

fish

head

need

still

three

animals

soon

fast

found

some things

first

couldn't

that's

night

why

### LEVEL 8



keep

every

only

much

laughed

room

great

tell

around

another

many

cried

told

jumped

because

I've

let's

even

before


clothes

# OVERVIEW

## WHO'S IT FOR? Learners in Kindergarten - Grade 1

Mrs Wordsmith's Foolproof Reading Sight Words program was designed with literacy experts and is closely aligned to the school curriculum.

- Easy to follow with clear and simple instructions - you don't need to be an expert!



- Provides letter-writing practice



- Includes answer sheets, reward charts to track progress, and badges for added motivation

- Covers 200 sight words through Coloring activities and puzzles



**Learning how to read should be foolproof!**  
Designed by curriculum experts for school and home use.

# INSTRUCTIONS

## EXAMPLE

Level 1 Sight Words: the, and, put

Each resource features three sight word exercises of gradually increasing difficulty, plus a bonus “trace the letters” activity.

## COLOR


At the bottom of every page, each sight word is labeled with a different color. Find each of the words in the illustration and color the section around it in the right color!



## WORD SEARCH

[Higher difficulty]

Designed for children who are fluent readers (in Grade 1 or Grade 2). Find the sight words hidden on the page. Use the list at the bottom of the page to guide your search!




## HIDDEN WORDS

Color the picture according to the sight words crayon chart on the bottom of the page. Read the three surprise sight words that appear on the page!



## TRACE THE LETTERS

Designed to help kids with their handwriting. Trace the letters with your pencil, following the arrows.





## COLOR

1. Match the word to the color to help complete the illustration.

**GREEN**  
up

**BLUE**  
on

**YELLOW**  
as

**BROWN**  
is

**ORANGE**  
it

When you've found them all, color the rest of the picture.



Name: .....

 **COMPLETE THE EXERCISE  
TO EARN A STAR**



**LEVEL 1**

2. Trace the dotted letters.


as

is

it

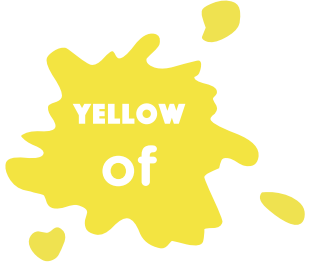

on

up



# HIDDEN WORDS

1. Match the word to the color to find the hidden sight words.



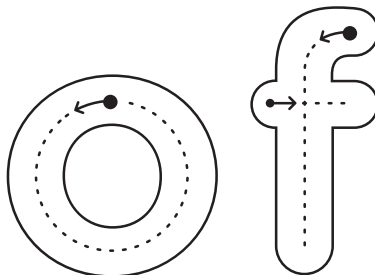
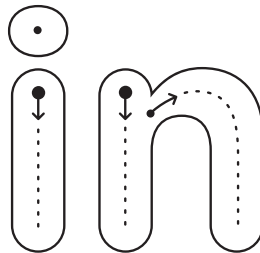
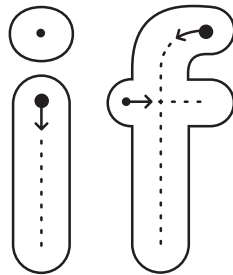
Name: .....

 **COMPLETE THE EXERCISE  
TO EARN A STAR**



**LEVEL 1**

2. Trace the dotted letters.



**WORD**

**SEARCH**



v	s	a	i	p	f	e	c	m	x	k	l
x	k	m	c	t	h	i	s	h	e	u	o
n	b	v	c	p	k	a	v	y	n	f	k
w	a	s	d	x	x	c	t	h	a	t	w
u	s	v	z	j	u	i	j	z	j	h	f
q	q	c	o	b	a	c	k	s	s	e	e
d	f	o	r	d	d	z	m	h	d	p	v
c	e	u	a	b	l	a	t	i	e	l	j
l	l	o	q	q	k	t	b	o	g	v	c
b	y	c	t	h	e	m	b	e	y	f	y

1. Find and circle these words.

**back**

**see**

**for**

**she**

**was**

**that**

**this**

**them**

Name: .....

 **COMPLETE THE EXERCISE  
TO EARN A STAR**



**LEVEL 2**

2. Trace the dotted letters.

back

see

for

she

was

that

this

them