



DRV 302 • DRV 308
Type A (DN 15 - DN 32)



DRV 303
Type A (DN 15 - DN 32)



DRV 302 • DRV 308
Type B (DN 40 - DN 50)



Media

The pressure reducers are suitable for use with water and neutral, non-adhesive liquids, but can also be used for air and neutral gases when larger flow rates are required.

For the media drinking water or sea water we refer to our special series DRV -6 or DRV -SW.



Special version seawater(-SW)

In this special version for seawater, all materials in contact with the media are seawater resistant. Smaller nominal diameters up to DN 32 are equipped with a removable cartridge made of POM and red-bronze. For nominal sizes DN 40 and larger, the internal parts are made completely of red-bronze.

**Pressure reducing valve
Female thread • Standard pressure
Red bronze**

Pressure reducing valves of the series are diaphragm-controlled, spring-loaded pressure reducing valves and have an inlet pressure compensation.

DGRL 2014/68/EU **CE**

Classification societies

- DNV GL
- LR
- BV
- ABS
- CCS

Customs tariff number

84811005



Features

- pressure-relieved single seated valve
- diaphragm-controlled
- continuously adjustable outlet pressure
- max. inlet pressure up to 40 bar
- outlet pressure : 1,5 - 10 bar
- female thread acc. ISO 228, optionally with NPT-Gewinde
- with integrated strainer filter
- replaceable inner parts
- double-ended G 1/4" manometer fitting (for outlet pressure)
- assembly position: any desired, preferably vertical
- minimum pressure difference (inlet/outlet pressure): 1 bar

Pressures



max. 40 bar



1,5 - 10 bar

Connections



Female thread
acc. ISO 228
from G 1/4" to G 2"

Materials



Temperatures

Various options for the seals and wetted parts allow a maximum temperature of up to 190°C.



from -30 °C up to +190 °C

Seals and temperatures



NBR*	-15°C to +100°C
EPDM*	-30°C to +130°C
FPM*	-10°C to +190°C

* DRV 303 up to max. 75°C

Special version for high temperature(-HT)

Often the temperature resistance of standard pressure reducers is not sufficient for your application. For such applications, various variants of the -HT series are available. This high temperature series is equipped with FPM seals. Thus, a maximum temperature resistance of 190°C is achieved with FPM seals in combination with metallic internal parts.

Please note that these pressure reducers are not suitable for use with steam.

	body	spring bonnet	diaphragm & seals	wetted parts	max. temperature
standard version	red bronze CC499K	up to DN 32 brass* from DN 40 cast iron	NBR optionally EPDM, FPM	up to DN 32 Hostaform C & brass from DN 40 brass	100 °C*
special versions:					
 high temperature (-HT)*	red bronze CC499K	up to DN 32 brass from DN 40 cast iron	FPM	brass	190 °C
 seawater (-SW)	red bronze CC499K	up to DN 32 brass from DN 40 cast iron	NBR	up to DN 32 Hostaform C & red bronze from DN 40 red bronze	100 °C

* DRV 303 with plastic bonnet, only up to 75°C



Technical data

nominal size	15	20	25	32	40	50
G	1/2"	3/4"	1"	1 1/4"	1 1/2"	2"

Type

A

B

Pressures

max. inlet pressure [bar]

max. 40 bar



DRV 302	40	25
DRV 303	16	--
DRV 308	40	25

outlet pressure [bar]

1,5 - 10 bar



DRV 302	1,5 - 6	1,5 - 6
DRV 303	1,5 - 6	--
DRV 308	1,5 - 10	1,5 - 10

Connections

Female thread
from G 1/2" up to G 2"



dimensions [mm]

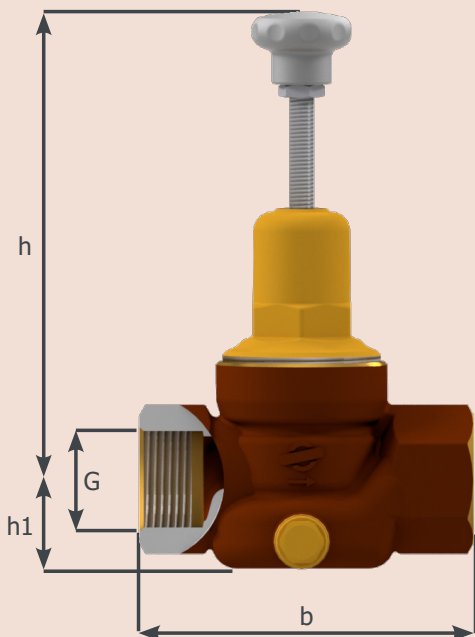
	G	1/2"	3/4"	1"	1 1/4"	1 1/2"	2"
all types	b	85	95	105	120	150	160
	h1	27	27	29	47	52	52
DRV 302		141	140	138	139	241	243
DRV 303	h	109	110	109	106	--	--
DRV 308		134	135	134	131	319	320

weight [kg]

DRV 302	0,8	0,8	1,1	1,5	4,5	4,9
DRV 303	0,6	0,7	1,1	1,4	--	--
DRV 308	0,8	0,8	1,1	1,5	5,0	5,5

kvs-value [m³/h]

all types	2,9	3,9	5,4	6,1	9	13
-----------	-----	-----	-----	-----	---	----





Article number

nominal size	15	20	25	32	40	50
G	1/2"	3/4"	1"	1 1/4"	1 1/2"	2"

standard version

DRV 302	030202	030203	030204	030205	030206	030207
DRV 303	030302	030303	030304	030305	--	--
DRV 308	030802	030803	030804	030805	030806	030807

special version

high temperature -HT	art.no. standard + -00130			art.no. standard + -00030		
seawater -SW	art.no. standard + -00500			art.no. standard + -00200		

Standard article numbers are 6 digits, article numbers for additional options are 11 digits. (See next page for an overview of options)

Manometer

diameter	connection	body	pressure range	max. temp.	art.no.
50 mm	G 1/4", central back	steel	0 - 4 bar	60°C	009001
50 mm	G 1/4", central back	steel	0 - 10 bar	60°C	009002
63 mm	G 1/4", central back	stainless steel	0 - 10 bar	60°C	009015
63 mm	G 1/4", central back	stainless steel	0 - 10 bar	200°C	009014



Options

CC - connections

00 -	ISO 228	standard
30 -	NPT - ASME B1.20.1	

M - material wetted parts

0 -	brass / POM	standard up to DN 32
0 -	brass	standard from DN 40
1 -	brass	DN 15 to DN 32
2 -	red bronze	
5 -	red bronze/ POM	DN 15 to DN 32

E - elastomers

0 -	NBR	standard
2 -	EPDM	
3 -	FPM	

F - finishes

0 -	without additional finishes
1 -	inside + outside nickel plated
3 -	inside + outside chrome-plated
5 -	inside + outside chemically nickel-plated

Configuration example of an article number with additional options

inlet pressure: 10 bar
seals: EPDM

outlet pressure: 4 bar
temperature: 30 °C

connection: 2" NPT
without additional finishes

art. no. standard version						-	C	C	M	E	F
0	3	0	2	0	7	-	3	0	0	2	0

Flow diagram

