

Handle the biggest floorcare challenges with ease

Designed with truly massive floor space in mind, the AS1050R is Viper's largest ride-on scrubber, but don't let the size fool you – it's still compact and maneuverable, and built with safety and resource-efficiency in mind. Your staff will appreciate intuitive controls and operation, along with smart and durable design, and maintenance is easy with quick access to commonly used parts.



Exemplary runtime, powerful scrubbing capability, and optimised consumption levels make it an excellent choice for use in retail spaces, educational facilities, and other environments with floor space above 7,000 m².

- Eco mode for optimal productivity and consumption; giving up to 5 hours runtime
- Robust bumpers, automatic and mechanical braking, automatic speed-reduction during turns for safety
- Comprehensive control panel with one-button start, and LCD display for operational overview
- Adjustable work settings for greater task flexibility during operation on different floors
- USB outlet for charging USB units (ex. mobile phone)
- Dual-vacuum system (optional) for optimal performance from start to finish



Picture shown may not represent model quoted

• Standard equipment

Included accessories		Ref. no.	Min. required	AS1050R-EU RIDE ON SCRUBBER
Pad Holder				
	PAD HOLDER 508MM 20	VF82057	2	•
Disc Brush 510 mm				
	BRUSH 510MM 20IN MEDIUM	VF82056	2	•
Deck Blade				
	BLADE SCRUB DECK LINATEX	VR41206LX	2	
	BLADE SCRUB DECK RUBBER	VR41206	2	•
Squeegee Blade				
	BLADE SQUEEGEE FRONT LINATEX	VR41322LX	1	
	BLADE SQUEEGEE FRONT RUBBER	VR41322	1	•
	BLADE SQUEEGEE REAR LINATEX	VR41323LX	1	
	BLADE SQUEEGEE REAR RUBBER	VR41323	1	•
Accessory				
	TRAY BATTERY	VR41119	1	
Light Option				
	WARNING LIGHT KIT	VR41633	1	•



Handle the biggest floorcare challenges with ease

Included accessories	Ref. no.	Min. required	AS1050R-EU RIDE ON SCRUBBER
Other			
TRAY DEBRIS KIT	VS14744	0	•

Model AS1050R-EU RIDE ON SCRUBBER

Ref. no. 50000594

PRODUCT FEATURES

Adjustable brush pressure	•
Click on-off brush	•
Debris tray	•
One-Touch™ Button	•
ECO mode	•
Traction drive	•
Quiet mode	•
LCD display	•

Technical specifications AS1050R-EU RIDE ON SCRUBBER

Drive motor hp (W)	1600
Working speed (km/h)	0-8.0
Voltage (V)	36
IP protection class	IP24
Rated power (W)	4500
Brush motor (W)	2x1000
Vacuum motor power (W)	600
Sound pressure level (dB(A))	72 ± 3
Productivity rate (m²/h)	7840
Handle vibration level (m/s²)	< 2.5 m/s²
Scrubbing width (mm)	980
Min. aisle turn (cm)	265
Max. climbing rate (%)	20
Max. working climbing rate (%)	16
Solution/recovery tank (L)	200/200
Front wheel dimensions (cm)	25
Drive wheels (cm)	34
Squeegee width (mm)	1103
Brush/pad diameter (mm)	2x508
Brush pressure (kg)	50-90 kg










Handle the biggest floorcare challenges with ease

Technical specifications

AS1050R-EU RIDE ON SCRUBBER










Brush speed (RPM)	240
Dimensions, L x W x H (mm)	1875x1077x1350
Battery compartment size (L x W x H) (mm)	680x560x450
Gross weight (gvw) (kg)	833
Net weight (kg)	398
Shipping weight (kg)	490
Built-in power outlet	USB
Speed (forward/reverse)	0-8.0
Packaging dimensions	2110x1220x1535

● Standard equipment, ○ Supplementary accessories, □ Mountable equipment

Accessories		Ref. no.	Min. required	AS1050R-EU RIDE ON SCRUBBER
Pad 20" / 508 mm				
	PAD 20 508MM ECO BLACK	10001955	2	○
	PAD 20 508MM ECO BLUE	10001956	2	○
	PAD 20 508MM ECO BROWN	10001957	2	○
	PAD 20 508MM ECO GREEN	10001958	2	○
	PAD 20 508MM ECO RED	10001959	2	○
	PAD 20 508MM ECO WHITE	10001960	2	○
Special Pad				
	PAD 20 508MM ECO	10002349	2	○



Handle the biggest floorcare challenges with ease

Accessories		Ref. no.	Min. required	AS1050R-EU RIDE ON SCRUBBER
	PAD 20 508MM ECO	10002350	2	○
	PAD 20 508MM ECO	10002351	2	○
	PAD 20 508MM ECO BRILLIANCE RED 2PCS	10002348	2	○
Other				
	DRAIN HOSE EXTENSION	56601410	1	○
	DUAL VACUUM MOTOR KIT	VR41654	1	□
	MOP HOLD KIT	VR41561	1	□
	TRAY DEBRIS KIT	VS14744	0	●
Battery				
	BATT. 6V-180AH GEL	80564000	6	□
	BATT. 6V-240AH GEL MONOBLOC	80564100	6	□
Disc Brush 510 mm				
	BRUSH 510MM 20IN 180GRIT HARD	VR41275	2	○
	BRUSH 510MM 20IN MEDIUM	VF82056	2	●
	BRUSH 510MM 20IN SOFT	VF82056C	2	○
Pad Holder				
	PAD HOLDER 508MM 20	VF82057	2	●
Accessory				



Handle the biggest floorcare challenges with ease

Accessories		Ref. no.	Min. required	AS1050R-EU RIDE ON SCRUBBER
	TRAY BATTERY	VR41119	1	□
	UTILITY CADDY	VR41619	1	○
Deck Blade				
	BLADE SCRUB DECK LINATEX	VR41206LX	2	○
	BLADE SCRUB DECK RUBBER	VR41206	2	●
Squeegee Blade				
	BLADE SQUEEGEE FRONT LINATEX	VR41322LX	1	○
	BLADE SQUEEGEE FRONT LINATEX DUAL VAC	VR41342LX	1	○
	BLADE SQUEEGEE FRONT PU	VR41322PU	1	○
	BLADE SQUEEGEE FRONT RUBBER	VR41322	1	●
	BLADE SQUEEGEE REAR LINATEX	VR41323LX	1	○
	BLADE SQUEEGEE REAR PU	VR41323PU	1	○
	BLADE SQUEEGEE REAR RUBBER	VR41323	1	●
Guard Option				
	OVERHEAD GUARD KIT	VR41510	1	□
Light Option				
	WARNING LIGHT KIT	VR41633	1	●

