

Professional cleaning that wouldn't let you down - ever!

And it will only take you a fraction of the time it takes a conventional sweeper. The innovative DustGuard™ misting system lets you efficiently control any dust on your way leaving a cleaner environment. SW8000 is designed with attention to details that matters to you such as better safety features, easier operator control, simple maintenance and function features that provide better performance, reliability and a lower total cost of cleaning.

<div>Choose between 4-cylinder diesel engine and LPG.</div>





- The unique DustGuard™ feature with misting nozzles sprays a fine fog of moisture to the front and side brooms, effectively controlling airborne dust for a cleaner environment.
- The main broom 1.3 meter sweeping path is the widest in the industry, providing you better performance and faster cleaning.
- With side brooms the total cleaning width of SW8000 is 2 meters.
- The strong polyethylene covers offer a high driving protection and even absorbing bumps. At the same time, they are fully recyclable in line with Nilfisk's environmental awareness policy.



SW8000 puts you in the driver's seat of the most advanced and innovative industrial class ride-on sweepers. With its extraordinary 2 meters wide sweeping path, SW8000 lets you sweep and clean large areas, such as parking lots, warehouses and factory floors.





Picture shown may not represent model quoted

• Standard equipment

Included accessories		Ref. no.	Min. required	SW8000 165 LPG 4-CYL CAB	SW8000 165 D 4-CYL CAB	SW8000 165D CAB HEATER AC
	Filter for Sweeping					
	FLTR PANEL ULTRA-WEB CELLULOSE	8-24-04139-1	1	•	•	
	Main Broom					
	MAIN BROOM PROEX-WIRE	56507424	1	•	•	
	Side Broom					
	SIDE BROOM POLYPROPYLENE	56507350	1	•	•	
	Other					
	AMBER STROBE CAB	56508825	1	•	•	
	AMBER STROBE NO OHG	56507038	1			
	ARM REST RH ONLY	7-03-04250	1	•	•	
	BACK UP ALARM KIT	56507023	1	•	•	•
	FOAM FILLED TIRE KIT	56507037	1	•	•	
	SWITCH KIT-OPERATOR PRESENCE	56107668	1	•	•	•
	TILT STEERING OPTION	56507228	1	•	•	

Professional cleaning that wouldn't let you down - ever!

● Standard equipment

Included accessories	Ref. no.	Min. required	SW8000 165D CAB HEATER	SW8000 165LPG CAB HEATER AC	SW8000 165LPG CAB HEATER
 Filter for Sweeping					
FLTR PANEL ULTRA-WEB CELLULOSE	8-24-04139-1	1			
 Main Broom					
MAIN BROOM PROEX-WIRE	56507424	1			
 Side Broom					
SIDE BROOM POLYPROPYLENE	56507350	1			
 Other					
AMBER STROBE CAB	56508825	1			
AMBER STROBE NO OHG	56507038	1			
ARM REST RH ONLY	7-03-04250	1			
BACK UP ALARM KIT	56507023	1	•	•	•
FOAM FILLED TIRE KIT	56507037	1			
SWITCH KIT-OPERATOR PRESENCE	56107668	1	•	•	•
TILT STEERING OPTION	56507228	1			

Model	SW8000 165 LPG 4-CYL CAB	SW8000 165 D 4-CYL CAB	SW8000 165D CAB HEATER AC
Ref. no.	56107514	56107515	56383690

PRODUCT FEATURES

Adjustable steering and seat	•	•	•
Fuel gauge	•	•	•
Headlights	•	•	•
Amber safety beacon	•	•	•
Ergonomic driver seat	•	•	•
Parking brake	•	•	•
Variable high dump system	•	•	•
One touch control panel	•	•	•

Model	SW8000 165D CAB HEATER	SW8000 165LPG CAB HEATER AC	SW8000 165LPG CAB HEATER
Ref. no.	56383691	56383692	56383693

PRODUCT FEATURES

Adjustable steering and seat	•	•	•
Fuel gauge	•	•	•
Headlights	•	•	•
Amber safety beacon	•	•	•
Ergonomic driver seat	•	•	•

Professional cleaning that wouldn't let you down - ever!

Model	SW8000 165D CAB HEATER	SW8000 165LPG CAB HEATER AC	SW8000 165LPG CAB HEATER
Ref. no.	56383691	56383692	56383693

PRODUCT FEATURES

Parking brake	•	•	•
Variable high dump system	•	•	•
One touch control panel	•	•	•

Technical specifications	SW8000 165 LPG 4-CYL CAB	SW8000 165 D 4-CYL CAB	SW8000 165D CAB HEATER AC
Energy Label			
Sound pressure level (dB(A))	80,6	82,8	82,8
Motor power source	LPG	Diesel	Diesel
Motorbrand	Kubota	Kubota	Kubota
Motor type	WG1605	V1505D	V1505D
Max speed (km/h)	15	15	15
Productivity main broom theoretical/actual (m ² /h)	18850/13195	18850/13195	18850/13195
Productivity 1 side broom theoretical/actual (m ² /h)	23925/16750	23925/16750	23925/16750
Productivity 2 side brooms theoretical/actual (m ² /h)	29000/20300	29000/20300	29000/20300
Working width w/right side broom (mm)	1650	1650	1650
Working width w/2 side brooms (mm)	2000	2000	2000
Min. turn-around aisle width (cm)	277	277	277
Max climbing rate (%)	20	20	20
Water tank capacity (l)	53	53	53
Hopper volume (l)	400	400	400
Max dumping height (cm)	152	152	152
Max dumping weight (kg)	454	454	454
Main filter type	ULTRA WEB	ULTRA WEB	ULTRA WEB
Main filter area (m ²)	9	9	9
Front tyres Ø (cm)	53	53	53
Rear tyres Ø (cm)	46	46	46
Main broom (mm)	1300	1300	1300
Length x width x height (cm)	241x163x201	241x163x201	241x163x201
Height w/ overhead guard (cm)			
Gross weight (gvw) (kg)	2165	2165	2165
Net weight (kg)	1553	1553	1553
Operating weight (kg)	1585	1593	1593



Professional cleaning that wouldn't let you down - ever!

Technical specifications	SW8000 165D CAB HEATER	SW8000 165LPG CAB HEATER AC	SW8000 165LPG CAB HEATER
Energy Label			
Sound pressure level (dB(A))	82,8	80,6	80,6
Motor power source	Diesel	LPG	LPG
Motorbrand	Kubota	Kubota	Kubota
Motor type	V1505D	WG1605	WG1605
Max speed (km/h)	15	15	15
Productivity main broom theoretical/actual (m ² /h)	18850/13195	18850/13195	18850/13195
Productivity 1 side broom theoretical/actual (m ² /h)	23925/16750	23925/16750	23925/16750
Productivity 2 side brooms theoretical/actual (m ² /h)	29000/20300	29000/20300	29000/20300
Working width w/right side broom (mm)	1650	1650	1650
Working width w/2 side brooms (mm)	2000	2000	2000
Min. turn-around aisle width (cm)	277	277	277
Max climbing rate (%)	20	20	20
Water tank capacity (l)	53	53	53
Hopper volume (l)	400	400	400
Max dumping height (cm)	152	152	152
Max dumping weight (kg)	454	454	454
Main filter type	ULTRA WEB	ULTRA WEB	ULTRA WEB
Main filter area (m ²)	9	9	9
Front tyres Ø (cm)	53	53	53
Rear tyres Ø (cm)	46	46	46
Main broom (mm)	1300	1300	1300
Length x width x height (cm)	241x163x201	241x163x201	241x163x201
Height w/ overhead guard (cm)			
Gross weight (gvw) (kg)	2165	2165	2165
Net weight (kg)	1553	1553	1553
Operating weight (kg)	1593	1585	1585




● Standard equipment, ○ Supplementary accessories, □ Mountable equipment

Accessories	Ref. no.	Min. required	SW8000 165 LPG 4-CYL CAB	SW8000 165 D 4-CYL CAB	SW8000 165D CAB HEATER AC
Guard Option					
BROOM GUARD/REAR BUMPER KIT	56508741	1			
FRONT BUMPER KIT	56107612	1	□	□	□
LEFT SIDE BROOM GUARD KIT	56508365	1	□	□	
OVERHEAD GUARD KIT	56507394	1			
REAR BUMPER KIT	56508720	1			
REAR BUMPER KIT-CAB	56508811	1	□	□	



Professional cleaning that wouldn't let you down - ever!

Accessories		Ref. no.	Min. required	SW8000 165 LPG 4-CYL CAB	SW8000 165 D 4-CYL CAB	SW8000 165D CAB HEATER AC
	RIGHT SIDE BROOM GUARD KIT	56508364	1	<input type="checkbox"/>	<input type="checkbox"/>	
	Main Broom					
	BROOM CHEVRON MAIN-PROPE	56107638	1	<input type="radio"/>	<input type="radio"/>	<input type="radio"/>
	MAIN BROOM NYLON	56507345	1	<input type="radio"/>	<input type="radio"/>	
	MAIN BROOM POLYPROPYLENE	56507343	1	<input type="radio"/>	<input type="radio"/>	
	MAIN BROOM POLYPRO-WIRE-12 ROW	56507344	1	<input type="radio"/>	<input type="radio"/>	
	MAIN BROOM PROEX	56507346	1	<input type="radio"/>	<input type="radio"/>	
	MAIN BROOM PROEX-WIRE	56507424	1	<input checked="" type="radio"/>	<input checked="" type="radio"/>	
	MAIN BROOM PROEX-WIRE-12 ROW	56507342	1	<input type="radio"/>	<input type="radio"/>	
	MAIN BROOM PROEX-WIRE CHEVRON	56507340	1	<input type="radio"/>	<input type="radio"/>	
	Other					
	AMBER STROBE CAB	56508825	1	<input checked="" type="radio"/>	<input checked="" type="radio"/>	
	AMBER STROBE FOR OHG	56507039	1			
	AMBER STROBE NO OHG	56507038	1			
	ARM REST RH ONLY	7-03-04250	1	<input checked="" type="radio"/>	<input checked="" type="radio"/>	
	BACK UP ALARM KIT	56507023	1	<input checked="" type="radio"/>	<input checked="" type="radio"/>	<input checked="" type="radio"/>
	BROOM GUARD/REAR BUMP KIT-CAB	56508812	1	<input type="checkbox"/>	<input type="checkbox"/>	
	FIRE EXTINGUISHER KIT-CAB	56508813	1	<input type="checkbox"/>	<input type="checkbox"/>	
	FLOOR MAT KIT	56508433	1	<input type="checkbox"/>	<input type="checkbox"/>	
	FOAM FILLED TIRE KIT	56507037	1	<input checked="" type="radio"/>	<input checked="" type="radio"/>	
	HOPPER BOTTOM PLATE KIT	56508889	1	<input type="checkbox"/>	<input type="checkbox"/>	
	HOPPER TEMP SENSOR KIT	56507029	1	<input type="checkbox"/>	<input type="checkbox"/>	
	KIT-SIDE BROOM SPEED CONTROL	56107680	1	<input type="checkbox"/>	<input type="checkbox"/>	<input type="checkbox"/>
	LEFT HAND SIDE BROOM OPTION	56507184	1	<input type="checkbox"/>	<input type="checkbox"/>	
	LITTER VAC KIT	56507030	1	<input type="checkbox"/>	<input type="checkbox"/>	
	MIST SPRAY KIT	56507850	1	<input type="checkbox"/>	<input type="checkbox"/>	
	NOZZLE SPRAY .10	56508709	1	<input type="checkbox"/>	<input type="checkbox"/>	
	PLUGGED FILTER SWITCH KIT	56507036	1	<input type="checkbox"/>	<input type="checkbox"/>	
	RAISED INTAKE FILTER CAB	56508826	1	<input type="checkbox"/>	<input type="checkbox"/>	
	RAISED INTAKE FILTER NO OHG	56507033	1			
	SEAT BELT KIT- STANDARD SEAT	56383455	0	<input type="checkbox"/>	<input type="checkbox"/>	<input type="checkbox"/>
	SOLID TIRE KIT	56508873	1	<input type="checkbox"/>	<input type="checkbox"/>	
	SUSPENSION SEAT KIT	56507040	1	<input type="checkbox"/>	<input type="checkbox"/>	
	SWITCH KIT-OPERATOR PRESENCE	56107668	1	<input checked="" type="radio"/>	<input checked="" type="radio"/>	<input checked="" type="radio"/>
	TILT STEERING OPTION	56507228	1	<input checked="" type="radio"/>	<input checked="" type="radio"/>	




Professional cleaning that wouldn't let you down - ever!

Accessories		Ref. no.	Min. required	SW8000 165 LPG 4-CYL CAB	SW8000 165 D 4-CYL CAB	SW8000 165D CAB HEATER AC
	Light Option					
	BRAKE/TURN SIGNAL LIGHT KIT	56507024	1	<input type="checkbox"/>	<input type="checkbox"/>	<input type="checkbox"/>
	WORK LIGHT KIT	56507034	1	<input type="checkbox"/>	<input type="checkbox"/>	
	Side Broom					
	SIDE BROOM FLAT WIRE	56507352	1	<input type="radio"/>	<input type="radio"/>	
	SIDE BROOM NYLON	56507351	1	<input type="radio"/>	<input type="radio"/>	
	SIDE BROOM NYLON 41 DEGREES	56508499	1	<input type="radio"/>	<input type="radio"/>	
	SIDE BROOM POLY 41 DEGREES	56508498	1	<input type="radio"/>	<input type="radio"/>	
	SIDE BROOM POLYPROPYLENE	56507350	1	<input checked="" type="radio"/>	<input checked="" type="radio"/>	
	Filter for Sweeping					
	FILTER-HEPA	56508953	1	<input type="radio"/>	<input type="radio"/>	
	FLTR PANEL ULTRA-WEB CELLULOSE	8-24-04139-1	1	<input checked="" type="radio"/>	<input checked="" type="radio"/>	
	POCKET FILTER ASSEMBLY	56507710	1	<input type="checkbox"/>	<input type="checkbox"/>	
	POCKET FILTER FILTRO SACCHE	56507588	1	<input type="radio"/>	<input type="radio"/>	
	POCKET FILTER WATER RESISTANT	56507740	1	<input type="radio"/>	<input type="radio"/>	


● Standard equipment, ○ Supplementary accessories, □ Mountable equipment

Accessories		Ref. no.	Min. required	SW8000 165D CAB HEATER	SW8000 165LPG CAB HEATER AC	SW8000 165LPG CAB HEATER
	Guard Option					
	BROOM GUARD/REAR BUMPER KIT	56508741	1			
	FRONT BUMPER KIT	56107612	1	<input type="checkbox"/>	<input type="checkbox"/>	<input type="checkbox"/>
	LEFT SIDE BROOM GUARD KIT	56508365	1			
	OVERHEAD GUARD KIT	56507394	1			
	REAR BUMPER KIT	56508720	1			
	REAR BUMPER KIT-CAB	56508811	1			
	RIGHT SIDE BROOM GUARD KIT	56508364	1			
	Main Broom					
	BROOM CHEVRON MAIN-PROPE	56107638	1	<input type="radio"/>	<input type="radio"/>	<input type="radio"/>
	MAIN BROOM NYLON	56507345	1			
	MAIN BROOM POLYPROPYLENE	56507343	1			
	MAIN BROOM POLYPRO-WIRE-12 ROW	56507344	1			
	MAIN BROOM PROEX	56507346	1			
	MAIN BROOM PROEX-WIRE	56507424	1			
	MAIN BROOM PROEX-WIRE-12 ROW	56507342	1			
	MAIN BROOM PROEX-WIRE CHEVRON	56507340	1			

Professional cleaning that wouldn't let you down - ever!

Accessories		Ref. no.	Min. required	SW8000 165D CAB HEATER	SW8000 165LPG CAB HEATER AC	SW8000 165LPG CAB HEATER
	Other					
	AMBER STROBE CAB	56508825	1			
	AMBER STROBE FOR OHG	56507039	1			
	AMBER STROBE NO OHG	56507038	1			
	ARM REST RH ONLY	7-03-04250	1			
	BACK UP ALARM KIT	56507023	1	•	•	•
	BROOM GUARD/REAR BUMP KIT-CAB	56508812	1			
	FIRE EXTINGUISHER KIT-CAB	56508813	1			
	FLOOR MAT KIT	56508433	1			
	FOAM FILLED TIRE KIT	56507037	1			
	HOPPER BOTTOM PLATE KIT	56508889	1			
	HOPPER TEMP SENSOR KIT	56507029	1			
	KIT-SIDE BROOM SPEED CONTROL	56107680	1	□	□	□
	LEFT HAND SIDE BROOM OPTION	56507184	1			
	LITTER VAC KIT	56507030	1			
	MIST SPRAY KIT	56507850	1			
	NOZZLE SPRAY .10	56508709	1			
	PLUGGED FILTER SWITCH KIT	56507036	1			
	RAISED INTAKE FILTER CAB	56508826	1			
	RAISED INTAKE FILTER NO OHG	56507033	1			
	SEAT BELT KIT- STANDARD SEAT	56383455	0	□	□	□
	SOLID TIRE KIT	56508873	1			
	SUSPENSION SEAT KIT	56507040	1			
	SWITCH KIT-OPERATOR PRESENCE	56107668	1	•	•	•
TILT STEERING OPTION	56507228	1				
	Light Option					
	BRAKE/TURN SIGNAL LIGHT KIT	56507024	1	□	□	□
	WORK LIGHT KIT	56507034	1			
	Side Broom					
	SIDE BROOM FLAT WIRE	56507352	1			
	SIDE BROOM NYLON	56507351	1			
	SIDE BROOM NYLON 41 DEGREES	56508499	1			
	SIDE BROOM POLY 41 DEGREES	56508498	1			
SIDE BROOM POLYPROPYLENE	56507350	1				

Professional cleaning that wouldn't let you down - ever!

Accessories		Ref. no.	Min. required	SW8000 165D CAB HEATER	SW8000 165LPG CAB HEATER AC	SW8000 165LPG CAB HEATER
	Filter for Sweeping					
	FILTER-HEPA	56508953	1			
	FLTR PANEL ULTRA-WEB CELLULOSE	8-24-04139-1	1			
	POCKET FILTER ASSEMBLY	56507710	1			
	POCKET FILTER FILTRO SACCHE	56507588	1			
	POCKET FILTER WATER RESISTANT	56507740	1			