

Technically advanced sweeper that reduce your cleaning costs

The dust control is outstanding, and airborne particles are controlled more effectively thanks to the DustGuard™ system. And less dust means less cleaning elsewhere. The productivity is excellent, thanks to a huge 900 mm main broom, a 1600 mm wide sweeping path, and the SR 1601s all around reliability for getting the job done quickly and well.

A better design to reduce cleaning costs.






- Excellent machine manoeuvrability thanks to the power steering (STD)
- Nilfisk DustGuard™ system completely controls airborne dust to reduce cleaning time
- Free floating main broom and fine tuning knob adjustment increases productivity and performance
- MaxAccess™ system provides fast and easy access to facilitate servicing
- The strong yet lightweight rotomoulded polyethylene covers and bumpers over a steel chassis provide automobile industry quality protection
- NoTools™ system speeds main broom and side broom changing cutting down on service time



Picture shown may not represent model quoted






SR1601 is claimed to be the most technically advanced sweeper in its category, with innovations that increase cleaning productivity whilst simplifying operating and servicing requirements. Designed for industrial applications such as heavily soiled factories, construction sites, parking etc

• Standard equipment






Included accessories		Ref. no.	Min. required	SWEeper SR 1601 D3	SWEeper SR 1601 B	SWEeper SR 1601 LPG3
	Filter for Sweeping					
	FLTR PANEL ULTRA-WEB CELLULOSE	8-24-04139-1	1	•	•	•
	Main Broom					
	BROOM MAIN 310X900 CHEVRON 6R PPL 0.7	33018853	1	•	•	•
	BROOM MAIN 310X900 CHEVRON 6R PPL 1.0	33021206	1			
	Side Broom					
	BROOM LEFT SIDE PPL KIT	33019173	1			
	BROOM SIDE 300X500 PPL 1.5	33021313	1	•	•	•
	Flap and Skirt					
	HOPPER DUST FLAP KIT	33020372	1			
	Other					
	AMBER STROBE NO OHG	56507038	1	•	•	•
	ARMREST RT SEAT KIT	33019556	1	•	•	•
	HOPPER PROTECTION KIT	33021392	1			
	PRE MISTING SYST. 12V KIT	33019175	1			
	PRE MISTING SYST. 48V KIT	33019377	1			
	STEERING ADJUSTABLE KIT	33019174	1	•	•	•
	WHEELS FOAMED KIT	33022245	1	•		•
WHEELS SOLID KIT	33023020	0				

Technically advanced sweeper that reduce your cleaning costs

● Standard equipment

Included accessories		Ref. no.	Min. required	SWEeper SR 1601 D3 MAXI	SWEeper SR 1601 B MAXI	SWEeper SR 1601 LPG3 MAXI
	Filter for Sweeping					
	FLTR PANEL ULTRA-WEB CELLULOSE	8-24-04139-1	1	•	•	•
	Main Broom					
	BROOM MAIN 310X900 CHEVRON 6R PPL 0.7	33018853	1	•	•	•
	BROOM MAIN 310X900 CHEVRON 6R PPL 1.0	33021206	1			
	Side Broom					
	BROOM LEFT SIDE PPL KIT	33019173	1	•	•	•
	BROOM SIDE 300X500 PPL 1.5	33021313	1	•	•	•
	Flap and Skirt					
	HOPPER DUST FLAP KIT	33020372	1			
	Other					
	AMBER STROBE NO OHG	56507038	1	•	•	•
	ARMREST RT SEAT KIT	33019556	1	•	•	•
	HOPPER PROTECTION KIT	33021392	1			
	PRE MISTING SYST. 12V KIT	33019175	1	•		•
	PRE MISTING SYST. 48V KIT	33019377	1		•	
	STEERING ADJUSTABLE KIT	33019174	1	•	•	•
	WHEELS FOAMED KIT	33022245	1	•		•
WHEELS SOLID KIT	33023020	0		•		

● Standard equipment

Included accessories		Ref. no.	Min. required	SWEeper SR 1601 D3 HD
	Filter for Sweeping			
	FLTR PANEL ULTRA-WEB CELLULOSE	8-24-04139-1	1	•
	Main Broom			
	BROOM MAIN 310X900 CHEVRON 6R PPL 0.7	33018853	1	
	BROOM MAIN 310X900 CHEVRON 6R PPL 1.0	33021206	1	•
	Side Broom			
	BROOM LEFT SIDE PPL KIT	33019173	1	
	BROOM SIDE 300X500 PPL 1.5	33021313	1	•
	Flap and Skirt			
	HOPPER DUST FLAP KIT	33020372	1	•
	Other			
	AMBER STROBE NO OHG	56507038	1	•
	ARMREST RT SEAT KIT	33019556	1	•
	HOPPER PROTECTION KIT	33021392	1	•

Technically advanced sweeper that reduce your cleaning costs

Included accessories	Ref. no.	Min. required	SWEEPER SR 1601 D3 HD
PRE MISTING SYST. 12V KIT	33019175	1	
PRE MISTING SYST. 48V KIT	33019377	1	
STEERING ADJUSTABLE KIT	33019174	1	•
WHEELS FOAMED KIT	33022245	1	•
WHEELS SOLID KIT	33023020	0	

Model	SWEEPER SR 1601 D3	SWEEPER SR 1601 B	SWEEPER SR 1601 LPG3
Ref. no.	13300101	13300103	13300105

PRODUCT FEATURES

Left side broom ppl			
Power steering	•	•	•
Adjustable steering			
Misting system			
Adjustable seat	•	•	•

Model	SWEEPER SR 1601 D3 MAXI	SWEEPER SR 1601 B MAXI	SWEEPER SR 1601 LPG3 MAXI
Ref. no.	13300148	13300149	13300161

PRODUCT FEATURES

Left side broom ppl	•	•	•
Power steering	•	•	•
Adjustable steering	•	•	•
Misting system	•	•	•
Adjustable seat	•	•	•

Model	SWEEPER SR 1601 D3 HD
Ref. no.	13300175

PRODUCT FEATURES

Left side broom ppl	
Power steering	•
Adjustable steering	
Misting system	
Adjustable seat	•

Technically advanced sweeper that reduce your cleaning costs

Technical specifications	SWEeper SR 1601 D3	SWEeper SR 1601 B	SWEeper SR 1601 LPG3
Energy Label			
Sound pressure level (dB(A))	88	69.5	87
Motor power source	Diesel, 3cyl. 18.5kW/24.8HP	Battery 48V	LPG, 3cyl. 23.1kW/31HP
Motorbrand	Kubota	-	Kubota
Motor type	D1105	-	DF 972
Max speed (km/h)	12	8	12
Productivity 1 side broom theoretical/actual (m ² /h)	15000/10500	10000/7000	15000/10500
Productivity 2 side brooms theoretical/actual (m ² /h)	19200/13440	12800/8960	19200/13440
Working width w/right side broom (mm)	1250	1250	1250
Working width w/2 side brooms (mm)	1600	1600	1600
Min. turn-around aisle width (cm)	306	306	306
Max climbing rate (%)	25	20	25
Fuel tank (l)	35	-	-
Fuel consumption (l/h)	3.5	-	-
Hopper volume (l)	315	315	315
Max dumping height (cm)	159	159	159
Max dumping weight (kg)	363	363	363
Main filter area (m ²)	10	10	10
Main broom speed (RPM)	540	540	540
Main broom (mm)	900x310	900x310	900x310
Side broom diameter (mm)	550	550	550
Length x width x height (cm)	222x132x146	222x132x146	222x132x146
Battery compartment size (LxWxH) (mm)	-	850x300x650 & 480x280x630	-
Gross weight (gvw) (kg)	1385	1660	1385
Net weight (kg)	965	625	945
Operating weight (kg)	1050	1295	1052
Shipping weight (kg)	1000	680	1000

Technical specifications	SWEeper SR 1601 D3 MAXI	SWEeper SR 1601 B MAXI	SWEeper SR 1601 LPG3 MAXI
Energy Label			
Sound pressure level (dB(A))	88	69.5	87
Motor power source	Diesel, 3cyl. 18.5kW/24.8HP	Battery 48V	LPG, 3cyl. 23.1kW/31HP
Motorbrand	Kubota	-	Kubota
Motor type	D1105	-	DF 972
Max speed (km/h)	12	8	12
Productivity 1 side broom theoretical/actual (m ² /h)	10000/7000	10000/7000	10000/7000

Technically advanced sweeper that reduce your cleaning costs

Technical specifications	SWEEPER SR 1601 D3 MAXI	SWEEPER SR 1601 B MAXI	SWEEPER SR 1601 LPG3 MAXI
Productivity 2 side brooms theoretical/actual (m ² /h)	19200/13440	12800/8960	19200/13440
Working width w/right side broom (mm)	1250	1250	1250
Working width w/2 side brooms (mm)	1600	1600	1600
Min. turn-around aisle width (cm)	306	306	306
Max climbing rate (%)	25	20	25
Fuel tank (l)	35	-	-
Fuel consumption (l/h)	3.5	-	-
Hopper volume (l)	315	315	315
Max dumping height (cm)	159	159	159
Max dumping weight (kg)	363	363	363
Main filter area (m ²)	10	10	10
Main broom speed (RPM)	540	540	540
Main broom (mm)	900x310	900x310	900x310
Side broom diameter (mm)	550	550	550
Length x width x height (cm)	222x132x146	222x132x146	222x132x146
Battery compartment size (LxWxH) (mm)	-	850x300x650 & 480x280x630	-
Gross weight (gvw) (kg)	1405	1725	1405
Net weight (kg)	980	645	980
Operating weight (kg)	1070	1315	1072
Shipping weight (kg)	1020	700	1020

Technical specifications	SWEEPER SR 1601 D3 HD
Energy Label	
Sound pressure level (dB(A))	88
Motor power source	Diesel, 3cyl. 18.5kW/24.8HP
Motorbrand	Kubota
Motor type	D1105
Max speed (km/h)	12
Productivity 1 side broom theoretical/actual (m ² /h)	15000/10500
Productivity 2 side brooms theoretical/actual (m ² /h)	19200/13440
Working width w/right side broom (mm)	1250
Working width w/2 side brooms (mm)	1600
Min. turn-around aisle width (cm)	306
Max climbing rate (%)	25
Fuel tank (l)	35
Fuel consumption (l/h)	3.5




Technically advanced sweeper that reduce your cleaning costs

Technical specifications






SWEEPER SR 1601
D3 HD

Hopper volume (l)	315
Max dumping height (cm)	159
Max dumping weight (kg)	363
Main filter area (m ²)	10
Main broom speed (RPM)	540
Main broom (mm)	900x310
Side broom diameter (mm)	550
Length x width x height (cm)	222x132x146
Battery compartment size (LxWxH) (mm)	-
Gross weight (gvw) (kg)	1385
Net weight (kg)	965
Operating weight (kg)	1268
Shipping weight (kg)	1218

● Standard equipment, ○ Supplementary accessories, □ Mountable equipment




Accessories		Ref. no.	Min. required	SWEEPER SR 1601 D3	SWEEPER SR 1601 B	SWEEPER SR 1601 LPG3
	Side Broom					
	BROOM LEFT SIDE PPL KIT	33019173	1	□	□	□
	BROOM SIDE 260X550 MIX STEEL	33018889	1	○	○	○
	BROOM SIDE 260X550 NYLON	33018890	1	○	○	○
	BROOM SIDE 260X550 PPL 1.5	33017255	1	○	○	○
	BROOM SIDE 300X500 PPL 1.5	33021313	1	●	●	●
	Main Broom					
	BROOM MAIN 310X900 CHEVRON 6R MIX STEEL	33018854	1	○	○	○
	BROOM MAIN 310X900 CHEVRON 6R NYLON	33018852	1	○	○	○
	BROOM MAIN 310X900 CHEVRON 6R PPL 0.7	33018853	1	●	●	●
	BROOM MAIN 310X900 CHEVRON 6R PPL 1.0	33021206	1	○	○	○
	BROOM MAIN 310X900 SPIRAL 6R MIX STEEL	33018858	1	○	○	○
	BROOM MAIN 310X900 SPIRAL 6R NYLON	33018856	1	○	○	○
	BROOM MAIN 310X900 SPIRAL 6R PPL 0.7	33018857	1	○	○	○
	Guard Option					
	CANOPY KIT	33020052	1	□	□	□
	GUARD OVERHEAD KIT	33019171	1	□	□	□
	GUARD REAR BUMPER KIT	33019572	1	□	□	□
	SIDE BROOM PROTECTION KIT	33019571	1	□	□	□

Technically advanced sweeper that reduce your cleaning costs






Accessories		Ref. no.	Min. required	SWEeper SR 1601 D3	SWEeper SR 1601 B	SWEeper SR 1601 LPG3
	Other					
	AMBER STROBE FOR OHG	56507039	1	<input type="checkbox"/>	<input type="checkbox"/>	<input type="checkbox"/>
	AMBER STROBE NO OHG	56507038	1	<input checked="" type="checkbox"/>	<input checked="" type="checkbox"/>	<input checked="" type="checkbox"/>
	ARMREST RT SEAT KIT	33019556	1	<input checked="" type="checkbox"/>	<input checked="" type="checkbox"/>	<input checked="" type="checkbox"/>
	BELT SEAT KIT	33019554	1	<input type="checkbox"/>	<input type="checkbox"/>	<input type="checkbox"/>
	HOPPER PROTECTION KIT	33021392	1	<input type="checkbox"/>	<input type="checkbox"/>	<input type="checkbox"/>
	HOPPER TEMP SENSOR KIT	56507029	1	<input type="checkbox"/>	<input type="checkbox"/>	<input type="checkbox"/>
	MAT FLOOR KIT	33019570	1	<input type="checkbox"/>	<input type="checkbox"/>	<input type="checkbox"/>
	METAL LINER HOPPER KIT	33019573	1	<input type="checkbox"/>	<input type="checkbox"/>	<input type="checkbox"/>
	PLUGGED HOPPER FILTER SENSOR KIT	33020056	1	<input type="checkbox"/>	<input type="checkbox"/>	<input type="checkbox"/>
	PRE MISTING SYST. 12V KIT	33019175	1	<input type="checkbox"/>	<input type="checkbox"/>	<input type="checkbox"/>
	PRE MISTING SYST. 48V KIT	33019377	1		<input type="checkbox"/>	
	RAISED INTAKE FILTER NO OHG	56507033	1	<input type="checkbox"/>		<input type="checkbox"/>
	SOFT CABIN KIT	33020002	1	<input type="checkbox"/>		<input type="checkbox"/>
	STEERING ADJUSTABLE KIT	33019174	1	<input checked="" type="checkbox"/>	<input checked="" type="checkbox"/>	<input checked="" type="checkbox"/>
	SUSPENSION SEAT KIT	56507040	1	<input type="checkbox"/>	<input type="checkbox"/>	<input type="checkbox"/>
	WHEEL SOLID NO MARKING KIT	33019172	1	<input type="checkbox"/>	<input type="checkbox"/>	<input type="checkbox"/>
	WHEELS FOAMED KIT	33022245	1	<input checked="" type="checkbox"/>		<input checked="" type="checkbox"/>
	WHEELS SOLID KIT	33023020	0	<input type="checkbox"/>	<input type="checkbox"/>	<input type="checkbox"/>
		Filter for Sweeping				
FILTER PANEL POLY HIGH FLOW		56382789	1	<input type="checkbox"/>	<input type="checkbox"/>	<input type="checkbox"/>
FILTER POCKET 12V KIT		33019176	1	<input type="checkbox"/>		<input type="checkbox"/>
FILTER POCKET 48V KIT		33019177	1		<input type="checkbox"/>	
FLTR PANEL ULTRA-WEB CELLULOSE		8-24-04139-1	1	<input checked="" type="checkbox"/>	<input checked="" type="checkbox"/>	<input checked="" type="checkbox"/>
POCKET FILTER WATER RESISTANT	56507740	1	<input type="checkbox"/>	<input type="checkbox"/>	<input type="checkbox"/>	
	Light Option					
	LIGHT FRONT 12V KIT	33019558	1	<input type="checkbox"/>		<input type="checkbox"/>
	LIGHT FRONT 48V KIT	33019560	1		<input type="checkbox"/>	
	WORKING LIGHT 12V KIT	33020298	1	<input type="checkbox"/>		<input type="checkbox"/>
	Flap and Skirt					
	HOPPER DUST FLAP KIT	33020372	1	<input type="checkbox"/>	<input type="checkbox"/>	<input type="checkbox"/>
	External Charger					
	CHARGER HF 48V 40A R320	80554841	1		<input type="checkbox"/>	
	Battery					
	BATT.48V-375AH WET 2 TRAY W/BFS	80562010	1		<input type="checkbox"/>	

Technically advanced sweeper that reduce your cleaning costs



● Standard equipment, ○ Supplementary accessories, □ Mountable equipment

Accessories		Ref. no.	Min. required	SWEeper SR 1601 D3 MAXI	SWEeper SR 1601 B MAXI	SWEeper SR 1601 LPG3 MAXI
	Side Broom					
	BROOM LEFT SIDE PPL KIT	33019173	1	●	●	●
	BROOM SIDE 260X550 MIX STEEL	33018889	1	○	○	○
	BROOM SIDE 260X550 NYLON	33018890	1	○	○	○
	BROOM SIDE 260X550 PPL 1.5	33017255	1	○	○	○
	BROOM SIDE 300X500 PPL 1.5	33021313	1	●	●	●
	Main Broom					
	BROOM MAIN 310X900 CHEVRON 6R MIX STEEL	33018854	1	○	○	○
	BROOM MAIN 310X900 CHEVRON 6R NYLON	33018852	1	○	○	○
	BROOM MAIN 310X900 CHEVRON 6R PPL 0.7	33018853	1	●	●	●
	BROOM MAIN 310X900 CHEVRON 6R PPL 1.0	33021206	1	○	○	○
	BROOM MAIN 310X900 SPIRAL 6R MIX STEEL	33018858	1	○	○	○
	BROOM MAIN 310X900 SPIRAL 6R NYLON	33018856	1	○	○	○
	BROOM MAIN 310X900 SPIRAL 6R PPL 0.7	33018857	1	○	○	○
	Guard Option					
	CANOPY KIT	33020052	1	□	□	□
	GUARD OVERHEAD KIT	33019171	1	□	□	□
	GUARD REAR BUMPER KIT	33019572	1	□	□	□
	SIDE BROOM PROTECTION KIT	33019571	1	□	□	□
	Other					
	AMBER STROBE FOR OHG	56507039	1	□	□	□
	AMBER STROBE NO OHG	56507038	1	●	●	●
	ARMREST RT SEAT KIT	33019556	1	●	●	●
	BELT SEAT KIT	33019554	1		□	□
	HOPPER PROTECTION KIT	33021392	1	□	□	□
	HOPPER TEMP SENSOR KIT	56507029	1	□	□	□
	MAT FLOOR KIT	33019570	1	□	□	□
	METAL LINER HOPPER KIT	33019573	1	□	□	□
	PLUGGED HOPPER FILTER SENSOR KIT	33020056	1	□	□	□
	PRE MISTING SYST. 12V KIT	33019175	1	●	□	●
	PRE MISTING SYST. 48V KIT	33019377	1		●	
	RAISED INTAKE FILTER NO OHG	56507033	1	□		□
	SOFT CABIN KIT	33020002	1	□		□
	STEERING ADJUSTABLE KIT	33019174	1	●	●	●
SUSPENSION SEAT KIT	56507040	1	□	□	□	




Technically advanced sweeper that reduce your cleaning costs

Accessories		Ref. no.	Min. required	SWEEPER SR 1601 D3 MAXI	SWEEPER SR 1601 B MAXI	SWEEPER SR 1601 LPG3 MAXI
	WHEEL SOLID NO MARKING KIT	33019172	1	<input type="checkbox"/>	<input type="checkbox"/>	<input type="checkbox"/>
	WHEELS FOAMED KIT	33022245	1	<input checked="" type="checkbox"/>		<input checked="" type="checkbox"/>
	WHEELS SOLID KIT	33023020	0	<input type="checkbox"/>	<input checked="" type="checkbox"/>	<input type="checkbox"/>
	Filter for Sweeping					
	FILTER PANEL POLY HIGH FLOW	56382789	1	<input type="checkbox"/>	<input type="checkbox"/>	<input type="checkbox"/>
	FILTER POCKET 12V KIT	33019176	1	<input type="checkbox"/>		<input type="checkbox"/>
	FILTER POCKET 48V KIT	33019177	1		<input type="checkbox"/>	
	FLTR PANEL ULTRA-WEB CELLULOSE	8-24-04139-1	1	<input checked="" type="checkbox"/>	<input checked="" type="checkbox"/>	<input checked="" type="checkbox"/>
	POCKET FILTER WATER RESISTANT	56507740	1	<input type="checkbox"/>	<input type="checkbox"/>	<input type="checkbox"/>
	Light Option					
	LIGHT FRONT 12V KIT	33019558	1	<input type="checkbox"/>		<input type="checkbox"/>
	LIGHT FRONT 48V KIT	33019560	1		<input type="checkbox"/>	
	WORKING LIGHT 12V KIT	33020298	1	<input type="checkbox"/>		<input type="checkbox"/>
	Flap and Skirt					
	HOPPER DUST FLAP KIT	33020372	1	<input type="checkbox"/>	<input type="checkbox"/>	<input type="checkbox"/>
	External Charger					
	CHARGER HF 48V 40A R320	80554841	1		<input type="checkbox"/>	
	Battery					
	BATT.48V-375AH WET 2 TRAY W/BFS	80562010	1		<input type="checkbox"/>	



● Standard equipment, ○ Supplementary accessories, □ Mountable equipment

Accessories		Ref. no.	Min. required	SWEEPER SR 1601 D3 HD
	Side Broom			
	BROOM LEFT SIDE PPL KIT	33019173	1	<input type="checkbox"/>
	BROOM SIDE 260X550 MIX STEEL	33018889	1	<input type="checkbox"/>
	BROOM SIDE 260X550 NYLON	33018890	1	<input type="checkbox"/>
	BROOM SIDE 260X550 PPL 1.5	33017255	1	<input type="checkbox"/>
	BROOM SIDE 300X500 PPL 1.5	33021313	1	<input checked="" type="checkbox"/>
	Main Broom			
	BROOM MAIN 310X900 CHEVRON 6R MIX STEEL	33018854	1	<input type="checkbox"/>
	BROOM MAIN 310X900 CHEVRON 6R NYLON	33018852	1	<input type="checkbox"/>
	BROOM MAIN 310X900 CHEVRON 6R PPL 0.7	33018853	1	<input type="checkbox"/>
	BROOM MAIN 310X900 CHEVRON 6R PPL 1.0	33021206	1	<input checked="" type="checkbox"/>
	BROOM MAIN 310X900 SPIRAL 6R MIX STEEL	33018858	1	<input type="checkbox"/>
	BROOM MAIN 310X900 SPIRAL 6R NYLON	33018856	1	<input type="checkbox"/>
	BROOM MAIN 310X900 SPIRAL 6R PPL 0.7	33018857	1	<input type="checkbox"/>

Technically advanced sweeper that reduce your cleaning costs

Accessories		Ref. no.	Min. required	SWEEPER SR 1601 D3 HD
	Guard Option			
	CANOPY KIT	33020052	1	<input type="checkbox"/>
	GUARD OVERHEAD KIT	33019171	1	<input type="checkbox"/>
	GUARD REAR BUMPER KIT	33019572	1	<input type="checkbox"/>
	SIDE BROOM PROTECTION KIT	33019571	1	<input type="checkbox"/>
	Other			
	AMBER STROBE FOR OHG	56507039	1	<input type="checkbox"/>
	AMBER STROBE NO OHG	56507038	1	<input checked="" type="checkbox"/>
	ARMREST RT SEAT KIT	33019556	1	<input checked="" type="checkbox"/>
	BELT SEAT KIT	33019554	1	<input type="checkbox"/>
	HOPPER PROTECTION KIT	33021392	1	<input checked="" type="checkbox"/>
	HOPPER TEMP SENSOR KIT	56507029	1	<input type="checkbox"/>
	MAT FLOOR KIT	33019570	1	<input type="checkbox"/>
	METAL LINER HOPPER KIT	33019573	1	<input type="checkbox"/>
	PLUGGED HOPPER FILTER SENSOR KIT	33020056	1	<input type="checkbox"/>
	PRE MISTING SYST. 12V KIT	33019175	1	<input type="checkbox"/>
	PRE MISTING SYST. 48V KIT	33019377	1	<input type="checkbox"/>
	RAISED INTAKE FILTER NO OHG	56507033	1	<input type="checkbox"/>
	SOFT CABIN KIT	33020002	1	<input type="checkbox"/>
	STEERING ADJUSTABLE KIT	33019174	1	<input checked="" type="checkbox"/>
	SUSPENSION SEAT KIT	56507040	1	<input type="checkbox"/>
	WHEEL SOLID NO MARKING KIT	33019172	1	<input type="checkbox"/>
	WHEELS FOAMED KIT	33022245	1	<input checked="" type="checkbox"/>
	WHEELS SOLID KIT	33023020	0	<input type="checkbox"/>
	Filter for Sweeping			
	FILTER PANEL POLY HIGH FLOW	56382789	1	<input type="checkbox"/>
	FILTER POCKET 12V KIT	33019176	1	<input type="checkbox"/>
	FILTER POCKET 48V KIT	33019177	1	<input type="checkbox"/>
	FLTR PANEL ULTRA-WEB CELLULOSE	8-24-04139-1	1	<input checked="" type="checkbox"/>
	POCKET FILTER WATER RESISTANT	56507740	1	<input type="checkbox"/>
	Light Option			
	LIGHT FRONT 12V KIT	33019558	1	<input type="checkbox"/>
	LIGHT FRONT 48V KIT	33019560	1	<input type="checkbox"/>
	WORKING LIGHT 12V KIT	33020298	1	<input type="checkbox"/>
	Flap and Skirt			
	HOPPER DUST FLAP KIT	33020372	1	<input checked="" type="checkbox"/>

Technically advanced sweeper that reduce your cleaning costs

Accessories		Ref. no.	Min. required	SWEeper SR 1601 D3 HD
	External Charger			
	CHARGER HF 48V 40A R320	80554841	1	
	Battery			
	BATT.48V-375AH WET 2 TRAY W/BFS	80562010	1	