



### Speed in congested areas

The Nilfisk-Advance SR 1000S works fast, is very compact and manoeuvrable. Comes in either a battery or petrol version for indoor or outdoor work and is durable to withstand tough working conditions. Recommended for loading bays, station platform or warehouses with narrow aisles.






The Nilfisk-Advance SR 1000S is small enough to fit into an elevator, and manoeuvrable enough to reach the tight corners.

### PRODUCT FACTS

- Theoretical productivity rate of 5.000 m<sup>2</sup> per hour
- It turns in less than 2 m
- 3 m<sup>2</sup> of panel filter, 50 l of hopper capacity with a climbing ability up to 16%, and other top performance features
- SR 1000S can also clean carpet areas, using the optional carpet kit

Model	SR 1000 S B	SR 1000 S P
Ref. no	908 4201 010	908 4205 010
Description	SWEeper BATTERY POWERED	SWEeper PETROL POWERED
<b>PRODUCT FEATURES</b>		
ELECTRIC FILTER SHAKER	■	■
HOUR METER	■	■
HOPPER WITH WHEELS AND HANDLE	■	■
FLAP LIFTING DEVICE	■	■
<b>INCL. ACCESSORIES</b>		
146 0748 000 BROOM MAIN PPL 0,7D.265	■	■
146 0678 000 BRUSH SIDE 180X347 NYLON	■	■
146 1888 000 FILTER PAPER	■	■

Technical specifications	SR 1000 S B	SR 1000 S P
MOTOR POWER SOURCE	BATTERY 24V	PETROL
MOTORBRAND	AMER	HONDA
MOTOR TYPE	1120W	3,0 HP
PRODUCTIVITY RATE THEORETICAL/ ACTUAL (M <sup>2</sup> /H)	5000/3700	5000/3700
WORKING WIDTH (MM)	600	600
WORKING WIDTH W/RIGHT SIDE BRUSH (MM)	-	-
WORKING WIDTH W/2 SIDE BRUSHES (MM)	1000	1000
MIN. TURN-AROUND AISLE WIDTH (CM)	148	148
MAX SPEED (KM/H)	5,5	5,5
HOPPER VOLUME (L)	50	50
MAX DUMPING HEIGHT (CM)	-	-
MAIN FILTER AREA (M <sup>2</sup> )	3	3
LENGTH X WIDTH X HEIGHT (CM)	126X79X116	126X79X116
WEIGHT (KG)	144	202

Accessories		Ref. no	Min. required	SR 1000 S B	SR 1000 S P
 600mm	<b>Broom cyl. 600mm</b>				
	BROOM MAIN PPL 0,7D.265	146 0748 000	1	■	■
	BROOM NAT. FIBRE D.265	146 0749 000	1	■	■
	BROOM STEEL MIX D.265	146 0750 000	1	■	■
	BROOM MAIN PPL0,7 D.245	146 0751 000	1	■	■
	BROOM MAIN D.245X600	146 0752 000	1	■	■
	BROOM MAIN D.245X600	146 0753 000	1	■	■
	<b>Side brush</b>				
	BRUSH SIDE STEEL MIX	145 4959 000	2	■	■
	BRUSH SIDE NATURAL FIBRE	145 4976 000	2	■	■
	BRUSH SIDE 180X347 NYLON	146 0678 000	2	■	■
	<b>Filters</b>				
	FILTER PAPER SR1000	146 1888 000	1	■	■
	FILTER POLYESTER	146 1988 000	1	■	■
	FILTER POLYESTER ANTIST SR1000S	146 1989 000	1	■	■
	<b>Assembly</b>				
	VACUUM CLEANER KIT F/SR1000S	146 2048 000	1	■	■
	CARPET KIT SR 1000S	146 2102 000	1	■	■
	<b>Others</b>				
	BALL BEARING	145 4691 000	1	■	■
	LIGHT, WORKING KIT SR1000S	146 2050 000	1	■	■
	BEACON FLASH ON SUPPORT KIT SR1000S	146 2051 000	1	■	■
	ALARM BACK UP KIT SR1000S	146 2063 000	1	■	■
	MOTOR, FILTER SHAKER CPL. SR1000S	146 2130 000	1	■	■