



Threephase I-Vac with side channel blower. Specific versions for B&C

T40W is a mobile wet&dry I-Vac. Available with 100 or 50L capacity bin, gravity unload system (GU), "M" Class primary filter or Hepa filtration, cyclone plate already assembled as well. T40WP and T40W IC are ideal to collect very fine and large quantity of dust with automatic filter cleaning system

Thanks to its high performances, mod. T40W is the ideal industrial 3ph vac for the general cleaning in all kind of industry especially when large quantity of dust have to be collected. It can run for many hours without requiring maintenance thanks to its very silent and reliable double stage side channel blower. The lower position of the blower gives it a great stability even when moving on rough floors. An handle runs all around the machine allowing to pull/push it from a working place to another one. A "L" class filter is fitted on mod. T40W as standard but an "M" filter version is available as well when fine dust have to be removed. Furthermore the manual filter shaker guarantees a perfect efficiency of the filtration. HEPA filtration is available, thus maintaining the atmosphere of the workplace as healthy as possible. An accessory box, a cable and hose/tube holders make mod. T40W very ergonomic and simplifies the daily work of the operator. From its protected position, the manometer shows to the operator when the filtration efficiency decreases, inviting him to shake the filter. The ON/OFF switch is placed on the rear of the chassis inside the carter in order to protect it against shock. Connected to floor treatment machine as grinder, scarifier, or shot blasting machines Mod. T40WP is the ideal I-vac for the Building&Construction when it has to be recovered very fine dust. Its 3 "M" Class cartridges guarantee a perfect filtration thanks to the automatic & alternate cleaning system made by means of a compressor on board. T40WP can be equipped with Gravity Unload system (GU) and Upstream HEPA filter (AU) as well. Not only for B&C T40W IC represents a new possibility when large quantity of dust must be collected. High performance is always guaranteed thanks to an innovative and automatic filter cleaning system. No double or extra power source is needed, 5 conical cartridges are cleaned automatically by the differential pressure between the sucked and exhaust air.

PRODUCT FACTS

- Silent and reliable 4Kw side channel blower, parallel for an high air flow
- L100 or L50 bins
- Container release system for an easy emptying
- Gravity unload (GU) with plastic bag or Longopac
- L & M Class filters
- HEPA H14 Upstream filter
- Accessory box & cable/hose holders
- Container with castors & handle
- Manual Filter shaker
- Manometer
- Plug with phase inverter
- Compressor on board and "M" class cartridges on mod. T40WP
- 5 "M" class PTFE cartridges and no extra power source on mod. T40W IC

Model	T40W	T40W	T40W	T40W	T40W
Ref. no	4030500074	4030500077	4030500079	4030500080	4030500092
Description	T40W L100	T40W L50	T40W L100 5PP	T40W L50 5PP	T40W L100 AU
PRODUCT FEATURES					
5 PIN PLUG			■		
PLUG WITH PHASE INVERTER	■	■	■	■	■
HEPA UPSTREAM FILTRATION					■
MANUAL FILTER SHAKER	■	■	■	■	■
L CLASS FILTER	■	■	■	■	■
M CLASS FILTER					
INFINICLEAN					
RELIEF VALVE					
GRATE AND VALVE					
100 L. BIN	■	■			■
50 L. BIN		■		■	
ACCESSORY CONTAINER	■	■	■	■	■
RELEASE CONTAINER SYSTEM	■	■	■	■	■
CHASSIS ON WHEELS WITH BRAKES	■	■	■	■	■
SWITCH MOTOR PROTECTOR	■	■	■	■	■
VACUUM METER	■	■	■	■	■
THREE PHASE SIDE CHANEL BLOWER	■	■	■	■	■
HOSE AND CABLE HOLDER	■	■	■	■	■
CYCLONE PLATE					




Technical specifications	T40W L100	T40W L50	T40W L100 5PP	T40W L50 5PP	T40W L100 AU
VOLTAGE (V)	400	400	400	400	400
FREQUENCY (HZ)	50	50	50	50	50
PROTECTION CLASS (ELECTRICAL)	I	I	I	I	I
IP PROTECTION CLASS	55	55	55	55	55
INSULATION CLASS	F	F	F	F	F
RATED POWER (KW)	4	4	4	4	4
AIRFLOW (M ³ /H)	516	516	516	516	516
VACUUM (MBAR/KPA)	300	300	300	300	300
SOUND PRESSURE LEVEL AT 1.5 M (DB(A)ISO 3744)	72	72	72	72	72
CONTAINER CAPACITY (L)	100	50	100	50	100
MAIN FILTER TYPE	Polyester Star Filter	Polyester Star Filter	Polyester Star Filter	Polyester Star Filter	Polyester Star Filter
MAIN FILTER AREA (CM ²)	19500	19500	19500	19500	19500
UPSTREAM HEPA FILTER H14 (CM ²)					35000
INLET (MM)	70	70	70	70	70
LENGTH X WIDTH X HEIGHT (MM)	1130x600x1530	1130x600x1240	1130x600x1530	1130x600x1240	1130x600x1530
WEIGHT (KG)	139	136	139	136	142
GRAVITY UNLOAD WITH PLASTIC BAG					



Model	T40W	T40W	T40W	T40W	T40W
Ref. no	4030500093	4030500095	4030500096	4030500101	4030500102
Description	T40W L50 AU	T40W L100 GV CC	T40W L100 FM	T40W L100 CC 5PP	T40W L50 CC 5PP
PRODUCT FEATURES					
5 PIN PLUG				■	■
PLUG WITH PHASE INVERTER	■	■	■	■	■
HEPA UPSTREAM FILTRATION	■				
MANUAL FILTER SHAKER	■	■	■	■	■
L CLASS FILTER	■	■		■	■
M CLASS FILTER			■		
INFINICLEAN					
RELIEF VALVE					
GRATE AND VALVE		■			
100 L. BIN		■	■	■	
50 L. BIN	■				■
ACCESSORY CONTAINER	■	■	■	■	■
RELEASE CONTAINER SYSTEM	■	■	■	■	■
CHASSIS ON WHEELS WITH BRAKES	■	■	■	■	■
SWITCH MOTOR PROTECTOR	■	■	■	■	■
VACUUM METER	■	■	■	■	■
THREE PHASE SIDE CHANEL BLOWER	■	■	■	■	■
HOSE AND CABLE HOLDER	■	■	■	■	■
CYCLONE PLATE		■		■	■



Technical specifications	T40W L50 AU	T40W L100 GV CC	T40W L100 FM	T40W L100 CC 5PP	T40W L50 CC 5PP
VOLTAGE (V)	400	400	400	400	400
FREQUENCY (HZ)	50	50	50	50	50
PROTECTION CLASS (ELECTRICAL)	I	I	I	I	I
IP PROTECTION CLASS	55	55	55	55	55
INSULATION CLASS	F	F	F	F	F
RATED POWER (KW)	4	4	4	4	4
AIRFLOW (M ³ /H)	516	516	516	516	516
VACUUM (MBAR/KPA)	300	300	300	300	300
SOUND PRESSURE LEVEL AT 1.5 M (DB(A)ISO 3744)	72	72	72	72	72
CONTAINER CAPACITY (L)	50	100	100	100	50
MAIN FILTER TYPE	Polyester Star Filter	Polyester Star Filter	Polyester Star Filter	Polyester Star Filter	Polyester Star Filter
MAIN FILTER AREA (CM ²)	19500	19500	19500	19500	19500
UPSTREAM HEPA FILTER H14 (CM ²)	35000				
INLET (MM)	70	70	70	70	70
LENGTH X WIDTH X HEIGHT (MM)	1130x600x1240	1130x600x1530	1130x600x1530	1130x600x1530	1130x600x1240
WEIGHT (KG)	139	144	139	141	136
GRAVITY UNLOAD WITH PLASTIC BAG					



Model	T40W	T40W	T40W InfiniClean	T40W InfiniClean
Ref. no	4030500103	4030500114	4030500190	4030500191
Description	T40W L100 FM 5PP	T40W L100 V220 H50	T40W L100 IC	T40W L100 IC 5PP
PRODUCT FEATURES				
5 PIN PLUG	■			■
PLUG WITH PHASE INVERTER	■	■	■	■
HEPA UPSTREAM FILTRATION				
MANUAL FILTER SHAKER	■	■		
L CLASS FILTER		■		
M CLASS FILTER	■		■	■
INFINICLEAN			■	■
RELIEF VALVE			■	■
GRATE AND VALVE				
100 L. BIN	■	■	■	■
50 L. BIN				
ACCESSORY CONTAINER	■	■	■	■
RELEASE CONTAINER SYSTEM	■	■	■	■
CHASSIS ON WHEELS WITH BRAKES	■	■	■	■
SWITCH MOTOR PROTECTOR	■	■	■	■
VACUUM METER	■	■	■	■
THREE PHASE SIDE CHANEL BLOWER	■	■	■	■
HOSE AND CABLE HOLDER	■	■	■	■
CYCLONE PLATE				


Technical specifications	T40W L100 FM 5PP	T40W L100 V220 H50	T40W L100 IC	T40W L100 IC 5PP
VOLTAGE (V)	400	220	400	400
FREQUENCY (HZ)	50	50	50	50
PROTECTION CLASS (ELECTRICAL)	I	I	I	I
IP PROTECTION CLASS	55	55	55	55
INSULATION CLASS	F	F	F	F
RATED POWER (KW)	4	4	4	4
AIRFLOW (M ³ /H)	516	516	516	516
VACUUM (MBAR/KPA)	300	300	300	300
SOUND PRESSURE LEVEL AT 1.5 M (DB(A)ISO 3744)	72	72	70	70
CONTAINER CAPACITY (L)	100	100	100	100
MAIN FILTER TYPE	Polyester Star Filter	Polyester Star Filter	Polyester with PTFE membrane cartridge	Polyester with PTFE membrane cartridge
MAIN FILTER AREA (CM ²)	19500	19500	25000	25000
UPSTREAM HEPA FILTER H14 (CM ²)			-	-
INLET (MM)	70	70	70	70
LENGTH X WIDTH X HEIGHT (MM)	1130x600x1530	1130x600x1530	1130x600x1530	1130x600x1530
WEIGHT (KG)	139	139	160	160
GRAVITY UNLOAD WITH PLASTIC BAG			-	-


Accessories	Ref. no	Min. required	T40W	T40W InfiniClean	
	Nozzle				
	FLAT LANCE D40 INOX	40000213	1	■	
	CONIC TUBE D40 ANTISTATIC COMPONENT ATEX	40000214	1	■	
	MOBILE SUCKER D40 MM400 INOX COMPLETE	40000216	1	■	
	FLAT LANCE D50 INOX	40000220	1	■	
	CONIC TUBE D50 ANTISTATIC COMPONENT ATEX	40000221	1	■	
	MOBILE SUCKER D50 MM400 INOX COMPLETE	40000223	1	■	
	SUCKER RUBBER MM120 GREY	Z7 21030	1	■	■
	SUCKER mm120ANTISTAT.RUBBER COMPONENT	Z7 21080	1	■	
	SUCKER D40 MM400 ALUMINIUM	Z7 22031	1	■	
	SUCKER D50 MM400 ALUMINIUM	Z7 22032	1	■	■
	SCRAPING SUCKER D40 FE	Z7 22033	1	■	
	SCRAPING SUCKER D50 FE	Z7 22034	1	■	■
	SCRAPING SUCKER D70 MM 200	Z7 22090	1	■	
	SUCKER x FURNACES D40 MM400 FE COMPLETE	Z7 22272	1	■	
	SUCKER x FURNACES D50 MM400 FE COMPLETE	Z7 22273	1	■	
MOBILE SUCKER RUBBER 500 SIL SILICONE	Z8 20255	1	■	■	
	Vac Nozzle Wet				
	LIQUIDS SUCKER D50 MM400 FE COMPLETE	Z7 22027	1	■	
	LIQUIDS SUCKER D40 MM400 FE COMPLETE	Z7 22028	1	■	
	MOBILE SUCKER D70 MM500 FE COMPLETE	Z7 22092	1	■	■
	LIQ.SUCKER D50 MM500 FE COMPLETE	Z7 22167	1	■	
LIQ.SUCKER D40 MM500 FE COMPLETE	Z7 22168	1	■		
	Vac Nozzle Dry				
	MOBILE SUCKER D50 MM400 FE COMPLETE	Z7 22029	1	■	■
	MOBILE SUCKER D40 MM400 FE COMPLETE	Z7 22030	1	■	
	MOB.SUCKER STRIP D50 MM400 FE COMPLETE	Z7 22137	1	■	■
	MOB.SUCKER STRIP D40 MM400 FE COMPLETE	Z7 22138	1	■	
	MOB.SUCKER D50 MM500 FE COMPLETE	Z7 22147	1	■	■
	MOB.SUCKER STRIP D50 MM500 FE COMPLETE	Z7 22148	1	■	■
MOB.SUCKER STRIP D70 MM500 FE COMPLETE	Z7 22149	1	■	■	


Accessories	Ref. no	Min. required	T40W	T40W InfiniClean
	Vac Nozzle Dry			
	MOBILE SUCKER D40 MM300 FE COMPLETE	Z7 22171	1	■
	MOBILE SUCKER D50 MM300 FE COMPLETE	Z7 22172	1	■
	MOB.SUCKER STRIP D40 MM300 FE COMPLETE	Z7 22174	1	■
	MOB.SUCKER STRIP D50 MM300 FE COMPLETE	Z7 22175	1	■
	Round brush nozzle			
	BRUSH D50 MM220 90 COMPLETE	Z7 22038	1	■
	BRUSH D50 MM300 90 COMPLETE	Z7 22039	1	■
	BRUSH D50 MM400 90 COMPLETE	Z7 22040	1	■
	BRUSH D50 MM500 90 COMPLETE	Z7 22041	1	■
	BRUSH D40 MM220 90 COMPLETE	Z7 22042	1	■
	BRUSH D40 MM300 90 COMPLETE	Z7 22043	1	■
	BRUSH D40 MM400 90 COMPLETE	Z7 22044	1	■
	PAINTBRUSH D40/80 BRISTLES COMPLETE	Z7 22045	1	■
	PAINTBRUSH D40/100 STEEL COMPLETE	Z7 22046	1	■
	PAINTBRUSH D50/100 BRISTLES COMPLETE	Z7 22047	1	■
	PAINTBRUSH D50/100 STEEL COMPLETE	Z7 22048	1	■
	PAINTBRUSH D70 BRISTLES COMPLETE	Z7 22067	1	■
	BRUSH D70 MM300 90	Z7 22077	1	■
	BRUSH D70 MM500 90 COMPLETE	Z7 22093	1	■
	ROUND BRUSH D50/100 FE COMPLETE	Z7 22131	1	■
	ROUND BRUSH D40/100 FE COMPLETE	Z7 22132	1	■
	ROUND BRUSH D50/200 FE COMPLETE	Z7 22133	1	■
	ROUND BRUSH D40/200 FE COMPLETE	Z7 22134	1	■
	BRUSH D40 MM220 30 COMPLETE	Z7 22193	1	■
BRUSH D40 MM300 30 COMPLETE	Z7 22194	1	■	
BRUSH D40 MM400 30 COMPLETE	Z7 22195	1	■	
BRUSH D50 MM220 30 COMPLETE	Z7 22196	1	■	


Accessories	Ref. no	Min. required	T40W	T40W InfiniClean	
	Round brush nozzle				
	BRUSH D50 MM300 30 COMPLETE	Z7 22197	1	■	
	BRUSH D50 MM400 30 COMPLETE	Z7 22198	1	■	
	BRUSH D50 MM500 30 COMPLETE	Z7 22199	1	■	
	BRUSH SPARE PART NYLON D.80	Z8 23005	1	■	■
	BRUSH SPARE PART NYLON D.100	Z8 23006	1	■	■
	BRUSH SPARE PART STEEL D100	Z8 23008	1	■	■
	BRUSH D50 220 MM BRISTLES	Z8 23009	1	■	
	BRUSH D50 300 MM BRISTLES	Z8 23010	1	■	
	BRUSH D50 400 MM BRISTLES	Z8 23011	1	■	
	BRUSH D50 500 MM BRISTLES	Z8 23012	1	■	
	ROT.BRUSHD100	Z8 24042	1	■	
	ROT.BRUSHD200	Z8 24043	1	■	
	Cone nozzle				
	CONIC TUBE D70 RUBBER	Z7 21009	1	■	■
	CONIC TUBE D50 RUBBER	Z7 21010	1	■	■
	CONIC TUBE D40 RUBBER	Z7 21011	1	■	
	CONIC TUBE D40 SYLICONE	Z7 21086	1	■	
	CONIC END D50/20 COMPLETE	Z7 22141	1	■	
CONIC END D40/50/20 COMPLETE	Z7 22142	1	■		


Accessories	Ref. no	Min. required	T40W	T40W InfiniClean
	Crevice nozzle			
FLAT LANCE D50 ZINC PLT.	Z7 21026	1	■	■
FLAT LANCE D40 ZINC PLT.	Z7 21027	1	■	
FLAT LANCE D70 ZINC PLT.	Z7 21028	1	■	■
FLAT LANCE D50 FE WITH INTERN.RIM	Z7 21074	1	■	■
FLAT LANCE FITTING D.50 FE	Z7 21075	1	■	■
FLAT LANCE D50/40 ZINC PLT.	Z7 22021	1	■	
FLAT LANCE D40/30x500 FE	Z7 22022	1	■	
FLAT LANCE DIAL D50 FE COMPLETE DIAL	Z7 22023	1	■	■
FLAT LANCE DIAL D40 FE COMPLETE DIAL	Z7 22024	1	■	
FLAT LANCE DIAL D40 FE COMP.DIAL NYLON	Z7 22088	1	■	
FLAT LANCE DIAL D50 FE COMP.DIAL NYLON	Z7 22089	1	■	■
LANCE D70 ALUMINIUM+HANDLES COMPLETE	Z7 22169	1	■	■
FLAT LANCE D70 MM1000 PVC	Z7 24012	1	■	
FLAT LANCE D50 MM500 PVC	Z7 24013	1	■	
FLAT LANCE D40 MM500 PVC	Z7 24014	1	■	
	Tube			
HANDGRIP D40 INOX COMPLETE	40000215	1	■	
HANDGRIP D50 INOX COMPLETE	40000222	1	■	


Accessories		Ref. no	Min. required	T40W	T40W InfiniClean
	Coupling				
	SLEEVE	22344200	1	■	
	SLEEVE D40ANTISTAT.RUBBER COMPONENT ATEX	40000212	1	■	


Accessories		Ref. no	Min. required	T40W	T40W InfiniClean
	Coupling				
	SLEEVE D50ANTISTAT.RUBBER COMPONENT ATEX	40000219	1	■	■
	REDUCTION 50/40 PIN M	4072200387	1	■	


Accessories	Ref. no	Min. required	T40W	T40W InfiniClean
	Coupling			
	HOSE FITTING D50 PIN M	4072200388	1	■
	SLEEVE D40 RUBBER	Z7 20001	1	■

Accessories	Ref. no	Min. required	T40W	T40W InfiniClean
	Coupling			
	SLEEVE D50 RUBBER	Z7 20002	1	■
	SLEEVE D70 RUBBER	Z7 20003	1	■


Accessories		Ref. no	Min. required	T40W	T40W InfiniClean
	Coupling				
	SLEEVE D70ANTISTAT.RUBBER COMPONENT ATEX	Z7 20310	1	■	
	50MM ANTI STATIC CUFF	Z7 20325	1	■	■


Accessories		Ref. no	Min. required	T40W	T40W InfiniClean
	Coupling				
	CONNECTION JOINT D70 FE	Z7 21000	1	■	■
	CONNECTION TUBE D70 STEEL	Z7 21001	1	■	■


Accessories	Ref. no	Min. required	T40W	T40W InfiniClean
	Coupling			
	CONNECTION JOINT D50 FE	Z7 21002	1	■
	CONNECTION TUBE D50 FE	Z7 21003	1	■


Accessories	Ref. no	Min. required	T40W	T40W InfiniClean
	Coupling			
	CONNECTION JOINT D40 FE	Z7 21004	1	■
	CONNECTION TUBE D40 FE	Z7 21005	1	■


Accessories	Ref. no	Min. required	T40W	T40W InfiniClean
	Coupling			
	BENT CONNECTION D50 FE	Z7 21012	1	■
	BENT CONNECTION D40 FE	Z7 21013	1	■


Accessories		Ref. no	Min. required	T40W	T40W InfiniClean
	Coupling				
	BENT CONNECTION D70 FE	Z7 21032	1	■	■
	BENT CONNECTION D40 INOX	Z7 21033	1	■	


Accessories	Ref. no	Min. required	T40W	T40W InfiniClean
	Coupling			
	BENT CONNECTION D50 INOX	Z7 21034	1	■
	REDUCER D70/50 FE	Z7 22001	1	■


Accessories	Ref. no	Min. required	T40W	T40W InfiniClean
	Coupling			
	REDUCER D70/40 FE	Z7 22002	1	■
	BENT CONNECTION D50/40 Z.PLT.	Z7 22015	1	■

Accessories	Ref. no	Min. required	T40W	T40W InfiniClean
	Coupling			
	20E+REG.D50/50/50 FE COMPLETE	Z7 22056	1	■
	WYE+REG.D50/40/40 FE COMPLETE	Z7 22057	1	■


Accessories		Ref. no	Min. required	T40W	T40W InfiniClean
	Coupling				
	CONNECTION TUBE+REGULATION D50 COMPLETE	Z7 22058	1	■	■
	WYE D50/50/50 ZINC PLT.	Z7 22059	1	■	

Accessories	Ref. no	Min. required	T40W	T40W InfiniClean
	Coupling			
	WYE D50/40/40 ZINC PLT.	Z7 22060	1	■
	WYE D40/40/40 ZINC PLT.	Z7 22061	1	■


Accessories	Ref. no	Min. required	T40W	T40W InfiniClean
	Coupling			
	WYE D70/50/50 ZINC PLT.	Z7 22064	1	■
	WYE+REG.D70/50/50 FE COMPLETE	Z7 22065	1	■


Accessories	Ref. no	Min. required	T40W	T40W InfiniClean
	Coupling			
	WYE D70/70/70	Z7 22110	1	■
	WYE D70/40/40 FE	Z7 22111	1	■

Accessories		Ref. no	Min. required	T40W	T40W InfiniClean
	Coupling				
	REDUCER+REGULATION D50/40FE COMPLETE	Z7 22112	1	■	
	CONNECTION TUBE REGULAT. D70 COMPLETE	Z7 22113	1	■	■


Accessories	Ref. no	Min. required	T40W	T40W InfiniClean
	Coupling			
	WYE REG. D40/40/40 COMPLETE	Z7 22114	1	■
	WYE D50/50/50 INOX	Z7 22146	1	■


Accessories		Ref. no	Min. required	T40W	T40W InfiniClean
	Coupling				
	BENT CONNECTION D50/70 FE	Z7 22153	1	■	
	REDUCER REGULATION D.70/40 COMPLETE	Z7 22164	1	■	


Accessories	Ref. no	Min. required	T40W	T40W InfiniClean
	Coupling			
	QUICK COUPLING D40 FE COMPLETE	Z7 22186	1	■
	QUICK COUPLING D50 FE COMPLETE	Z7 22187	1	■


Accessories		Ref. no	Min. required	T40W	T40W InfiniClean
	Coupling				
	QUICK COUPLING D70 FE COMPLETE	Z7 22188	1	■	■
	CONNECTION TUBE REG. D50 INOX COMPLETE	Z7 22221	1	■	


Accessories		Ref. no	Min. required	T40W	T40W InfiniClean
	Coupling				
	CONNECTION TUBE REG. D70 INOX COMPLETE	Z7 22222	1	■	
	REDUCER D50/40 INOX	Z7 22223	1	■	


Accessories	Ref. no	Min. required	T40W	T40W InfiniClean
	Coupling			
	REDUCER D70/40 INOX	Z7 22224	1	■
	REDUCER D70/50 INOX	Z7 22225	1	■


Accessories		Ref. no	Min. required	T40W	T40W InfiniClean
	Coupling				
	CONNECTION TUBE D40 INOX	Z7 22229	1	■	
	CONNECTION TUBE D50 INOX	Z7 22230	1	■	


Accessories		Ref. no	Min. required	T40W	T40W InfiniClean
	Coupling				
	CONNECTION TUBE D70 INOX	Z7 22231	1	■	
	REG.REDUCER D50/40 INOX COMPLETE	Z7 22234	1	■	


Accessories	Ref. no	Min. required	T40W	T40W InfiniClean
	Coupling			
	G.REDUCER D70/40 INOX COMPLETE	Z7 22235	1	■
	REG.REDUCER D70/50 INOX COMPLETE	Z7 22236	1	■


Accessories	Ref. no	Min. required	T40W	T40W InfiniClean
	Coupling			
	CONNECTION JOINT D40 INOX	Z7 22240	1	■
	CONNECTION JOINT D50 INOX	Z7 22241	1	■


Accessories	Ref. no	Min. required	T40W	T40W InfiniClean
	Coupling			
	CONNECTION JOINT D70 INOX	Z7 22242	1	■
	WYE REG.70/50/50 INOX COMPLETE	Z7 22249	1	■


Accessories	Ref. no	Min. required	T40W	T40W InfiniClean
	Coupling			
	WYE REG.50/50/50 INOX COMPLETE	Z7 22250	1	■
	WYE D70/32/32 FE	Z7 22252	1	■


Accessories	Ref. no	Min. required	T40W	T40W InfiniClean
	Coupling			
	WYE D40/32/32 FE	Z7 22253	1	■
	WYE D50/32/32 FE	Z7 22254	1	■






Accessories	Ref. no	Min. required	T40W	T40W InfiniClean
	Coupling			
	WYE D50/40/40 INOX	Z7 22261	1	■
	WYE D70/40/40 INOX	Z7 22262	1	■

Accessories	Ref. no	Min. required	T40W	T40W InfiniClean
	Coupling			
	WYE D70/50/50 INOX	Z7 22263	1	■
	REDUCER IRON D50/32	Z7 22313	1	■

Accessories	Ref. no	Min. required	T40W	T40W InfiniClean
	Coupling			
	REDUCER D50/32 INOX	Z7 22346	1	■
	REDUCER D40/32 INOX	Z7 22347	1	■



Accessories		Ref. no	Min. required	T40W	T40W InfiniClean
	Coupling				
	BAYO ADAPTER 50-40 COMP.	Z7 22381	1	■	
	BAYO ADAPTER 50-50 COMP.	Z7 22382	1	■	



Accessories	Ref. no	Min. required	T40W	T40W InfiniClean
	Coupling			
	SLEEVE D40 PVC	Z7 23022	1	■
	SLEEVE D50 PVC	Z7 23023	1	■


Accessories		Ref. no	Min. required	T40W	T40W InfiniClean
	Hose Vacuum cleaners				
	FLEX HOSE D50MT5+SLEEVES	Z7 22361	1	■	
	POL HOSE D40 MT5+SLEEVES	Z7 22365	1	■	
	POL HOSE D50 MT5+SLEEVES	Z7 22366	1	■	■
	TUBE D70 RUBBER MT.3	Z7 24001	1	■	
	HOSE ANT. ANTIOIL MT3 D50	Z7 24003	1	■	■
	TUBE D40 RUBBER MT.3	Z7 24005	1	■	
	TUBE D50 AIR IN METERS	Z7 24025	1	■	■
	TUBE D40 ATOXIC ANTISTATIC IN METERS	Z7 24028	1	■	
	TUBE D50 ATOXIC ANTISTATIC IN METERS	Z7 24029	1	■	
	TUBE D70 ATOXIC ANTISTATIC IN METERS	Z7 24030	1	■	
	TUBE D40 FLEX. STEEL IN METERS	Z7 24031	1	■	
	TUBE D50 FLEX. STEEL IN METERS	Z7 24032	1	■	
	TUBE D70 FLEX. STEEL IN METERS	Z7 24033	1	■	
	TUBE POLYURETHAN D40 IN METERS	Z7 24110	1	■	
	ANT.ANTIOIL HOSE D40 5MT	Z7 24178	1	■	
	ANT.ANTIOIL HOSE D50 MT5	Z7 24179	1	■	■
	ANT.ANTIOIL HOSE D70 5MT	Z7 24180	1	■	
	SYLICONE HOSE D40 /METER	Z7 24189	1	■	
	Bag				
	MINI PACKAGE 4x20 MT 55 MICRON LONGOPAC	4084000956	1	■	■
	SAFE BAG D.460 STD	4084001014	1	■	
	PACKAGE OF 5 BAGS D460 LDPE	4084001017	1	■	■
	5PCS PAPER BAGS GS82	81584000	1	■	
	BAG POLYETHYLENE LDPE 3306	Z8 40099	1		■
	BAG POLYETHYLENE LDPE 460/560	Z8 40100	1	■	
	Filters				
	ABSOLUTE FILTER KIT T22-T40 T40W-VHC200	4056000523	1	■	
	UPSTREAM ABSOLUTE FILTER KIT M.T40WP	4056000548	1		■
	ABSOLUTE FILTER 415X100 S2S-S3	4081700935	1		■
CARTRIDGE D120X300 CONIC PTFE CONDUCTIVE	4081701020	1		■	
	Adapters				
	ADAPTER 50-40	Z7 22356	1	■	
ADAPTER 50-50	Z7 22357	1	■		
	Assembly				
	GRID AND VALVE D460 FE COMPLETE	Z5 60034	1	■	
	REMOVABLE CYCLONE D460 FE COMPLETE BIG	Z5 60109	1	■	
KIT DEPRESSOR D460 FE D19 WITH TUBE D.19	Z5 60343	1	■	■	

Accessories	Ref. no	Min. required	T40W	T40W InfiniClean
ACCESSORY KIT	Accessory kit			
BRACKET FOR CONTAINER LIFT MODELS	4056000394	1	■	
KIT LIQUID STOP T40	4056000525	1	■	
ANTIOIL KIT OF ACC D40 MACH+FLOOR	4072400194	1	■	
ANTIOIL KIT OF ACC D50 MACH+FLOOR	4072400195	1	■	
KIT INLET X PAPER BAG D.70 COMP.WITH	Z5 60351	1	■	
KIT ACC.D.40 GENERAL CLEANING	Z7 24145	1	■	
KIT ACC.D.50 GENERAL CLEANING	Z7 24146	1	■	■
KIT AC.D50 INDUSTRIAL CLEANING	Z7 24151	1		■
KIT AC.D50 EQUIPMENTS CLEANING	Z7 24156	1		■
15ATEX ACCESSORIES KIT	Z7 24175	1	■	
SET OF ACC D50 MACHINES.FLOOR ATEX	Z7 24182	1	■	
SET OF ACC ATEX D50 FLOOR	Z7 24183	1	■	
SET OF ACC ATEX D50 MACHINES	Z7 24184	1	■	
SET OF ACC ATEX D40 MACHINES FLOOR	Z7 24185	1	■	
SET OF ACC ATEX D40 FLOOR	Z7 24186	1	■	
SET OF ACC D40 MACHINES	Z7 24187	1	■	
KIT FOR OVEN CLEANING D50	Z7 24192	1	■	
KIT FOR OVEN CLEANING D40	Z7 24193	1	■	

Accessories	Ref. no	Min. required	T40W	T40W InfiniClean
+	Others			
	TRIM BASKET KIT D460 L100	40000915	1	■
	DISCHARGE KIT MS2-S3-T30S	4056000468	1	■
	KIT MECANICAL FLOAT S3B SS	4056000519	1	■
	EMPTYING BELT D460 COMPLETE	Z5 36073	1	■
	BRACKET EMPTYING BELT D460 COMPLETE	Z5 36074	1	■
	HARMONIC SPRINGPIN LINK	Z7 20328	1	■
	FUNNEL FM D50 TO D80 FE	Z7 21014	1	■
	FUNNEL FM D40 TO D80 FE	Z7 21019	1	■
	PIG SUPPORT X RUBBER TUBE D50	Z7 22095	1	■
	PIG SUPPORT X RUBBER TUBE D40	Z7 22096	1	■
	PIG SUPPORT TUBE D50	Z7 22099	1	■
	PIG SUPPORT TUBE D40	Z7 22101	1	■
	CAP FOR DRUMS D560 FE COMPLETE	Z7 22159	1	■
	AUTOBUS SUCKER D50 200 AL. COMPLETE	Z7 22170	1	■
	TRIFURC.REG.D50/50/50/50 FE COMPLETE	Z7 22179	1	■
	ACCESSORY FOR DRUMS ZINC.PLT.	Z7 22180	1	■
	CAP W.SMALL CYCLONE 560 FE COMPLETE	Z7 22181	1	■
	CAP W.SMALL CYCLONE 460 FE COMPLETE	Z7 22185	1	■
	TRIFURCATION D70/50/50/50 FE	Z7 22259	1	■
	TRIFURCATION D50/40/40/40 FE	Z7 22260	1	■
	SCRAPING SUCKER D40 INOX	Z7 22277	1	■
	SCRAPING SUCKER D50 INOX	Z7 22278	1	■
	WYE D70/70/70 INOX	Z7 22282	1	■
	LIQ.SUCKER D50 MM400 INOX COMPLETE	Z7 22294	1	■
	LIQUIDS SUCKER D40 MM400 INOX COMPLETE	Z7 22296	1	■
	PIGS D50 A D80	Z7 24009	1	■
	SPACER FOR BASKET L60	Z8 12284	1	■
	SPACER FOR BASKET L100	Z8 12285	1	■
	MOBILE SUCKER RUBBER 500MM	Z8 20087	1	■

Accessories		Ref. no	Min. required	T40W	T40W InfiniClean
	Others				
	FIXED WHEEL D.40 PVC GREY MOBILE SUCKER	Z8 20123	1	■	
	TRIFURCATION D50 +REGULATION	Z8 20234	1	■	
	PACK OF 10 RUBBERS 400 20086	Z8 20295	1	■	■
	PACK OF 10 RUBBERS 500 20087	Z8 20296	1	■	■
	10CK10 RUBBERS FIX.S.mm600-700	Z8 20297	1	■	
	PACK 10 STRIP MOBILE S. mm.400	Z8 23040	1	■	■
	PACK 10 STRIP MOBILE S. mm.500	Z8 23041	1	■	■
	CONICAL END	Z8 24046	1	■	
	BASKET FOR CONTAINER COMP.	Z8 30216	1	■	
	BAG TIGHT. BASKET D460	Z8 33329	1	■	■
	TIE D40-60	Z8 40040	1	■	■
	NUT 3/4 ZINC.PLATED x VALVE	Z8 40187	1	■	
	CARTRIDGE D200X400 DONALDSON	ZS08BL33008	1		■
	Options				
	SEPARATOR D360 L50 D50 FE COMPLETE	Z7 22104	1	■	■
	SEPARATOR D460 L100 D50 FE COMPLETE	Z7 22105	1	■	■
	100LT PRE-SEPARATOR FOR HOT SUBSTANCES	ZS07IC22004	1	■	

Accessories	Ref. no	Min. required	T40W	T40W InfiniClean
Hose and connections				
	TUBE D40 AIR MT.3 + SLEEVES COMP.WITH	Z7 22049	1	■
	TUBE D50 AIR MT3 + SLEEVES	Z7 22062	1	■
	TUBE D70 AIR MT3 + SLEEVES	Z7 22063	1	■
	TUBE D40 FLEX MT.3+SLEEVES	Z7 22150	1	■
	TUBE D50 FLEX MT.3+SLEEVES	Z7 22151	1	■
	HOSED40 POLYURETHAN MT3+SLEEVE	Z7 22297	1	■
	TUBE D50 POLYURETHAN MT3+SLEEV	Z7 22298	1	■
	TUBE D70 POLYURETHAN MT3+SLEEV	Z7 22299	1	■
	FLEX HOSE D40MT5+SLEEVES	Z7 22360	1	■
	AIR HOSE D40MT5+SLEEVES	Z7 22362	1	■
	AIR HOSE D50MT5+SLEEVES	Z7 22363	1	■
	AIR HOSE D70MT5+SLEEVES	Z7 22364	1	■
	POL HOSE D70 MT5+SLEEVES	Z7 22367	1	■
	ANT.POL BLACK HOSE D40 MT3+SLEEVES	Z7 22368	1	■
	ANT.POL BLACK HOSE D50 MT3+SLEEVES	Z7 22369	1	■
	ANT.POL BLACK HOSE D70 MT3+SLEEVES	Z7 22370	1	■
	ANT.POL BLACK HOSE D40 MT5+SLEEVES	Z7 22371	1	■
	ANT.POL BLACK HOSE D50 MT5+SLEEVES	Z7 22372	1	■
	ANT.POL BLACK HOSE D70 MT5+SLEEVES	Z7 22373	1	■
	EVAFLEX HOSE D50 MT3+SLEEVES ANT	Z7 22375	1	■
EVAFLEX HOSE D50 MT5+SLEEVES	Z7 22377	1	■	
FLEXIBLE HOSE D40 MT3 REDUCT AND FITTING	Z7 22378	1	■	
FLEXIBLE STEEL HOSE D50 MT3+	Z7 22379	1	■	
Extension tubes				
	EXTENSION D50 MT.3 ALUMINIUM COMPLETE	Z7 22003	1	■
	EXTENSION D50 MT.2 ALUMINIUM COMPLETE	Z7 22004	1	■
	EXTENSION D50 MT.1 ALUMINIUM COMPLETE	Z7 22005	1	■
	EXTENSION D40 MT.3 ALUMINIUM COMPLETE	Z7 22006	1	■
	EXTENSION D40 MT.2 ALUMINIUM COMPLETE	Z7 22007	1	■
	EXTENSION D40 MT.1 ALUMINIUM COMPLETE	Z7 22008	1	■
	HANDGRIP D50 ALUMINIUM COMPLETE	Z7 22025	1	■
	HANDGRIP D40 ALUMINIUM COMPLETE	Z7 22026	1	■
	TELESCOPIC PROBE TUBE D40 FE	Z7 22053	1	■

Accessories	Ref. no	Min. required	T40W	T40W InfiniClean	
	Extension tubes				
	TELESCOPIC PROBE TUBE D50 FE	Z7 22054	1	■	
	TELESCOPIC PROBE TUBE D70 FE	Z7 22055	1	■	
	HANDGRIP D70 ALUMINIUM COMPLETE	Z7 22091	1	■	■
	HANDGRIP D40 CHROME PLT. COMPLETE	Z7 22121	1	■	
	HANDGRIP D50 CHROME PLT. COMPLETE	Z7 22122	1	■	■
	ALUMINIUM EXTENSION D50 MT1 INLET PIN	Z7 22385	1	■	
ALUM.EXTENSION D40 MT1 INLET PIN M/F	Z7 22386	1	■		