

Compact walk-behind sweeper with traction - perfect for corners and narrow spaces

FLOORTEC 350 is a battery powered walk-behind sweeper with dust control and traction. The ideal solution for small to medium sized cleaning jobs like service stations, small parking lots, small factories and small warehouses. The sweeper is also very suitable for cleaning of large carpeted areas.


- Adjustable ergonomic handle
- Control panel with battery level indicator
- Handle can be folded for easy transport
- Traction transmitted via the back wheels
- Adjustable main and side broom
- The brooms can be changed without the use of any tools
- Filter can be inspected/ changed without tools
- Manual filter shaker
- One year commercial warranty

High productivity, long life, low maintenance costs, large capacity, focus on safety.



Picture shown may not represent model quoted

• Standard equipment

Included accessories	Ref. no.	Min. required	FLOORTEC 350	Price
Price			4.040,00	
Filter for Sweeping				
FILTER POLYESTER KIT	1463161000	1	•	130,00
Main Broom				
 BROOM MAIN 200X500	1463174000	1	•	130,00
Side Broom				
BROOM SIDE 109X315 PPL0,5	146 3035 000	1	•	29,00
Battery				
BATTERY 12V 49AH AGM	1464483000	1	•	670,00
On-Board Charger				
CHARGER BATTERY 12V 6A	146 3051 000	1	•	830,00

Model FLOORTEC 350

Ref. no. 908 4704 010

PRODUCT FEATURES

Manual filter shaker	•
Led Battery Meter	•
Polyester cloth filter	•
With traction motor	•



Compact walk-behind sweeper with traction - perfect for corners and narrow spaces

Model	FLOORTEC 350
-------	--------------

Ref. no.	908 4704 010
----------	--------------

PRODUCT FEATURES

Battery version	•
Compact design	•
Low working sound level	•
Folding transport handle	•
Direct throw sweeping	•
Non marking traction wheels	•
Thermal breakers	•
Battery level indicator	•
Adjustable handle	•
No tool brush removal	•
Onboard charger	•



Technical specifications	FLOORTEC 350
--------------------------	--------------

Power source	Battery 12 V
Working speed (km/h)	4
Productivity main broom theoretical/actual (m ² /h)	2000/1200
Productivity 1 side broom theoretical/actual (m ² /h)	2880/1730
Working width with right side broom (mm)	720
Working width with/without side brooms (mm)	720/500
Max. climbing rate (%)	20
Hopper volume (L)	60
Main filter type	Polyester
Filter area (m ²)	1
Side broom diameter (mm)	315
Main broom (mm)	500
Length x width x height (mm)	998x797x1100
Net weight (kg)	52
Operating weight (kg)	68



Compact walk-behind sweeper with traction - perfect for corners and narrow spaces

● Standard equipment, ○ Supplementary accessories, □ Mountable equipment

Accessories		Ref. no.	Min. required	FLOORTEC 350	Price
Price				4.040,00	
Battery					
	BATTERY 12V 49AH AGM	1464483000	1	●	670,00
	BATTERY DISCOVER 12V 84Ah	1464853000	1	○	1.200,00
Main Broom					
	BROOM MAIN 180X500	146 3016 000	1	○	149,00
	BROOM MAIN 200X500	146 3015 000	1	○	130,00
	BROOM MAIN 200X500	1463174000	1	●	130,00
Flap and Skirt					
	SKIRTS NO MARKING KIT	1463167000	1	□	52,00
Other					
	CARPET KIT	1463171000	1	□	340,00
	SKIRT NEOP.SIDE BROOM KIT	1463255000	1	□	42,95
Side Broom					
	BROOM SIDE 109X315 NYLON	146 3036 000	1	○	34,00
	BROOM SIDE 109X315 PPL0,5	146 3035 000	1	●	29,00
Filter for Sweeping					
	FILTER POLYESTER KIT	1463161000	1	●	130,00
On-Board Charger					
	CHARGER BATTERY 12V 6A	146 3051 000	1	●	830,00