




Illustration of
Crib Quilt



Suggested Placement
of Animals



CRIB QUILT



The puppy and kitten may be appliqued or textile painted. Allow $\frac{1}{4}$ " extra all around applique pieces for turn under. Figures could be print and ribbons matching plain colors. The daisy is to be embroidered or painted in the 3" square insert pieces. See illustration of quilt for setting together. Embroider all detail lines.

Cut 12 white blocks $9\frac{1}{2}$ "x $10\frac{1}{2}$ ". From any desired color cut 15 pieces $3\frac{1}{2}$ "x $9\frac{1}{2}$ ", 16 pieces $3\frac{1}{2}$ "x $10\frac{1}{2}$ " and 20 squares $3\frac{1}{2}$ ". This allows $\frac{1}{4}$ " seam allowance on all pieces.

Yardage: $1\frac{1}{8}$ yds white, 1 yd 6" of desired color, miscellaneous prints for appliques.

