


TICKER[®]mini

TOPICAL DISPENSER

20mL Capacity
0.05mL /click

Labeling Instructions for Pharmacists and Technicians

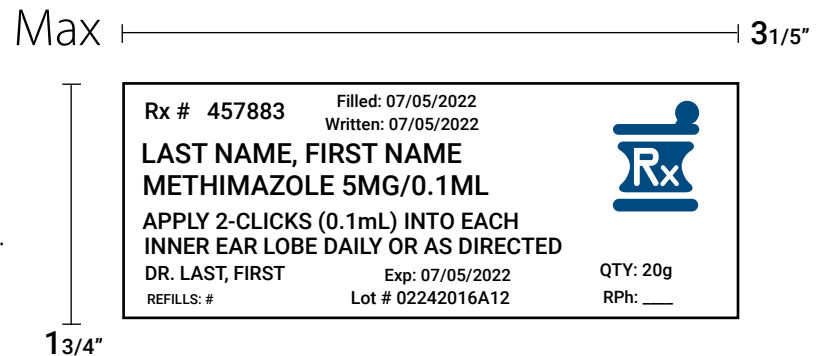
Please read all information, specifications, and instructions before using TICKERmini[®]



PLACEMENT

To simplify label placement. Place the left side of your label along the extruded bar that's embedded on every TICKERmini applicator.

LABEL SIZE



RECOMMENDED PRINTERS

DYMO LabelWriter[®] 450, LabelWriter[®] 450 Turbo, LabelWriter[®] 450 Twin Turbo, LabelWriter[®] 450 Duo, LabelWriter[®] 4XL, Zebra GK420d. Other printers may be compatible.

WWW.TICKERWORKS.COM
(916) 850-0132


TICKER[®]mini

TOPICAL DISPENSER

20mL Capacity
0.05mL /click

Labeling Instructions for Pharmacists and Technicians

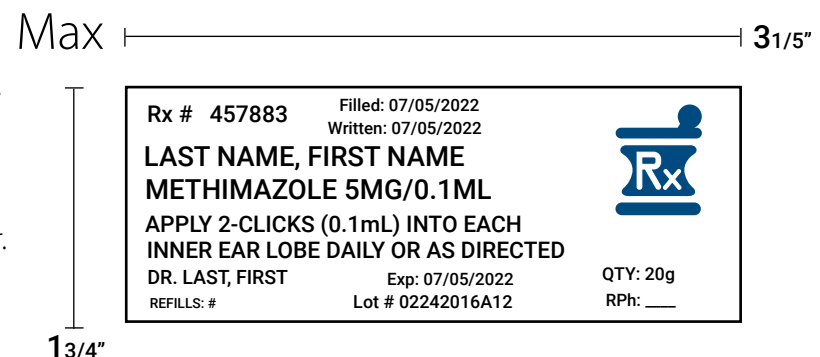
Please read all information, specifications, and instructions before using TICKERmini[®]



PLACEMENT

To simplify label placement. Place the left side of your label along the extruded bar that's embedded on every TICKERmini applicator.

LABEL SIZE



RECOMMENDED PRINTERS

DYMO LabelWriter[®] 450, LabelWriter[®] 450 Turbo, LabelWriter[®] 450 Twin Turbo, LabelWriter[®] 450 Duo, LabelWriter[®] 4XL, Zebra GK420d. Other printers may be compatible.

WWW.TICKERWORKS.COM
(916) 850-0132