



PEBBLE BEACH MOLD: How to Use Instructions

Step 1: Connect the two mold components (top & bottom) and roll out the air pockets




Step 2: Pour and disperse the mixture over the entire mold




Step 3: Bend, flip, and remove the white bottom component of the mold



Step 4: Roll over the mold to unfasten the compounds off the mold



Step 5: Remove all compounds from the mold and package appropriately



Mold SKU : PBM225-050