

# ENVIRONMENTAL TEST REPORT

PO #: Credit Card  
Quote #: SASL180641aST  
Test #: SASL180641  
REV001

## SAFESLEEVE

November 20, 2019



# SAFESLEEVE

## Drop

### APPROVALS

**Written By:** Aleisha Spent **Date:** 11/26/2019  
Operations Assistant

**Approved By:** Kandra Hansen **Date:** 12/02/2019  
Operations Assistant

*This report shall not be reproduced without the prior  
written consent of Rocky Mountain Testing Solutions, LLC*

## 1.0 PURPOSE

The purpose of this report is to present the test procedures used and the test results obtained during an environmental test program. The results included in this report relate only to the items tested. The objective of the test was for 1 phone and 3 cases to undergo a drop test according to RMTS quote SASL180641aST.

## 2.0 REFERENCES

- 2.1 RMTS quote: SASL180641aST
- 2.2 Document: Mil-Std 810G Method 516.6 Procedure IV Drop Test
- 2.3 Product detail: 1 phone and 3 cases

Case:	Description:
1	SafeSleeve Detachable iPhone 6s cell phone case – carbon black
2	SafeSleeve Non-Detachable iPhone 6s phone case – grey
3	SafeSleeve Slim iPhone 6s phone case - beige

- 2.4 The articles tested were 1 phone and 3 cases, hereafter referred to as “product.” The product was tested by Rocky Mountain Testing Solutions, LLC located in Pleasant View, Utah to the requirements listed in references 2.1 and 2.2.
- 2.5 RMTS test: SASL180641

## 3.0 TEST CONDITIONS AND TEST EQUIPMENT

### 3.1 TEST CONDITIONS

Unless otherwise specified herein, all tests were performed at room ambient conditions defined as a temperature of 73° ± 18° F (23° ± 10° C), with a relative humidity of 40% ± 30%.

### 3.2 TEST EQUIPMENT

The required test equipment presented in Appendix A was calibrated in accordance with established standards set by Rocky Mountain Testing Solutions, LLC. The calibration records are maintained on file.

## 4.0 TEST PROCEDURES AND TEST RESULTS

### 4.1 Drop

- Reference 2.2, Document: Mil-Std 810G Method 516.6 Procedure IV Drop Test
- Reference 2.3, Product detail: 1 phone and 3 cases

Date Commenced: November 20, 2019

Date Completed: November 20, 2019

4.1.1 The test product was placed on a drop tester. The test set-up photographs are shown in Appendix B.

4.1.2 The product was then subjected to 26 drops at 48" onto a two-inch plywood backed by steel/concrete.

4.1.3 The test product underwent a function check before and after drops as follows:

1	On/Off functioning
2	Swipe functioning
3	Home button functioning
4	Volume Up/Down functioning
5	No visible damage to body
6	No visible damage to screen
7	Audio functioning (ear jack & speaker)

4.1.4 The test product passed all pass/fail criteria.

4.1.5 No significant damage to test product during testing.

4.2 This concludes the drop testing of SAFESLEEVE product.

## **APPENDIX LISTING**

APPENDIX A (Page 7)	Equipment List
APPENDIX B (Pages 9 - 47)	Photographs

# **APPENDIX A**

## **Equipment List**

## ENVIRONMENTAL LAB EQUIPMENT LIST

Instrument	Drop Tester	TL-003
Manufacturer	L.A.B.	
Model Number	AD-160-72	
Serial Number	291033	
Calibration Date	1/16/2019	
Calibration Due Date	1/16/2020	

# **APPENDIX B**

## **Photographs**



# SafeSleeve Non-Detachable iPhone 6s phone case – Grey



**Photograph 1.** Drop 1 Setup.



**Photograph 2.** Drop 2 Setup.



**Photograph 3. Drop 3 Setup.**



**Photograph 4. Drop 4 Setup.**



**Photograph 5.** Drop 5 Setup.



**Photograph 6.** Drop 6 Setup.



**Photograph 7. Drop 7 Setup.**



**Photograph 8. Drop 8 Setup.**




**Photograph 9.** Drop 9 Setup.



**Photograph 10.** Drop 10 Setup.



**Photograph 11. Drop 11 Setup.**



**Photograph 12. Drop 12 Setup.**



**Photograph 13. Drop 13 Setup.**



**Photograph 14. Drop 14 Setup.**



**Photograph 15. Drop 15 Setup.**



**Photograph 16. Drop 16 Setup.**





**Photograph 17. Drop 17 Setup.**



**Photograph 18. Drop 18 Setup.**



**Photograph 19.** Drop 19 Setup.




**Photograph 20.** Drop 20 Setup.



**Photograph 21. Drop 21 Setup.**



**Photograph 22. Drop 22 Setup.**



**Photograph 23. Drop 23 Setup.**



**Photograph 24. Drop 24 Setup.**




**Photograph 25. Drop 25 Setup.**



**Photograph 26. Drop 26 Setup.**

# SafeSleeve Slim iPhone 6s phone case – Beige




**Photograph 27.** Drop 1 Setup.



**Photograph 28.** Drop 2 Setup.



**Photograph 29. Drop 3 Setup.**



**Photograph 30. Drop 4 Setup.**



**Photograph 31. Drop 5 Setup.**



**Photograph 32. Drop 6 Setup.**





**Photograph 33. Drop 7 Setup.**




**Photograph 34. Drop 8 Setup.**




**Photograph 35. Drop 9 Setup.**




**Photograph 36. Drop 10 Setup.**




**Photograph 37. Drop 11 Setup.**



**Photograph 38. Drop 12 Setup.**



**Photograph 39.** Drop 13 Setup.



**Photograph 40.** Drop 14 Setup.



**Photograph 41. Drop 15 Setup.**




**Photograph 42. Drop 16 Setup.**




**Photograph 43. Drop 17 Setup.**




**Photograph 44. Drop 18 Setup.**




**Photograph 45. Drop 19 Setup.**



**Photograph 46. Drop 20 Setup.**



**Photograph 47. Drop 21 Setup.**



**Photograph 48. Drop 22 Setup.**






**Photograph 49. Drop 23 Setup.**



**Photograph 50. Drop 24 Setup.**




**Photograph 51. Drop 25 Setup.**



**Photograph 52. Drop 26 Setup.**

## SafeSleeve Detachable iPhone 6s cell phone case – Carbon black



**Photograph 53.** Drop 1 Setup.



**Photograph 54.** Drop 2 Setup.



**Photograph 55. Drop 3 Setup.**




**Photograph 56. Drop 4 Setup.**




**Photograph 57.** Drop 5 Setup.



**Photograph 58.** Drop 6 Setup.



**Photograph 59. Drop 7 Setup.**



**Photograph 60. Drop 8 Setup.**



**Photograph 61. Drop 9 Setup.**



**Photograph 62. Drop 10 Setup.**



**Photograph 63. Drop 11 Setup.**



**Photograph 64. Drop 12 Setup.**





**Photograph 65. Drop 13 Setup.**



**Photograph 66. Drop 14 Setup.**



**Photograph 67. Drop 15 Setup.**



**Photograph 68. Drop 16 Setup.**



**Photograph 69. Drop 17 Setup.**



**Photograph 70. Drop 18 Setup.**



**Photograph 71. Drop 19 Setup.**



**Photograph 72. Drop 20 Setup.**



**Photograph 73. Drop 21 Setup.**



**Photograph 74. Drop 22 Setup.**



**Photograph 75. Drop 23 Setup.**



**Photograph 76. Drop 24 Setup.**



**Photograph 77. Drop 25 Setup.**



**Photograph 78. Drop 26 Setup.**

**ROCKY MOUNTAIN TESTING SOLUTIONS, LLC**  
**2758 N 1600 W**  
**Pleasant View, UT 84404**  
**801-612-9156**  
**877-899-7687**