













ALZO WIRELESS SHUTTER RELEASE

CHANNEL SELECTION SWITCH SETTINGS

Remove protective film on transmitter and receiver DIP switches. Set the DIP switches on the transmitter and the receiver to the same channel as shown in the following table. Channel selection will prevent interference from other wireless devices. We can not recommend a channel selection as this depends on many factors.

	CHANNEL
	0
1 2 3 4	
	1
1 2 3 4	
	2
1 2 3 4	
	3
1 2 3 4	
	4
1 2 3 4	
	5
1 2 3 4	
	6
1 2 3 4	
	7
1 2 3 4	
	8
1 2 3 4	
	9
1 2 3 4	
	10
1 2 3 4	
	11
1 2 3 4	
	12
1 2 3 4	



13



14



15