

4

3

2

1

D

D

C

C

B

B

A

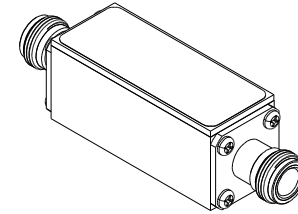
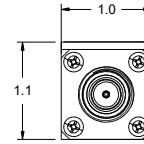
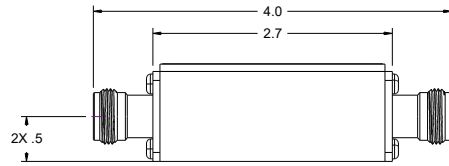
A

4

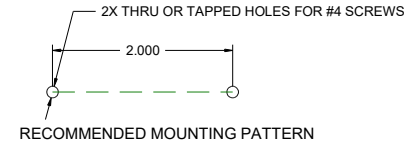
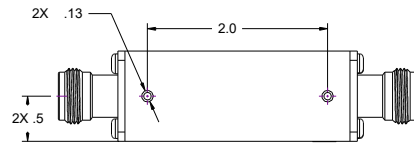
3

2

1



ISOMETRIC VIEW  
FOR REFERENCE ONLY



ALL MATERIALS AND FINISHES SHALL COMPLY WITH EUROPEAN UNION RESTRICTION OF HAZARDOUS SUBSTANCES. (RoHS)



	TOLERANCES UNLESS OTHERWISE SPECIFIED LINEAR      ANGULAR .X = .1 .XX = .01      RADII .XXX = .005      SEE LINEAR		DRAWN B MADRILL	DATE 04/24/14	THE INFORMATION CONTAINED IN THIS DESIGN SET IS THE SOLE PROPERTY OF GPS SOURCE. USE OF THIS DESIGN IS RESERVED EXCLUSIVELY FOR S&P COMPANY. REPRODUCTION OR DISTRIBUTION OF ANY PORTION OF DESIGN IS FORBIDDEN WITHOUT THE EXPRESS WRITTEN CONSENT OF GPS SOURCE.  UNLESS OTHERWISE SPECIFIED DIMENSIONS ARE IN INCHES LAW ASME Y14.5M - 1994	COMPANY NAME <b>GPS Source</b>		
	MATERIAL N/A	FINISH N/A	CHECKED J BROOKS	DATE 04/24/14			DESCRIPTION FAM A114M STD AMP MINI	
GPS SOURCE PART NUMBER A114M	MFG J MORRISON	DATE 04/24/14	APPROVED J DREILING	DATE 04/24/14	SIZE C	3RD ANGLE PROJECTION	GPS SOURCE FILE NAME A114M	REV 001
					SCALE 1:1	MASS	SHEET 1 OF 1	