

LED CORN LIGHT 40W

C&C Lighting Inc. Technical Data Sheet



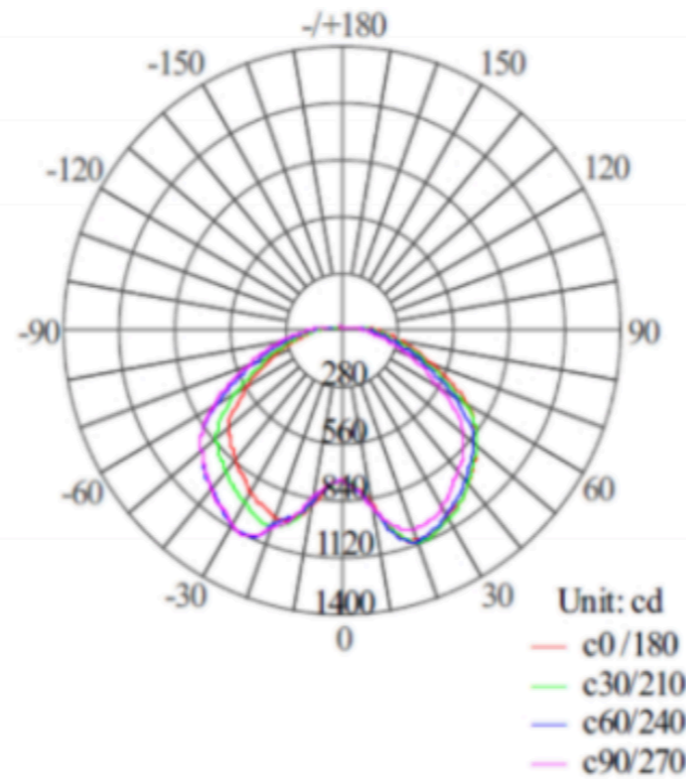
**TECHNICAL SPECIFICATION**

PRODUCT NAME	LED Corn Light			
MODEL NUMBER	CCR-40W-UL&CUL			
DIMENSIONS	ø90x270mm			
LIGHT COLOUR	Warm White	Natural White	Cool White	Cool White
COLOUR TEMPERATURE	2700-3000K	4000-4500K	6000-6500K	7000-7500K
CRI	70-80			
LUMEN	3712	3904	4112	4304
LUMEN EFFICACY	92.8	97.6	102.8	107.6
POWER	40W			
VOLTAGE	90-300V AC 50/60Hz			
VIEWING ANGLE	360°			
PFC	>90%			
EQUIVALENT	250W Incandescent / 80W CFL			
WATERPROOF RATING	IP20			
LED	660pcs Epistar SMD3528			
HOUSING	PC			
HOUSING COLOUR	White			
OPERATING ENVIRONMENT	-20~45°C / 20~70% RH			
STORAGE ENVIRONMENT	-30~80°C / 10~75% RH			
ENVIRONMENT PROTECTION	RoHS			
WARRANTY TIME	3 years			

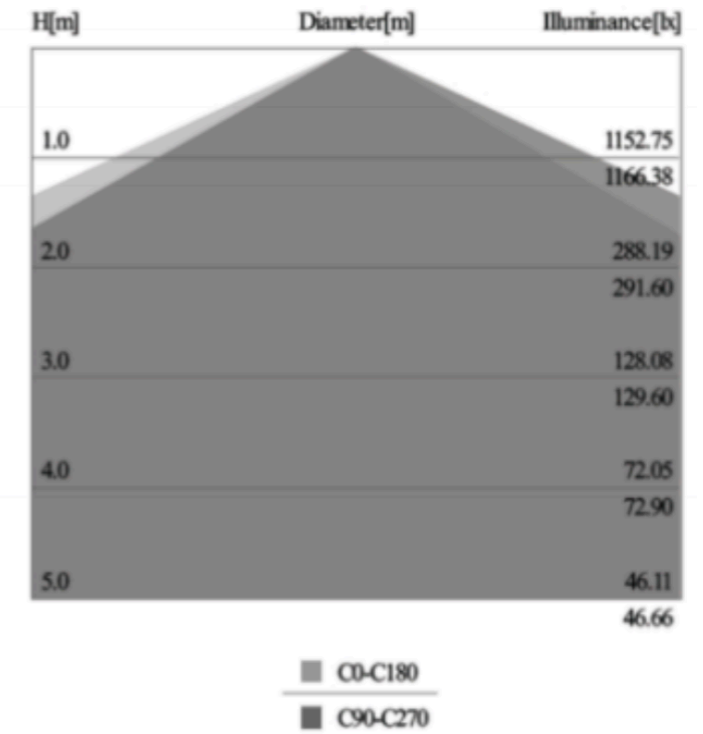


DIAGRAMS

Distribution Curve of Meridian



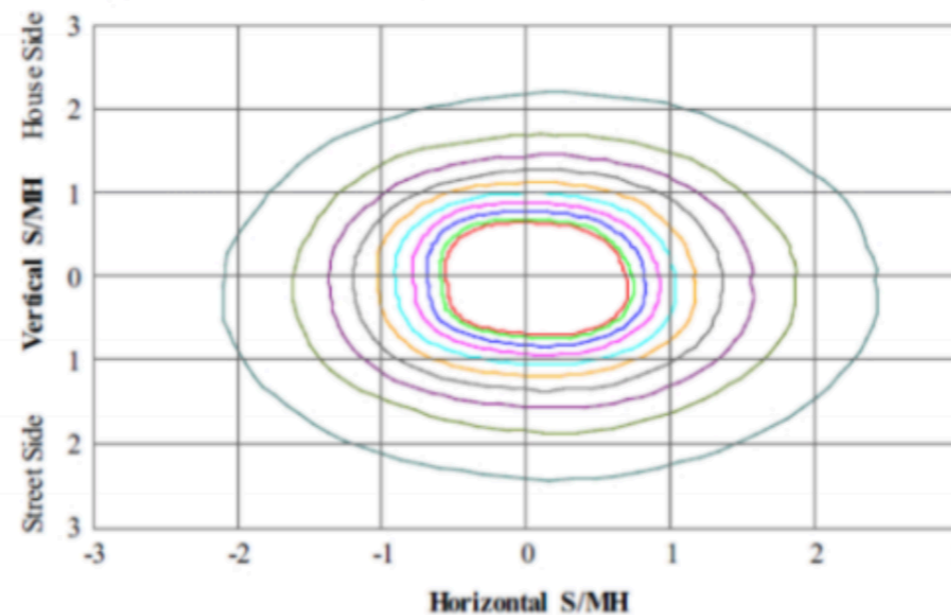
Illumination Cone Curve



Horizontal Absolute Isophotes Curve

Height of calculation: 5.00 m, Illumination in the vertical of Lamp: 31.20 lx

If Height of Installation is not equal to Height of Calculation, please calculate by table of Correction Factor

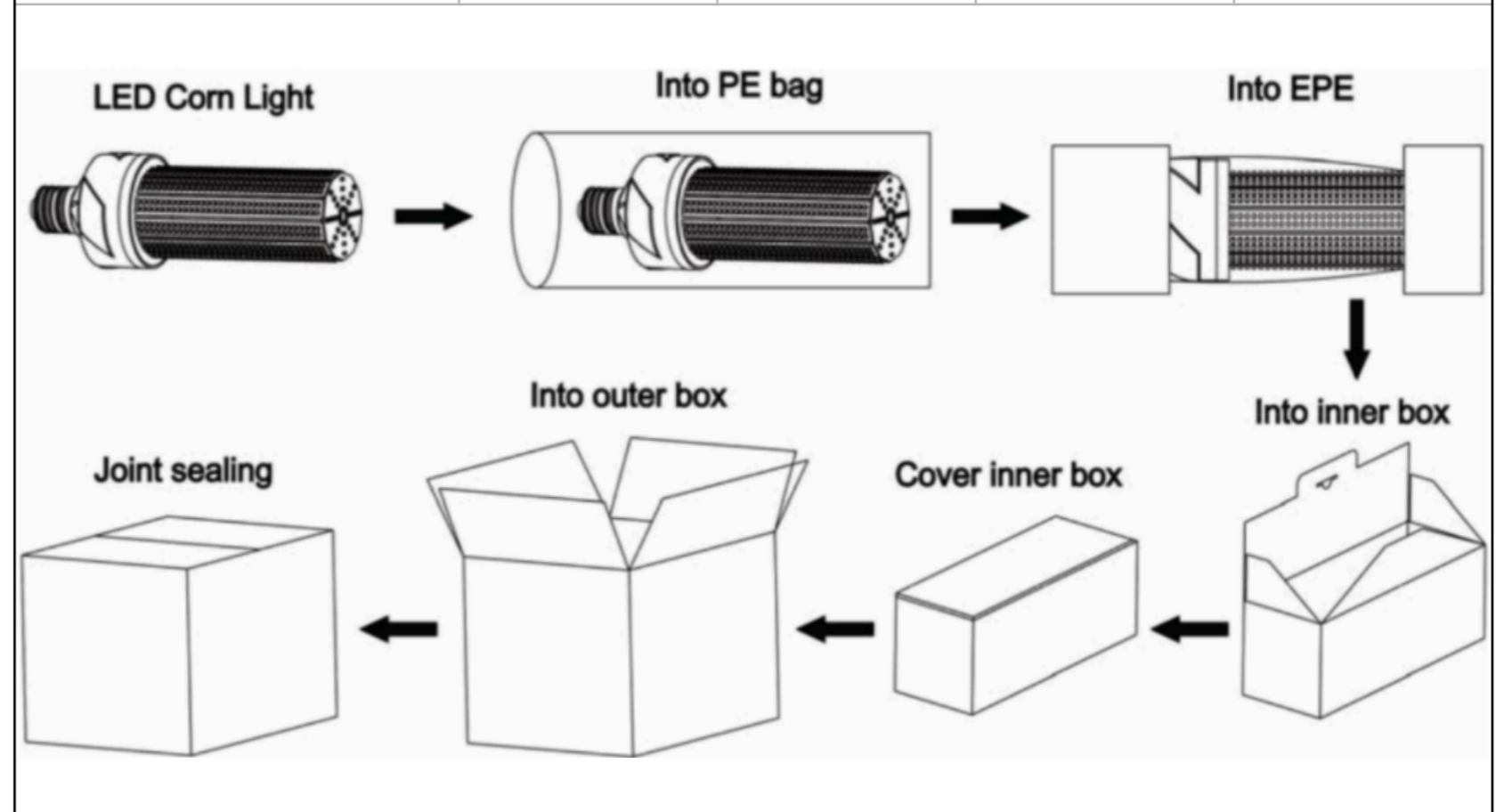


Installation	Correction
5 m	1.000
6 m	0.694
7 m	0.510
8 m	0.391
9 m	0.309
10 m	0.250
11 m	0.207
12 m	0.174
13 m	0.148
14 m	0.128
15 m	0.111
16 m	0.098

(95%) 29.64	(90%) 28.08	(80%) 24.96	(70%) 21.84	(60%) 18.72
(50%) 15.60	(40%) 12.48	(30%) 9.36	(20%) 6.24	(10%) 3.12

**PACKAGE**

	SIZE	QTY/CARTON	NET WEIGHT/ CARTON	GROSS WEIGHT/ CARTON
INNER BOX	290x120x120mm	1	0.45kg	0.60kg
OUTER BOX	510x380x310mm	12	5.40kg	8.20kg

**NOTE FOR USER**

- Please turn off power before installing the product or changing assembly parts
- The input voltage and lamps should be matched
- After connecting the power line, make sure the wiring section is insulated
- Make sure to remove or bypass the ballast in the fixtures before installing the lamp
- Suitable for damp locations; do not use with dimmers
- Suitable for uses in enclosed luminaires. Minimum lamp compartment dimensions is 340x200x200mm
- Must be installed and disassembled by professionals

TROUBLESHOOTING

TROUBLES	Check points
FLICKERING OF THE LAMP	Turn off the power and turn on again in 3 minutes. If same phenomena occur, call agencies
OUT OF WORKING	Check the connection