

Workplace Emergency Procedures

As per Section 4.3 - AS3745-2010 Planning for emergencies in facilities

EMERGENCY PHONE NUMBERS

Emergency Services	000
Crime Stoppers Australia	1800 333 000
Police Non Emergency	131 444
Poison Information	131 126

Add your
logo here

CODE RED
FIRE AND/OR SMOKE

CODE BROWN
EXTERNAL EMERGENCY

CODE ORANGE
EVACUATION

CODE BLACK
PERSONAL THREAT

CODE BLUE
MEDICAL EMERGENCY

CODE PURPLE
BOMB THREAT

CODE YELLOW
INTERNAL EMERGENCY



Portable Fire Extinguishers

Selection Chart



Add your logo here



FIRE BLANKET



Smother fat fire and use blanket around human torch



FIRE HOSE REEL



Wood, paper textiles rubbish etc



FIRE EXTINGUISHER

Extinguisher Location Sign

Colour Code & Types of Extinguishers

Electrically Conductive

Electrically **NON** - Conductive



Types of Fuel

Class of Fire

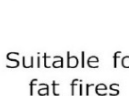
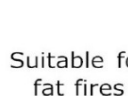
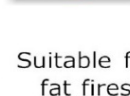
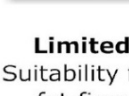
Wood, paper textiles rubbish etc

Flammable Liquids

Live Electrical Equipment

Cooking Oils and Fats

A
B
E
F



Not Suitable for fat fires

Limited Suitability for fat fires

Suitable for fat fires

Suitable for fat fires

Suitable for fat fires

Not Suitable for fat fires

Switch off power or fuel before attacking fire

In all case call the Fire Brigade on 000

Rubbish Fire, Bush Fire, Electrical Fire, Oil / Fat Fire, Gas Fire etc.

- Quickly assess situation
- Remove any person from danger (if safe to do so)
- Close the doors on the fire
- Raise the alarm by dialing 000 and by activating the break glass fire alarm (if not yet activated)
- Attack the fire with appropriate fire fighting equipment (if trained and safe to do so)
- Follow directions of Evacuation Coordinator (Warden) or Emergency Services Officer
- Evacuate building via the nearest safe Emergency **EXIT**

**CODE RED
FIRE AND/OR SMOKE**

CUT THIS SECTION OFF

EXAMPLE