



*Reproduction*

**PLASTER  
COMPANY**



*Experts in plaster restoration*

# Beautiful ornamental plasterwork handmade by top craftsmen

**Reproduction Plaster Company Ltd** was established in 1980, and have since specialised in all aspects of ornamental plasterwork. Everything we do is manufactured in our custom built premises, from where the types of work we undertake vary from:

- The restoration of any ornate plasterwork using match existing mould making techniques.
- Bespoke ornate plaster details originating either from architects' designs or our own design proposals, illustrated using our AutoCAD drawing service.
- The supply and fitting of our extensive range of standard ornate plaster products, all detailed within this brochure.

Our extensive range of products has been designed for every style of property, from modern new builds with lower ceilings looking for the more contemporary finish, to all traditional buildings with higher ceilings looking to enhance the décor to the splendour you would expect to see within any traditional built property.

Reproduction Plaster Company not only offer a superb range of products, but also a highly professional fitting service. Through the years we have gained a high reputation in the construction industry as a leading ornamental plastering firm, working with many architects, interior designers, contractors and private clients, installing and restoring ornate plasterwork to the highest quality.

<b>CORNICES</b>	7
<b>WALL FRIEZES</b>	17
<b>CEILING ROSES</b>	18
<b>CEILING ROSES – Vintage Collection</b>	26
<b>PANEL MOULDINGS</b>	30
<b>FEATURE ENRICHMENTS</b>	32
<b>NICHES</b>	33
<b>CORBELS</b>	34
<b>CEILING PLATES</b>	36
<b>ARCHES &amp; PILLARS</b>	38



Although the majority of our work is within private residences, here are some examples of commercial contracts we have been involved in through the years:

## GLASGOW

The Kelvingrove Art Gallery  
The Mitchell Library  
The Pavilion Theatre  
Glasgow City Chambers  
King's Theatre  
Clydesdale Bank, St Vincent Street  
One Devonshire Gardens  
Nike Store, Buchanan Street  
Argyle Arcade  
Central Station Hotel  
St Andrews Cathedral

## EDINBURGH

Scottish National Portrait Gallery  
King's Theatre, Leven Street  
Hudson Hotel, Charlotte Square  
Balmoral Bar, Princes Street  
Scotsman Hotel, North Bridge Street  
Sheriff Court  
The Edinburgh Woolen Mill, Princes St

## STIRLING

Municipal Buildings, Corn Exchange Rd  
Camphill house, Blair Drummond  
The Tolbooth


## AROUND SCOTLAND

Skibo Castle  
Balnagowan Castle  
Kinfauns Castle  
Gleneagles Hotel  
Crieff Hydro  
The Scores, St Andrews  
St Andrews Bay Hotel  
Ross Dhu House, Loch Lomond Golf Club  
Kelburn Castle, Largs  
Turnberry Hotel  
Dumfries Sheriff Court



Glasgow's Pavilion Theatre: Pictured above is the reinstatement of curved ornate plaster mouldings to the underside of the balcony.

The Dome – New Build Private Residence: This fantastic feature originated from the architect's drawings, from where we took it through manufacture all the way to final installation.





**Scottish National Portrait Gallery:** This major restoration project required the skills of our tradesmen on site for a total of 14 months, repairing and installing over 1000m of cornice work. This was part of a 3 year project undertaken by BAM construction.



**Ross Dhu House at Loch Lomond Golf Club:** This property underwent major restoration works in the clubs early years, whereby many of the very ornate ceilings had significant portions renewed.



**No Job Too Small:** This is a very typical day's work within our company, reinstating a section of plain moulded cornice – in this particular instance, cut out above a doorway during renovation works.



**Dalziel Drive, Pollockshields:** Again a very typical job for us, reinstating the cornice which was lost during rot works. Note the seamless transition from new to existing cornice, which is the standard of workmanship we pride ourselves in.



**Kirklee Terrace, Glasgow's Westend:** This country is blessed with many, many fantastically ornate plaster ceilings, however when it comes to repair there is no limit to the skills of our tradesmen.



**The Garrison, Millport:** This ceiling was completely lost after lying derelict for years. Luckily samples of the cornice and ceiling panel moulding were retained for moulding purposes, but the general ceiling layout, and in particular the entire centre rose, were recreated purely from photographic records.

**Columns – Private residence:** As well as installing the very effective lighting trough cornice detail, the fluted Doric columns were entirely custom made in order to produce a product large enough to encase the structural steel columns.




# Our Unique, Professional Fitting Service



Firstly, note all our cornices are screw fixed into position. The above photographs then illustrate the method we undertake to form every joint in our products. This is a fibrous plaster joint, whereby a plaster soaked scrim bandage gives the joint strength, vastly reducing the likelihood of the joint ever re-appearing as a crack. The fine casting plaster used then provides the ability to form precisely sharp detail, with the end result being totally seamless with long lasting joints.

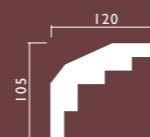
*Whether you have lower modern ceiling heights...*



*...or higher traditional ceiling heights...*



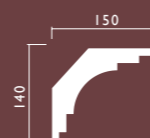
*...there is a cornice for everyone.*



CT01 Small Stepped



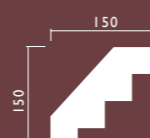

CT04 Small Shadow Gap



CT07 Small Stepped with Cove



CT10 5 - Step



CT13 4 - Step



CT16 3 - Step



## Cornices

CONTEMPORARY

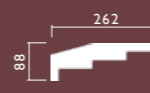
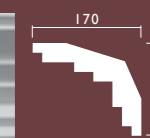
7





CT19 Ribbed Cove



CT22 Medium Stepped



CT25 Large Plain Stepped



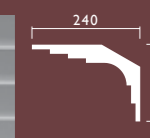
CT28 Large Shadow Gap




CT31 Large Stepped




CT34 Large Stepped with Cove





# Cornices

PLAIN

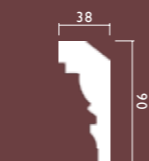




C301 Small Egg & Dart Bead



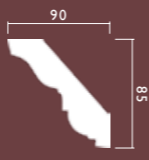
C304 Small Egg & Dart



C307 Standard Egg & Dart



C310 Egg & Dart Ogee



C350 The Hayburn



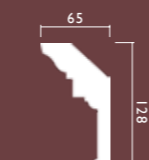
C355 The Kersland



C313 New Small Dentil



C316 Upright Dentil



C360 The Royal



C365 Grand Egg & Dart



C319 Classic Egg & Dart



C322 Egg & Dart Bead



# Cornices

EGG, DART  
AND DENTIL



C365



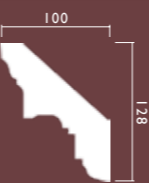
C365



C325 New Medium Dentil



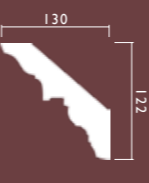
C328 Small Classic Dentil



C331 Large Egg & Dart



C334 Stepped Egg & Dart




C370 The Sherbrooke



C375 The Claremont



C337 New Dentil



C340 Large Classic Dentil




C343 New Egg & Dart Dentil




C346 Large Egg & Dart Dentil



C385 The Renfield



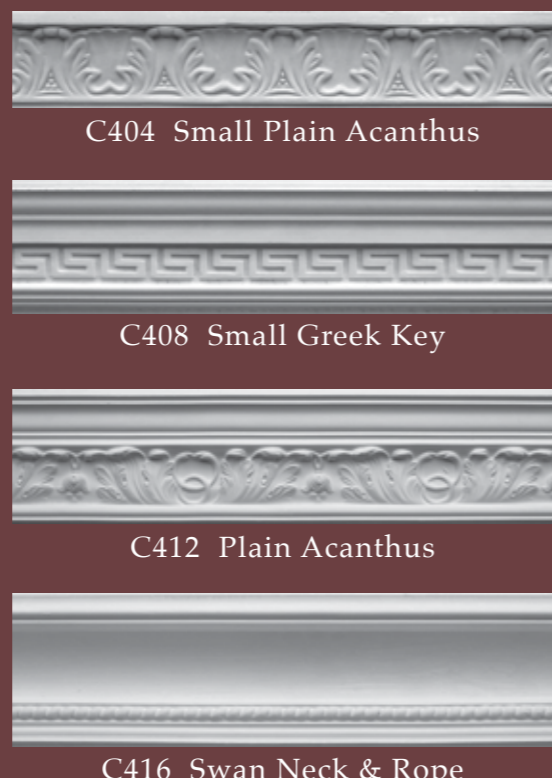


C401 Small Acanthus

C406 Small Fluted

C410 Leaf & Scroll

C414 Water Leaf




C404 Small Plain Acanthus

C408 Small Greek Key

C412 Plain Acanthus

C416 Swan Neck & Rope



C434 Stepped Leaf & Bead

C438 Enriched Georgian

C442 The Lattice Feature Scroll



C436 Honeysuckle & Date Leaf

C440 The Lattice

# Cornices

ORNATE

*Shown here is a selection of fibrous plaster cornices from our standard range. Our special services and design department can also reproduce any cornice and moulding to match an existing pattern.*



C418 Upright Floral

C422 Small Classic Acanthus

C426 Upright Acanthus

C430 Classic Swag & Drop



C420 Small Stepped Acanthus

C424 Leaf & Bead

C428 Upright Swag & Drop


C432 Floral Frieze



C444 Large Stepped Acanthus

C448 Large Classic Acanthus

C453 The Kingsburgh



C446 Large Fluted

C450 The Westbourne

C456 The Belmont



C459 Large Enriched Acanthus



C462 The Moray



C483 The Kenmure



C486 The Victorian



C465 The Fenwick



C468 The Rowallan

# Cornices

ORNATE



C489



C489



C471 The Glencairn



C474 Enriched Swag & Drop



C489 The Nithsdale



C492 The Grand Woodlands



C477 The Argyle



C480 The Kelvin



C495 The Devonshire





SP01 Small Camber Run

SP10 Egg & Dart Camber

SP20 Floral Camber

SP25 Westbourne Camber



SP05 Medium Camber Run

SP15 Large Camber Run



SP15

This photo illustrates how our splayed cornice range allows a cornice detail to run uninterrupted from a splayed angle to 90 degrees and vice versa. This is a very common detail found around dormer windows and attic conversions.



WF02 Panel Length 2100mm

WF03 Panel Length 960mm

WF01 Panel Length 872mm


WF04 Panel Length 1363mm

WF07 Panel Length 1070mm

WF10 Panel Length 1148mm

# Cornices

SPLAYED &  
LIGHTING  
TROUGH



LT01




C370



These photos illustrate how most of our cornices can be fitted as a lighting trough detail. Due to the advanced technology of the lighting being not much more than cables rather than fluorescent tube lighting, very little void is required behind the cornice to house the lighting, hence the reason that the majority of our cornices can be considered.

# Wall Friezes



WF13 Panel Length 1213mm

WF16 Panel Length 1320mm


WF19 Panel Length 1145mm

WF22 Panel Length 915mm

WF25 Panel Length 3080mm



CR1 Dia 257mm    CR4 Dia 282mm    CR7 Dia 288mm    CR10 Dia 298mm    CR13 Dia 317mm



CR55 Dia 454mm    CR58 Dia 462mm    CR61 Dia 467mm    CR64 Dia 468mm



CR16 Dia 318mm    CR19 Dia 336mm    CR22 Dia 340mm    CR25 Dia 370mm    CR28 Dia 400mm



CR67 Dia 476mm    CR70 Dia 476mm    CR73 Dia 482mm    CR76 Dia 488mm

# Ceiling Roses

*All centre roses are manufactured in fibrous plaster and many are exact copies of original Victorian and Georgian designs.*



CR31 Dia 404mm    CR34 Dia 412mm    CR37 Dia 415mm    CR40 Dia 415mm



CR79 Dia 500mm    CR82 Dia 504mm    CR85 Dia 506mm



CR43 Dia 415mm    CR46 Dia 415mm    CR49 Dia 440mm    CR52 Dia 444mm



CR88 Dia 515mm    CR91 Dia 510mm    CR94 Dia 515mm



CR97 Dia 516mm




CR100 Dia 535mm



CR103 Dia 537mm



CR123 Dia 615mm




CR124 Dia 640mm



CR127 644 X 330mm



CR106 Dia 538mm



CR109 Dia 544mm



CR130 Dia 646mm



CR133 Dia 654mm

# Ceiling Roses

*All centre roses are manufactured in fibrous plaster and many are exact copies of original Victorian and Georgian designs.*



CR112 Dia 550mm



CR115 Dia 550mm



CR118 Dia 556mm

CR136 Dia 658mm



CR139 Dia 664mm



CR120 Dia 575mm



CR121 Dia 575mm



CR122 Dia 590mm



CR142 Dia 665mm



CR145 Dia 668mm



CR148 Dia 670mm

CR151 Dia 710mm



CR154 Dia 750mm



CR175 Dia 808mm



CR178 832 x 678mm




CR157 Dia 752mm



CR160 Dia 756mm



CR181 Dia 848mm



CR182 Dia 850mm

# Ceiling Roses

*All centre roses are manufactured in fibrous plaster and many are exact copies of original Victorian and Georgian designs.*



CR163 Dia 760mm



CR166 Dia 784mm



CR184 Dia 852mm



CR169 Dia 786mm



CR172 Dia 804mm

CR185 Dia 861mm

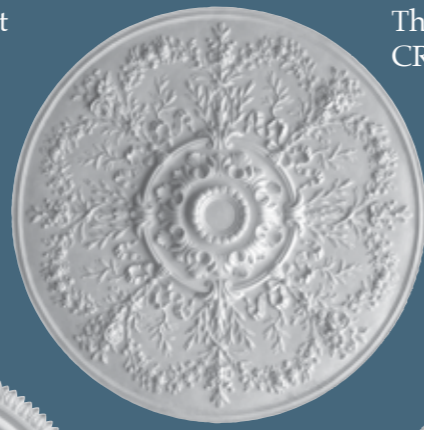


CR187 Dia 904mm





The Thomson Insert  
CR190 Dia 942mm



The Duchal  
CR193 Dia 950mm



The Clarence  
CR208 Dia 1130mm



The Lancaster  
CR211 Dia 1180mm



The Berkeley  
CR194 Dia 995mm



Large Stepped Plain  
CR196 Dia 998mm



CR202

# Ceiling Roses



The Newhaven  
CR197 Dia 1027mm



The Roslea  
CR202 Dia 1104mm



The Thomson  
CR214 Dia 1310mm



The Clyde  
CR217 Dia 1372mm




The Grand Plain  
CR199 Dia 1090mm




The Cleveden  
CR223 1777 x 1155mm



The Clermiston  
VC6 Dia 650mm  
(9 component parts)



The Hermitage  
VC8 Dia 700mm  
(Carcass + 25 component parts)



The Colinton  
VC10 Dia 740mm  
(9 component parts)



The Craiglea  
VC26 Dia 940mm  
(Carcass + 13 component parts)



The Albyn  
VC34 Dia 1050mm  
(Carcass + 5 component parts)

# Ceiling Roses

# Vintage Collection

This collection of ceiling roses has an enhanced level of detail and relief which is achieved by individually casting certain components of the product separately, and 'planting' them individually onto the main carcass or ceiling during the fitting process. The end result is a completely authentic and beautiful looking ceiling rose that will be utterly convincing as being an original feature in any period property.



The Eglinton  
VC14 Dia 860mm  
(Carcass + 12 component parts)



The Heriot  
VC18 Dia 920mm  
(25 component parts)




The Belgrave  
VC22 Dia 921mm  
(Carcass + 9 component parts)



The Hamilton  
VC38 Dia 1055mm  
(Carcass + 7 component parts)



The Queensborough Plain  
VC40 Dia 1118mm  
(Carcass + 4 component parts)



The Balmoral  
VC42 Dia 1220mm  
(33 component parts)



The Regent  
VC46 Dia 1240mm  
(Carcass + 5 component parts)

Optional perimeter outpoints →



The Windsor  
VC54 Dia 1480 – 1570mm  
(Carcass + 10 component parts &  
perimeter outpoints (optional))

# Ceiling Roses

# Vintage Collection

This collection of ceiling roses has an enhanced level of detail and relief which is achieved by individually casting certain components of the product separately, and 'planting' them individually onto the main carcass or ceiling during the fitting process. The end result is a completely authentic and beautiful looking ceiling rose that will be utterly convincing as being an original feature in any period property.



The Kensington  
VC50 Dia 1260mm  
(Carcass + 17 component parts)




The Queensborough Enriched  
VC52 Dia 1430mm  
(Carcass + 4 component parts & perimeter outpoints)





The Cadogan  
VC58 Dia 1490mm  
(Carcass + 25 component parts)

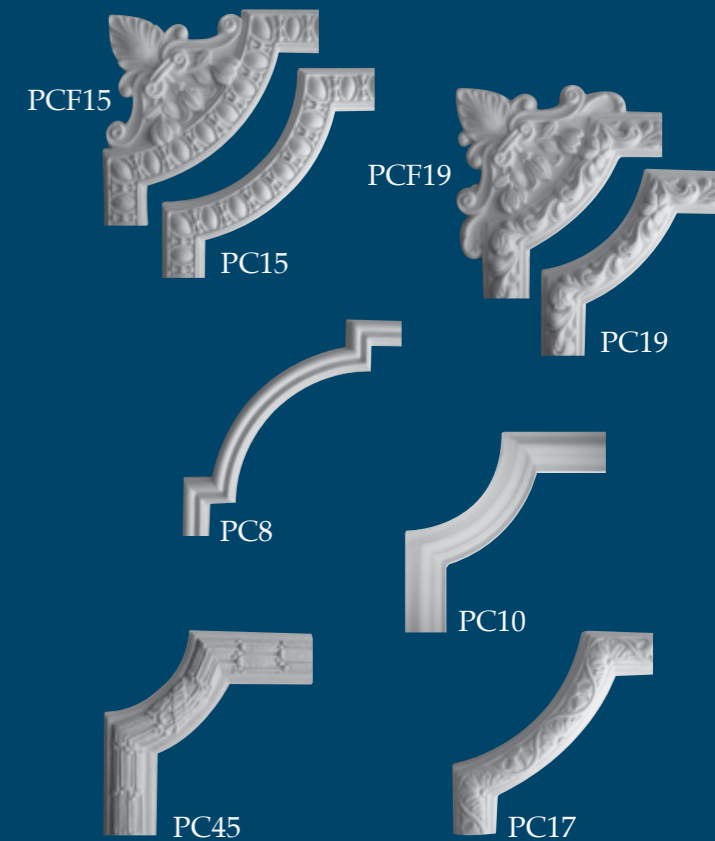


# Panel Mouldings



# Corner Mouldings



# Dado Rails





CHERUB PLAQUES



CH1



CH3



CH2

WN01 Baby Niche

(Surface mounted)  
 A 610mm, 24"  
 B 130mm, 5"  
 C 380mm, 15"  
 D 450mm, 17.75"



WN02 Large Niche

(Frosted glass base)  
 A 703mm, 27.7"  
 B 100mm, 4"  
 C 462mm, 18.2"  
 D 85mm, 3.35"  
 E 559mm, 22"  
 F 114mm, 4.5"



WN03 Plain Niche

(Frosted glass base)  
 A 940mm, 37"  
 B 106mm, 4.2"  
 C 629mm, 24.75"  
 D 114mm, 4.5"  
 E 750mm, 29.5"  
 F 55mm, 2.2"



WN04 Large Niche

(Frosted glass base)  
 A 940mm, 37"  
 B 106mm, 4.2"  
 C 629mm, 24.75"  
 D 114mm, 4.5"  
 E 750mm, 29.5"  
 F 55mm, 2.2"

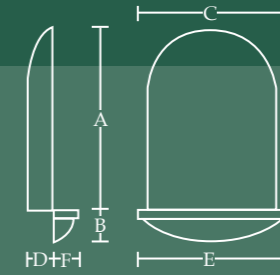
WN06

(Surface mounted)  
 A 625mm, 24.6"  
 B 143mm, 5.6"  
 C 370mm, 14.5"  
 E 413mm, 16.25"  
 F 110mm, 4.3"



Feature Enrichments  
 FOR CEILING PANELLING

Niches



PATRAES



PT1  
123mm



PT2  
98mm



PT3  
90mm



PT4  
85mm



PT5  
85mm

CORNER FLOURISHES



CF1  
610 x 610mm



CF2  
525 x 525mm



CF3  
480 x 480mm



WN07

(Surface mounted)  
 A 403mm, 15.9"  
 B 157mm, 6.2"  
 C 247mm, 9.7"  
 E 286mm, 11.3"  
 F 107mm, 4.2"



WN08

(Frosted glass base)  
 A 900mm, 35.5"  
 B 185mm, 7.25"  
 C 594mm, 23.4"  
 D 130mm, 5.2"  
 E 664mm, 26.1"  
 F 132mm, 5.2"



WN09 Mirror Niche

A 696mm, 27.4"  
 B 152mm, 6"  
 C 459mm, 18.1"  
 E 510mm, 20.1"  
 F 109mm, 4.29"

WN11 Corner Niche


(Frosted glass base)  
 A 685mm, 27"  
 B 198mm, 7.8"  
 C 455mm, 18"  
 D 258mm, 10.2"  
 E 500mm, 19.7"



WN10 Corner Niche

(Frosted glass base)  
 A 945mm, 37.2"  
 B 120mm, 4.75"  
 C 660mm, 26"  
 D 115mm, 4.5"  
 E 735mm, 29"  
 F 101mm, 4"





**K1**

A	B	C	D
117mm	110mm	104mm	117mm
4.5"	4.25"	4"	4.63"



**K2**

A	B	C	D
110mm	247mm	85mm	100mm
4.25"	9.75"	3.38"	4"



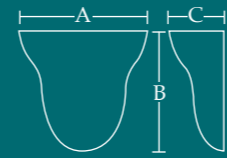
**K3**

A	B	C	D
150mm	260mm	112mm	150mm
5.56"	10.13"	4.24"	5.56"



**K4**

A	B	C	D
223mm	280mm	150mm	223mm
8.75"	11"	5.56"	8.24"



**K10**

A	B	C
327mm	327mm	155mm
12.87"	12.87"	6.1"




**K11**

A	B	C	D
195mm	265mm	65mm	75mm
7.75"	10.5"	2.5"	3"



**K13**

A	B	C	D
128mm	178mm	70mm	100mm
5"	7"	2.75"	4"



**K14**

A	B	C	D
178mm	254mm	95mm	132mm
7"	10"	3.75"	5.25"



**K15**

A	B	C	D
152mm	280mm	90mm	120mm
6"	11"	3.5"	4.75"



**K20**

A	B	C	D
adjustable	270mm	128mm	adjustable
	10.5"	5"	

# Corbels



**K5**

A	B	C	D
180mm	265mm	130mm	140mm
7"	10.38"	5"	5.5"



**K6**

A	B	C	D
105mm	170mm	85mm	88mm
4.13"	6.63"	3.38"	3.5"




**K7**

A	B	C	D
137mm	305mm	150mm	85mm
5.38"	12"	5.88"	3.38"



**K8**

A	B	C	D
120mm	320mm	125mm	160mm
7.5"	12.5"	5"	6.25"



**K9**

A	B	C	D
225mm	480mm	385mm	225mm
9"	19"	15.25"	9"




**K16**

A	B	C	D
128mm	280mm	90mm	65mm
5"	11"	3.5"	2.5"



**K17**

A	B	C	D
230mm	305mm	115mm	160mm
9"	12"	4.5"	6.25"



**K18**

A	B	C	D
140mm	405mm	128mm	120mm
5.5"	16"	5"	4.75"



**K19**

A	B	C	D
418mm	585mm	182mm	260mm
16"	23"	7"	10"



CP1 Panel Size 1860 x 930mm



CP1 Fitted



CP3 Panel Size 1220 x 1220mm



CP3 Fitted

# Ceiling Plates

*Our 6 ceiling plate options are designed to provide a completely decorative ceiling pattern and should be fitted in conjunction with a cornice. Although the principle of fitting these plates is a simple grid layout, the alignment and in particular the jointing is a very skilled task, and we highly recommend our fitting service is utilised.*



CP2 Panel Size 1220 x 1220mm



CP2 Fitted



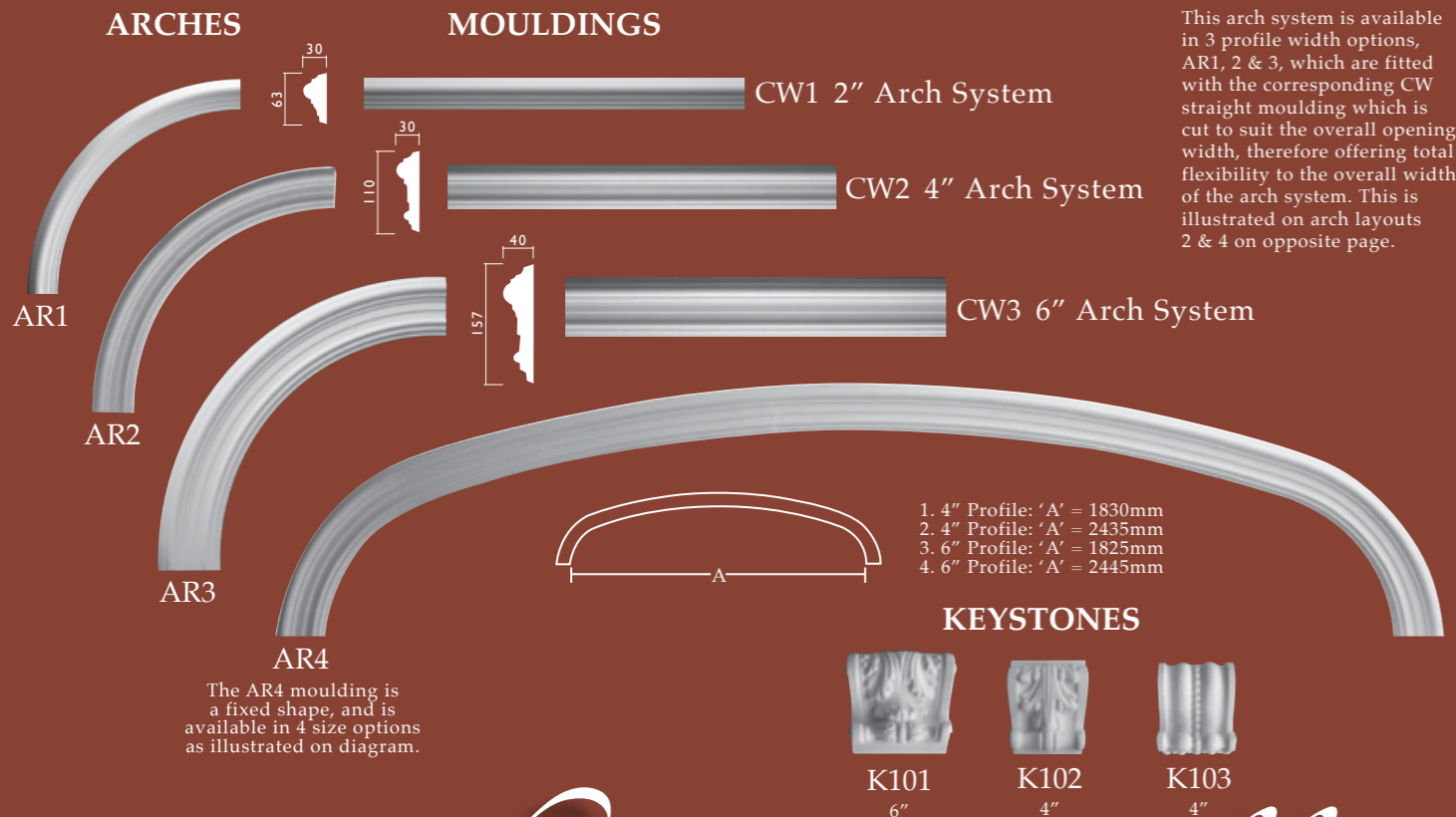
CP4 Panel Size 1220 x 1220mm



CP5 Panel Size 1220 x 1220mm



CP6 Panel Size 2610 x 750mm



This arch system is available in 3 profile width options, AR1, 2 & 3, which are fitted with the corresponding CW straight moulding which is cut to suit the overall opening width, therefore offering total flexibility to the overall width of the arch system. This is illustrated on arch layouts 2 & 4 on opposite page.



1



2

# Arches & Pillars

## 3 SIDED PILASTER ARCH SYSTEM


We have designed an arch system that will suit any interior due to its simple elegant features and also any width of opening.

The columns are manufactured in one piece, complete with the base and 2 sides and can be tailored to suit any width of inside face up to 600mm. The capital is also manufactured to the specified width so that all pieces should fit together easily on site.

The actual arch section is manufactured complete with the decorative moulding and curved soffit, giving a flawless smooth finish and again is made to suit the width of the recess. This section can be manufactured to suit any width of opening between 1.4 metres and 3.4 metres.

The reverse side of the arch is also made to suit and each side is finished off with a moulded keystone.

This is illustrated on arch layout 5 on opposite page.



3



4



5



REPRODUCTION PLASTER COMPANY LTD

PERIOD HOUSE  
5 CAMPSIE ROAD  
KIRKINTILLOCH  
GLASGOW G66 1SL

TEL: 0141 776 1112  
FAX: 0141 776 3688

[www.reproplaster.co.uk](http://www.reproplaster.co.uk)