



RoHS
COMPLIANT



PATCHING SYSTEMS

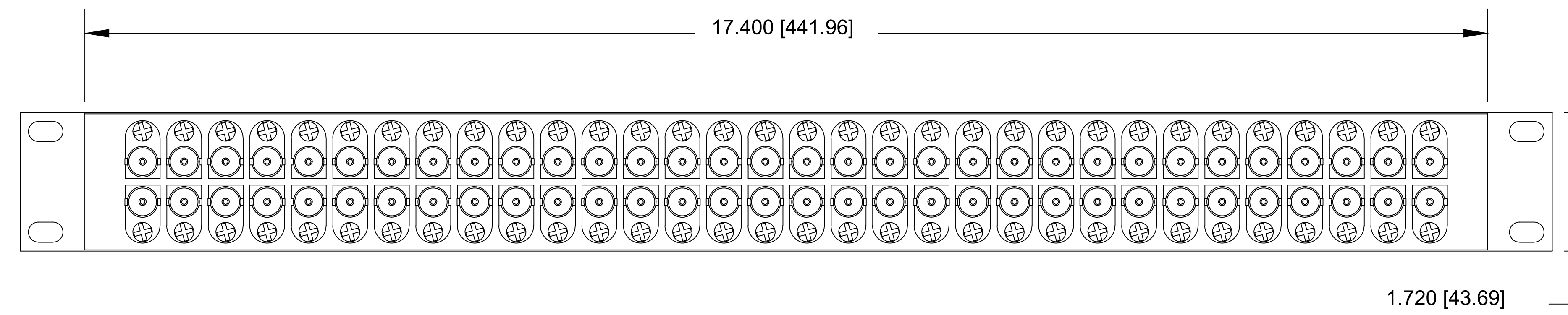
AUDIO, VIDEO, SERIAL DATA

600 WEST ELK AVENUE
GLENDALE, CA. 91204

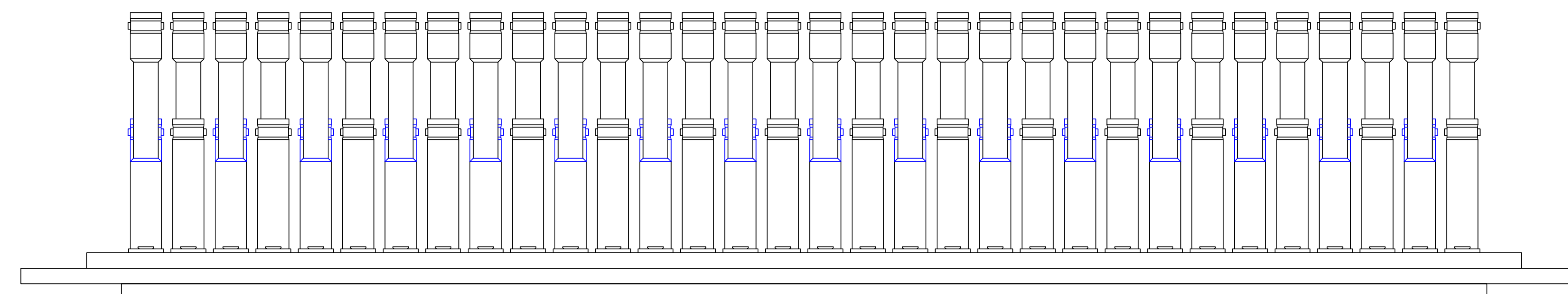
TEL 818 500-8142

FAX 818 500-7062

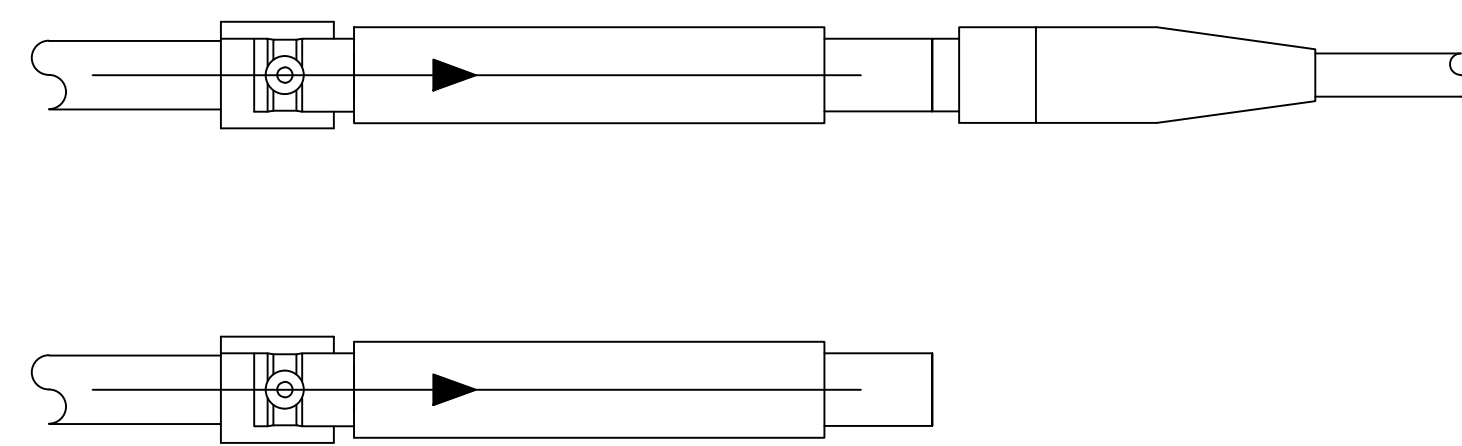
WWW.BITTREE.COM



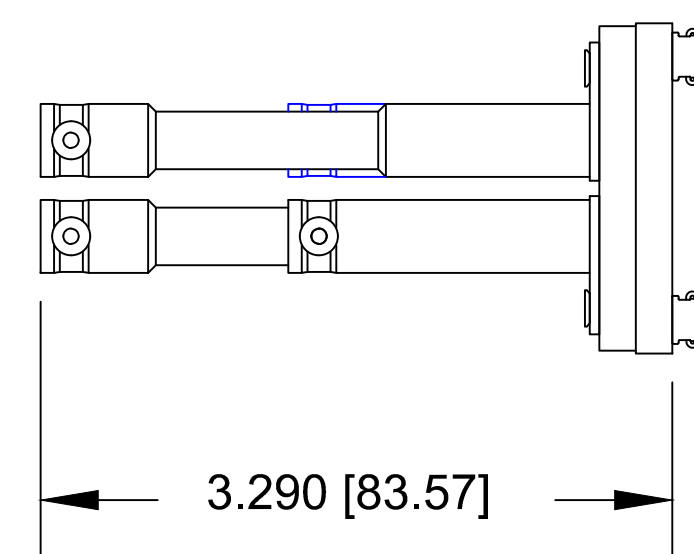
REAR VIEW



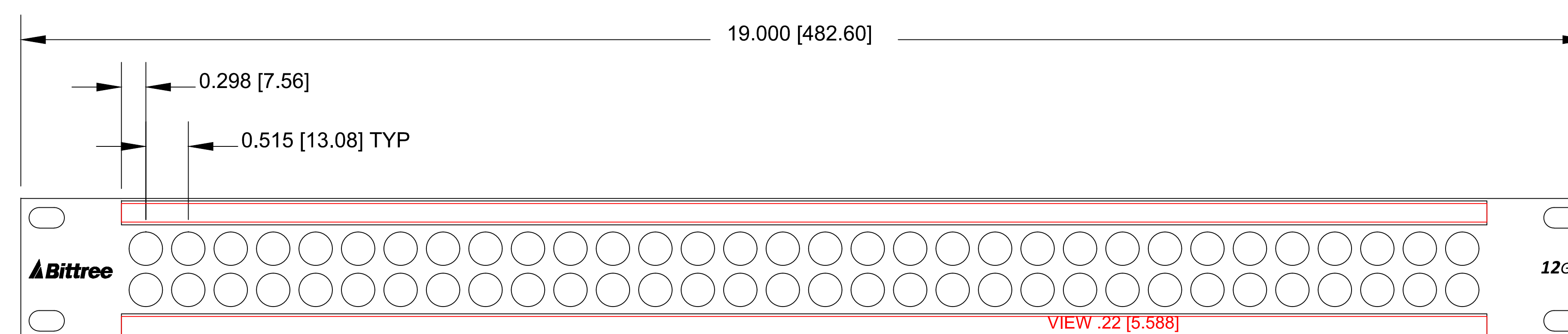
TOP VIEW



SHOWN AS
SINGLE NON-TERMINATED



SIDE VIEW



FRONT VIEW

DESIGNATION HOLDER: DS250-10/B, .250 [6.35]x16.56 [420.62]
SNAP-ON CAP: DS250-10/C, .290 [7.366]x16.56 [420.62]

NOTE: Ds_insert Layer is a scaled 1:1 label insert outline

DATA CONTAINED IN THIS DOCUMENT
IS PROPRIETARY AND SHALL NOT BE
DISCLOSED, COPIED OR USED FOR
PROCUREMENT OR MANUFACTURE
WITHOUT EXPRESS WRITTEN PERMISSION
OF BITTREE INCORPORATED

DWG. NO.: S64S-1MWNBK

PART NO.: S64S-1MWNBK

DESIGNATION: DS250-10

LAYER (DS_INSERT) IS PROVIDED
FOR THE CREATION OF LEGEND
STRIPS FOR THIS PATCHBAY. THE
RED OUTLINE MATCHES THE SIZE
OF INSERT.
PLEASE NOTE THE VIEWABLE AREA
IS LISTED IN NOTES BELOW THE
FRONT PANEL VIEW.

DWG. SCALE: FULL

PDF. SCALE: NONE

ALL POSSIBLE CARE HAS BEEN TAKEN IN
PREPARING THIS SET OF DRAWINGS.
STATEMENTS AND SPECIFICATIONS ARE
BELIEVED TRUE BUT CANNOT BE
GUARANTEED AND THEREFORE WE ARE
NOT RESPONSIBLE FOR ANY
INACCURACIES. THIS DOCUMENT SHOULD
BE USED AS THE BASIS FOR DESIGN OR
TO ESTABLISH SPECIFICATION LIMITS.

BITTREE RESERVES THE RIGHT TO
CHANGE OR ALTER SPECIFICATIONS OR
MATERIALS WITHOUT NOTICE. PROVIDED
THE FUNCTION AND PERFORMANCE OF
THE PRODUCT REMAINS REASONABLY
SIMILAR OR IS IMPROVED.

REV.:

DATE: 9/14/2017

BY: G.S.

CHANGES: