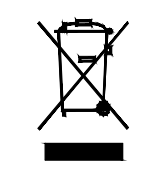




RoHS  
COMPLIANT



### PATCHING SYSTEMS

AUDIO, VIDEO, SERIAL DATA  
600 WEST ELK AVENUE  
GLENDALE, CA. 91204  
TEL 818 500-8142  
FAX 818 500-7062  
WWW.BITTREE.COM

DATA CONTAINED IN THIS DOCUMENT  
IS PROPRIETARY AND SHALL NOT BE  
DISCLOSED, COPIED OR USED FOR  
PROCUREMENT OR MANUFACTURE  
WITHOUT EXPRESS WRITTEN PERMISSION  
OF BITTREE INCORPORATED

DWG. NO.: PS1625QXM

PART NO.: PS1625QXM

DESIGNATION: DS250-10-ASSY

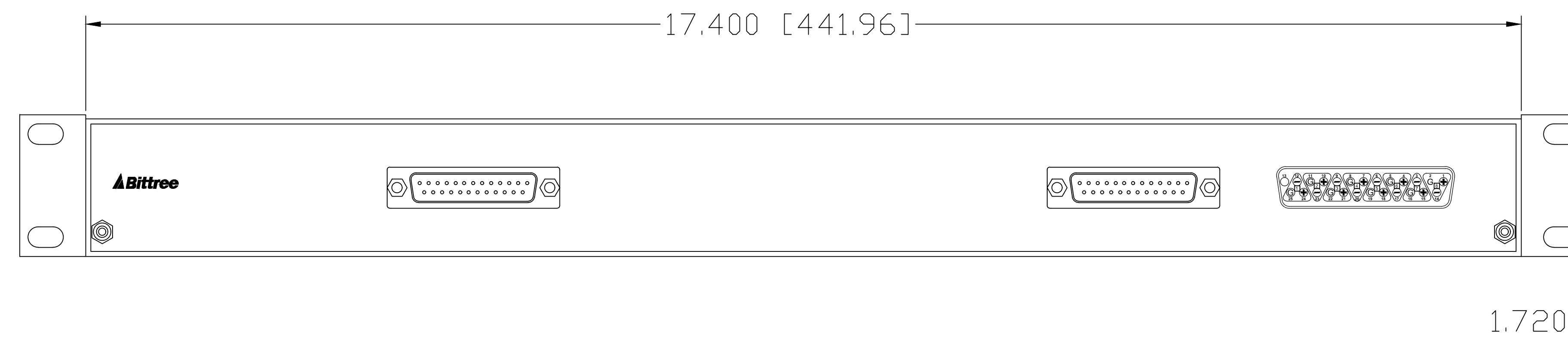
LAYER (DS\_INSERT) IS PROVIDED  
FOR THE CREATION OF LEGEND  
STRIPS FOR THIS PATCHBAY. THE  
RED OUTLINE MATCHES THE SIZE  
OF INSERT.  
PLEASE NOTE THE VIEWABLE AREA  
IS LISTED IN NOTES BELOW THE  
FRONT PANEL VIEW.

DWG. SCALE: FULL

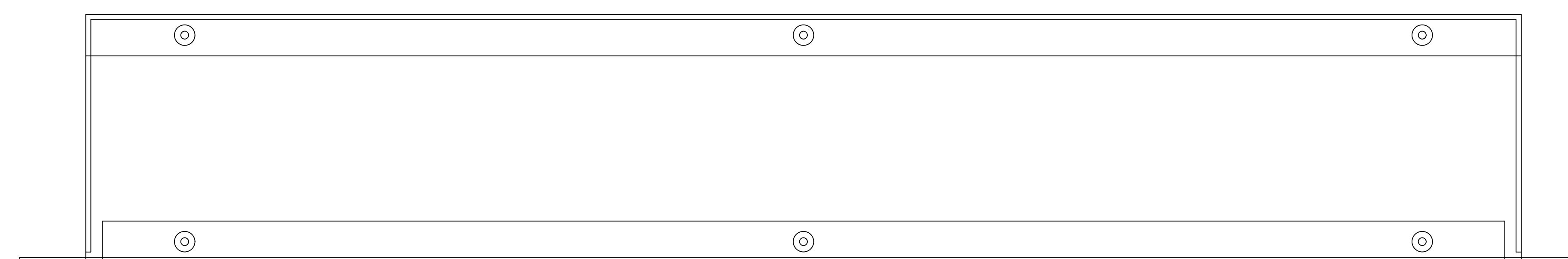
PDF. SCALE: NONE

ALL POSSIBLE CARE HAS BEEN TAKEN IN  
PREPARING THIS SET OF DRAWINGS.  
STATEMENTS AND SPECIFICATIONS ARE  
BELIEVED TRUE BUT CANNOT BE  
GUARANTEED AND THEREFORE WE ARE  
NOT RESPONSIBLE FOR ANY  
INACCURACIES. THIS DOCUMENT SHOULD  
BE USED AS THE BASIS FOR DESIGN OR  
TO ESTABLISH SPECIFICATION LIMITS.

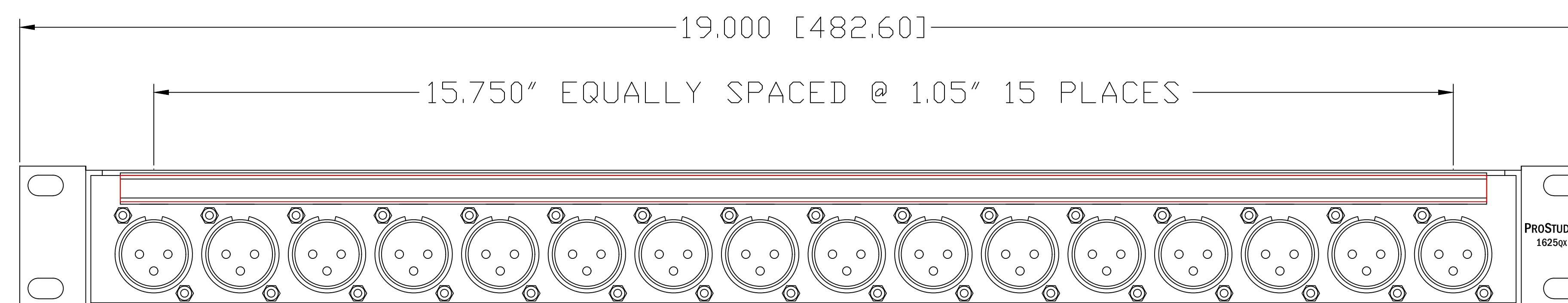
BITTREE RESERVES THE RIGHT TO  
CHANGE OR ALTER SPECIFICATIONS OR  
MATERIALS WITHOUT NOTICE. PROVIDED  
THE FUNCTION AND PERFORMANCE OF  
THE PRODUCT REMAINS REASONABLY  
SIMILAR OR IS IMPROVED.



REAR VIEW



TOP VIEW



DS380-10 .290" X 16.5" Stainless Steel with .320" X 16.562" clear plastic and paper inserts. Clear view .23" X 16.562"

FRONT VIEW



SIDE VIEW

REV.:	DATE: 10/3/2017	BY: G.S.	CHANGES:
-------	-----------------	----------	----------