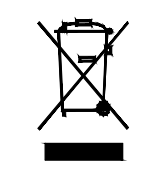




RoHS  
COMPLIANT



# Bittree

## PATCHING SYSTEMS

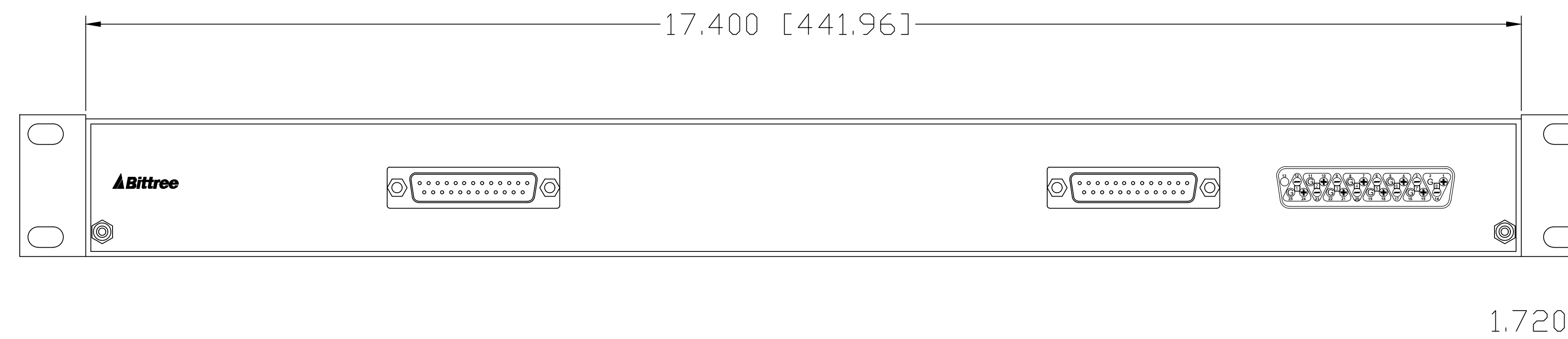
AUDIO, VIDEO, SERIAL DATA

600 WEST ELK AVENUE  
GLENDALE, CA. 91204

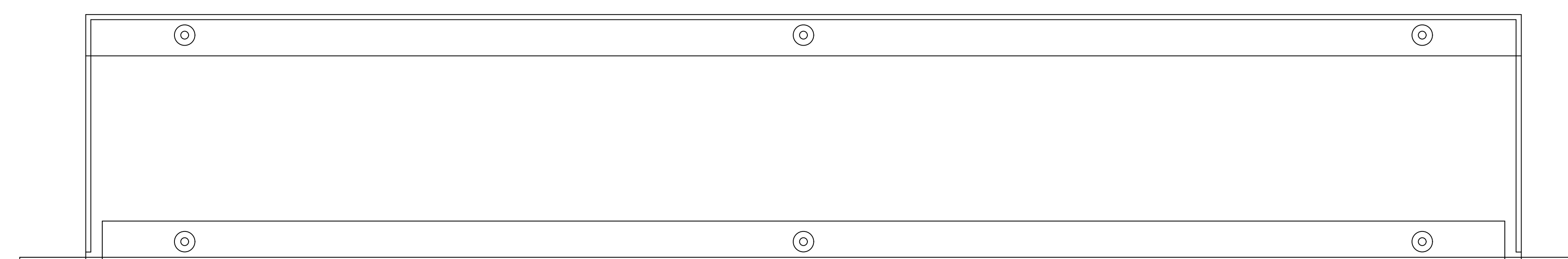
TEL 818 500-8142

FAX 818 500-7062


WWW.BITTREE.COM



REAR VIEW



TOP VIEW



DS380-10 .290" X 16.5" Stainless Steel with .320" X 16.562" clear plastic and paper inserts. Clear view .23" X 16.562"

FRONT VIEW



SIDE VIEW

DATA CONTAINED IN THIS DOCUMENT IS PROPRIETARY AND SHALL NOT BE DISCLOSED, COPIED OR USED FOR PROCUREMENT OR MANUFACTURE WITHOUT EXPRESS WRITTEN PERMISSION OF BITTREE INCORPORATED

DWG. NO.: PS1625QXFM

PART NO.: PS1625QXFM

DESIGNATION: DS250-10-ASSY

LAYER (DS\_INSERT) IS PROVIDED FOR THE CREATION OF LEGEND STRIPS FOR THIS PATCHBAY. THE RED OUTLINE MATCHES THE SIZE OF INSERT. PLEASE NOTE THE VIEWABLE AREA IS LISTED IN NOTES BELOW THE FRONT PANEL VIEW.

DWG. SCALE: FULL

PDF. SCALE: NONE

ALL POSSIBLE CARE HAS BEEN TAKEN IN PREPARING THIS SET OF DRAWINGS. STATEMENTS AND SPECIFICATIONS ARE BELIEVED TRUE BUT CANNOT BE GUARANTEED AND THEREFORE WE ARE NOT RESPONSIBLE FOR ANY INACCURACIES. THIS DOCUMENT SHOULD BE USED AS THE BASIS FOR DESIGN OR TO ESTABLISH SPECIFICATION LIMITS.

BITTREE RESERVES THE RIGHT TO CHANGE OR ALTER SPECIFICATIONS OR MATERIALS WITHOUT NOTICE. PROVIDED THE FUNCTION AND PERFORMANCE OF THE PRODUCT REMAINS REASONABLY SIMILAR OR IS IMPROVED.

REV.:	DATE: 10/3/2017	BY: G.S.	CHANGES:
-------	-----------------	----------	----------