

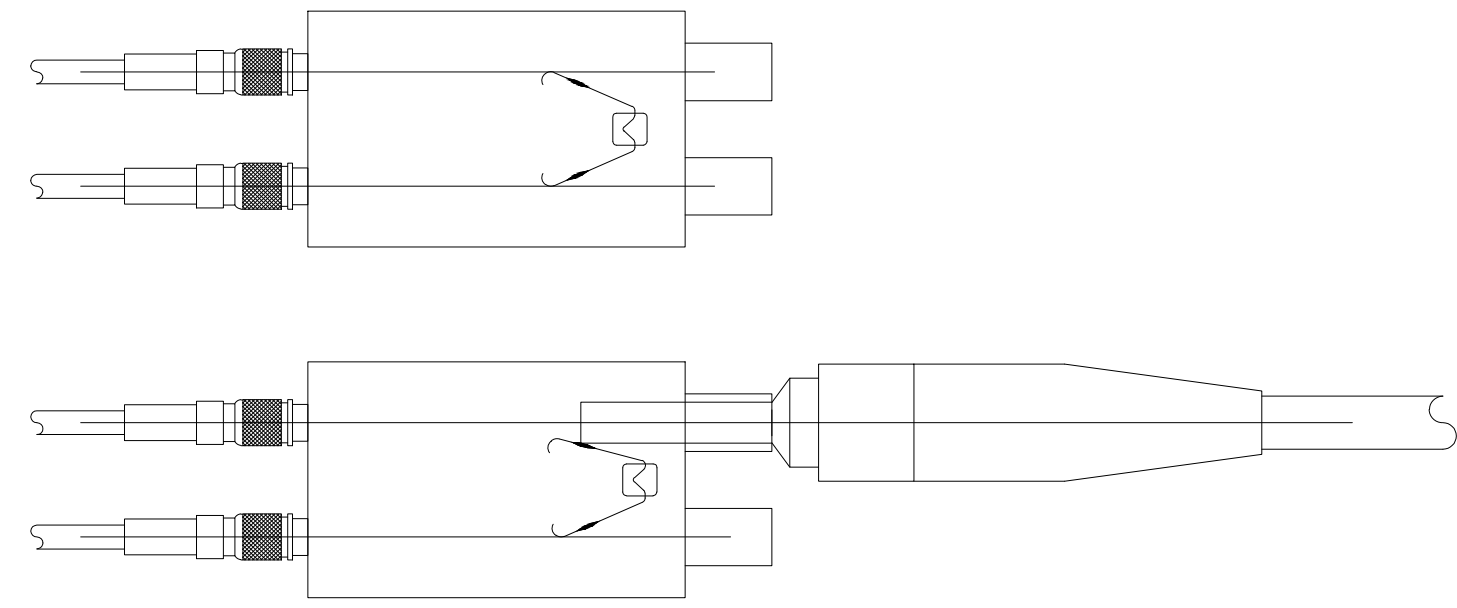


RoHS COMPLIANT



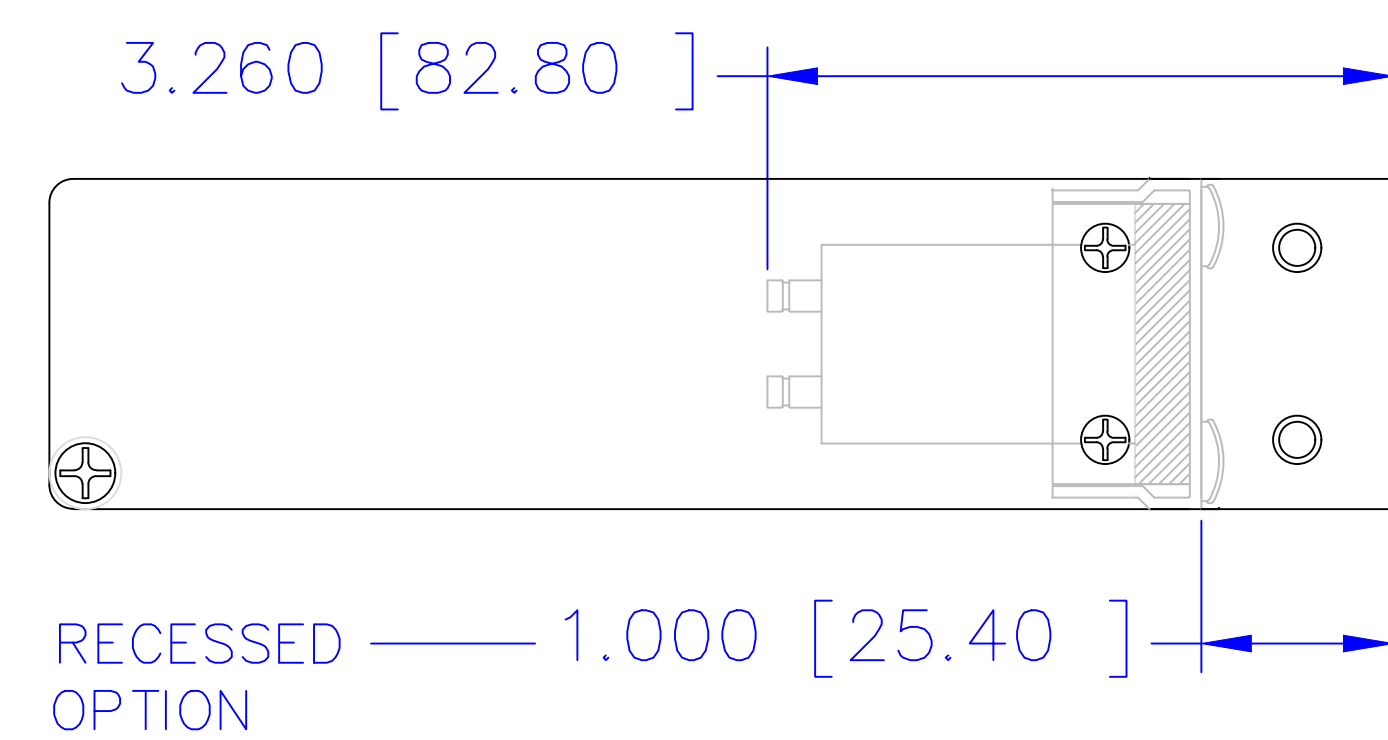
TOOLS AND ACCESSORIES

ITEM DESCRIPTION	ORDER NUMBER
DIN CONNECTOR REMOVAL TOOL LENGTH 12" [304.8 MM]	WS1.0REMT00L
DIN CONNECTOR FOR 1505A CABLE	BIT-DIN15-75
DIN CONNECTOR FOR 1855A CABLE	BIT-DIN18-75

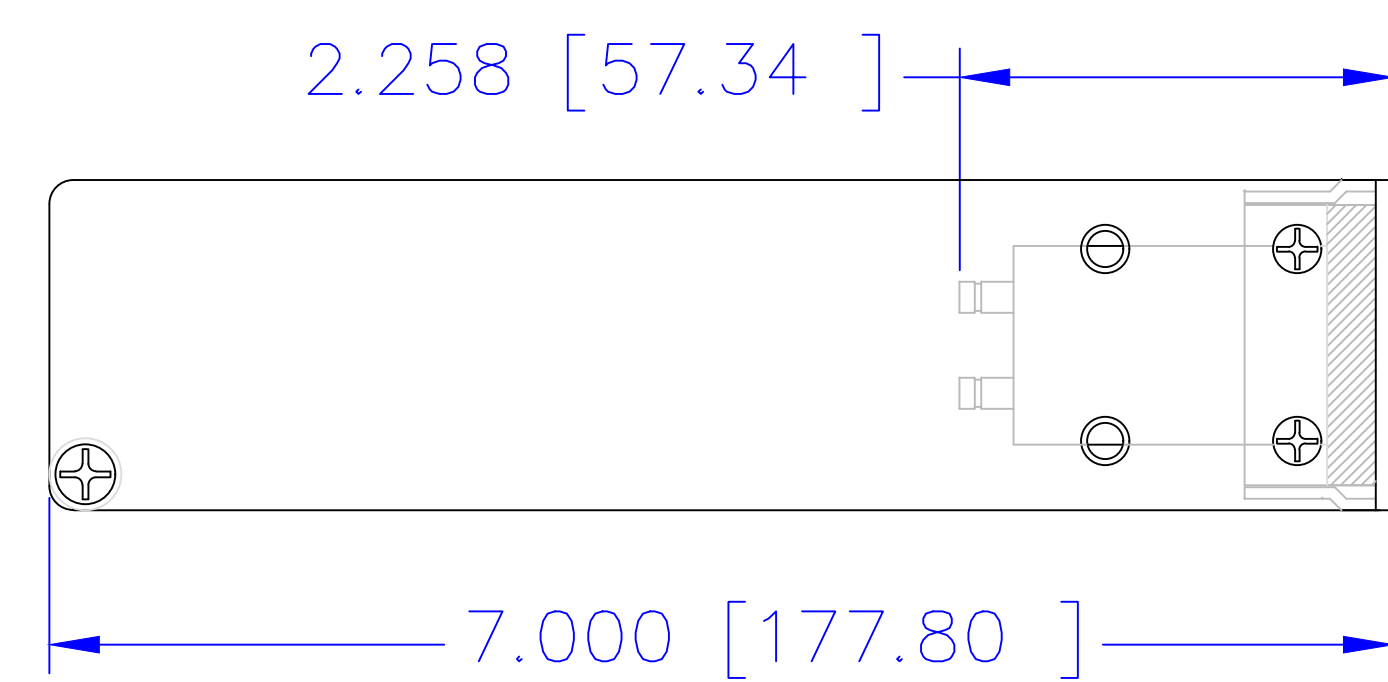


SHOWN AS
FULL-NORMAL AND NON-TERMINATING

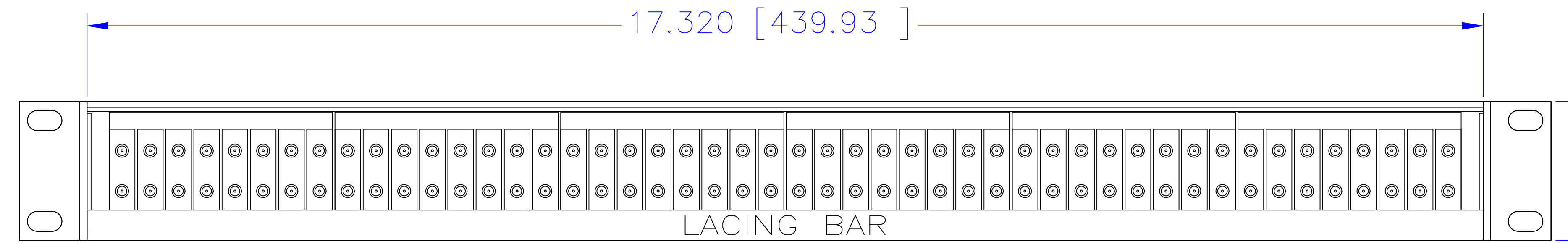
SHOWN RECESSED FROM FRONT



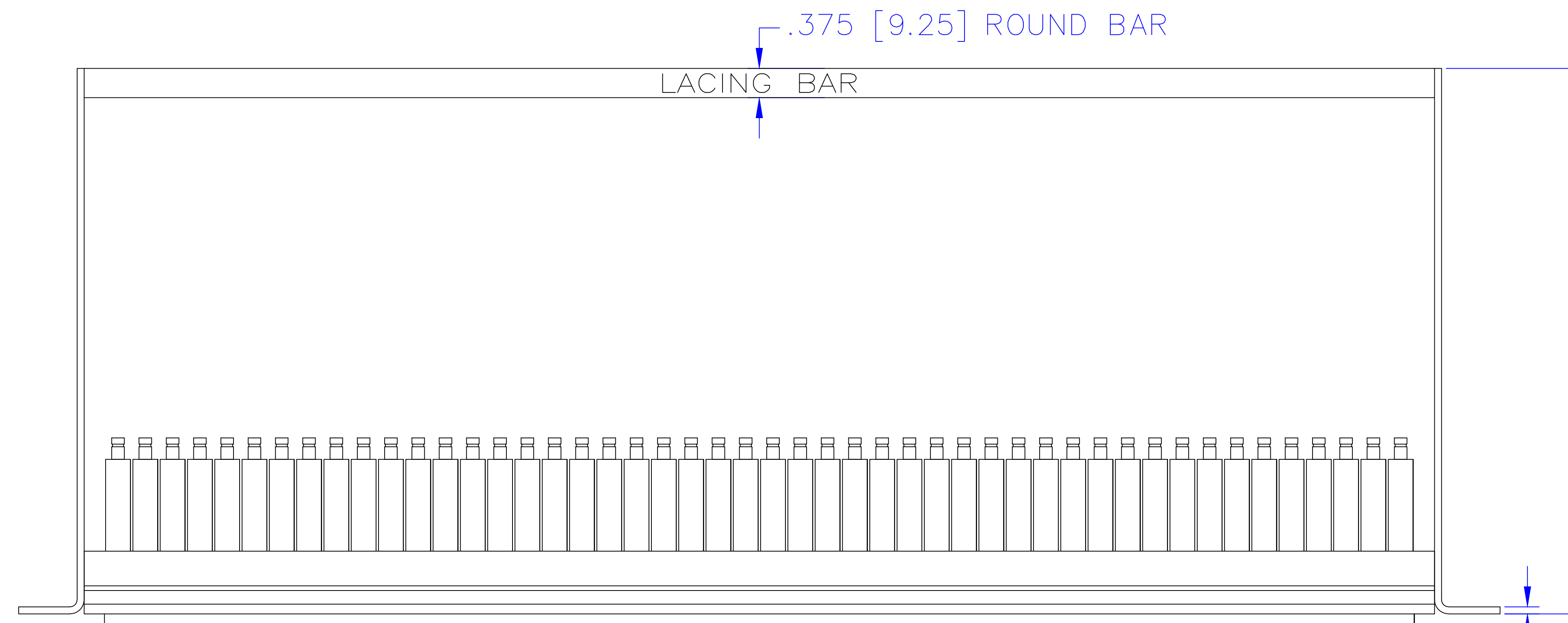
SHOWN EVEN WITH FRONT



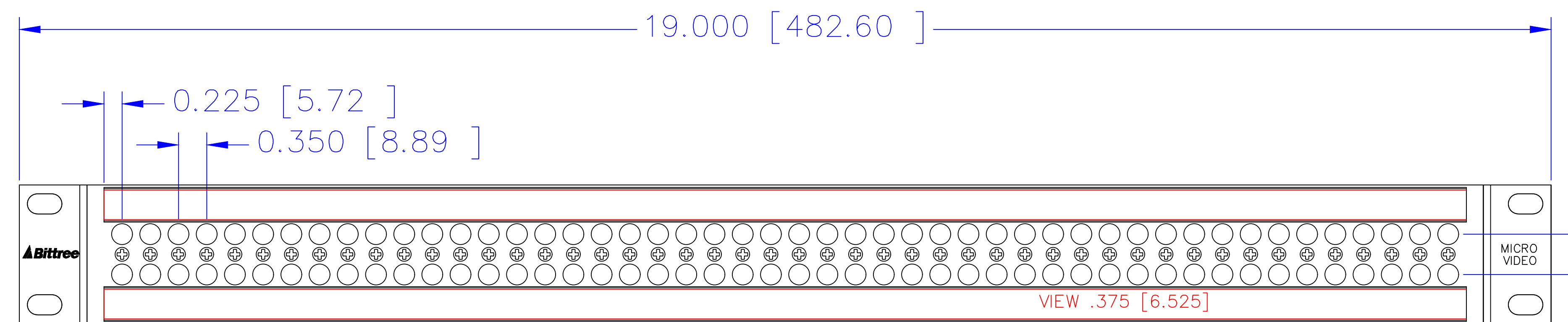
SIDE VIEWS



REAR VIEW



TOP VIEW



DESIGNATION:	PART NBR.	DIMENSIONS
DESIGNATION HOLDER:	DS430-10/B	DS430-10/B, .382 [9.703]x16.9 [429.26]
SNAP-ON CAP:	DS430-10/C	DS430-10/C, .340 [8.636]x16.9 [429.26]

FRONT VIEW



PATCHING SYSTEMS

AUDIO, VIDEO, SERIAL DATA
600 WEST ELK AVENUE
GLENDALE, CA. 91204
TEL 818 500-8142 FAX 818 500-7062
WWW.BITTREE.COM

DATA CONTAINED IN THIS DOCUMENT IS PROPRIETARY AND SHALL NOT BE DISCLOSED, COPIED OR USED FOR PROCUREMENT OR MANUFACTURE WITHOUT EXPRESS WRITTEN PERMISSION OF BITTREE INCORPORATED

DWG. NO.: B96S-2MVNHD

PART NO.: B96S-2MVNHD

DESIGNATION: DS430-10-ASSY

LAYER (DS_INSERT) IS PROVIDED FOR THE CREATION OF LEGEND STRIPS FOR THIS PATCHBAY. THE RED OUTLINE MATCHES THE SIZE OF INSERT. PLEASE NOTE THE VIEWABLE AREA IS LISTED IN NOTES BELOW THE FRONT PANEL VIEW.

DWG. SCALE: FULL

PDF. SCALE: NONE

ALL POSSIBLE CARE HAS BEEN TAKEN IN PREPARING THIS SET OF DRAWINGS. STATEMENTS AND SPECIFICATIONS ARE BELIEVED TRUE BUT CANNOT BE GUARANTEED AND THEREFORE WE ARE NOT RESPONSIBLE FOR ANY INACCURACIES. THIS DOCUMENT SHOULD BE USED AS THE BASIS FOR DESIGN OR TO ESTABLISH SPECIFICATION LIMITS.

BITTREE RESERVES THE RIGHT TO CHANGE OR ALTER SPECIFICATIONS OR MATERIALS WITHOUT NOTICE. PROVIDED THE FUNCTION AND PERFORMANCE OF THE PRODUCT REMAINS REASONABLY SIMILAR OR IS IMPROVED.

NOTE: DS_INSERT LAYER IS A 1:1 SCALED INSERT OUTLINE

REV.:	DATE: 11/15/2017	BY: G.S.	CHANGES:
-------	------------------	----------	----------