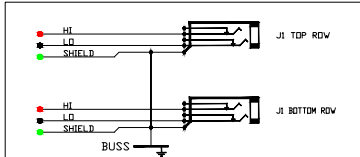
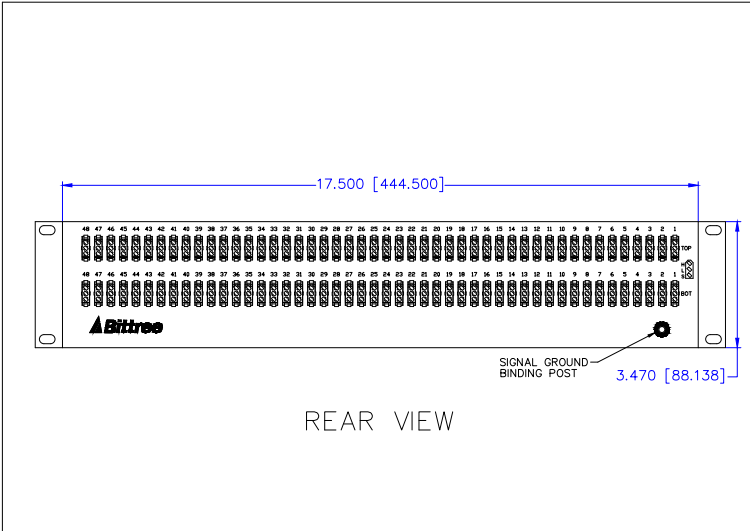




BITTREE 3 PIN CONNECTOR  
REAR VIEW PIN-OUT



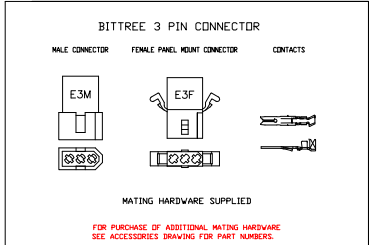
SCHEMATIC  
NON-NORMALED BUSSED GND VIEW



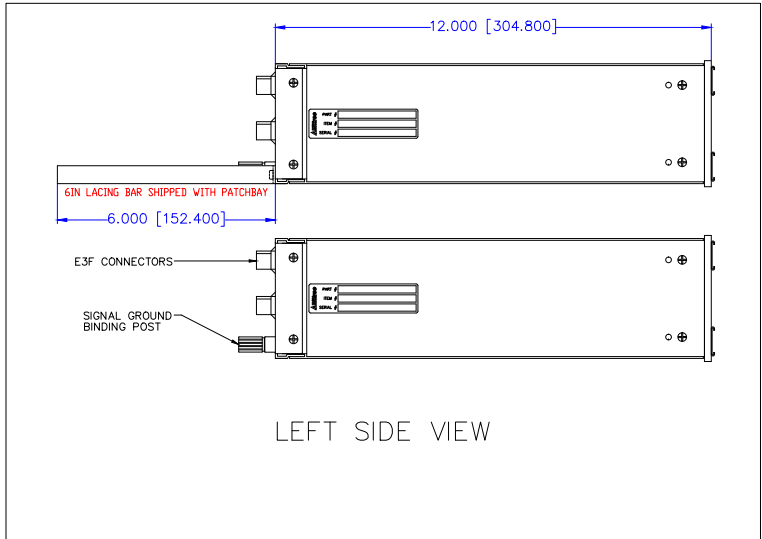
REAR VIEW

TOOLS AND ACCESSORIES PART NUMBERS

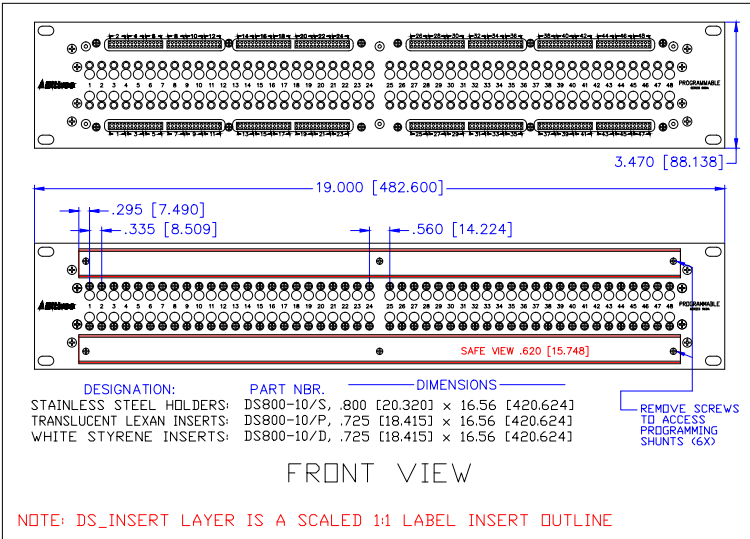
| DESCRIPTION                | PART NUMBER |
|----------------------------|-------------|
| CONTACT CRIMP TOOL         | K2MA-01     |
| CONTACT REMOVAL TOOL       | 516-280-300 |
| CONTACT INSERTION TOOL     | 516-280-400 |
| BITTREE MALE CONNECTOR     | E3M         |
| BITTREE FEMALE CONNECTOR   | E3F         |
| CONNECTOR CONTACTS (PINS)  | E3P         |
| REPLACEMENT HARDWARE KIT   | 9623R       |
| PROGRAMMING SHUNTS (RED)   | 382811-9    |
| PROGRAMMING SHUNTS (WHITE) | 382811-0    |
| LACING BAR 6IN (3524MM)    | LB-17500    |
| LACING BAR 3IN (762MM)     | LB175-3     |



MATING HARDWARE SUPPLIED  
FOR PURCHASE OF ADDITIONAL MATING HARDWARE  
SEE ACCESSORIES DRAWING FOR PART NUMBERS



LEFT SIDE VIEW



FRONT VIEW

NOTE: DS\_INSERT LAYER IS A SCALED 1:1 LABEL INSERT OUTLINE

**Bittree**  
PATCHING SYSTEMS  
AUDIO, VIDEO, SERIAL DATA  
600 WEST ELK AVENUE  
GLENDALE, CA. 91204  
TEL 818 500-8142  
FAX 818 500-7062  
WWW.BITTREE.COM

DATA CONTAINED IN THIS DOCUMENT IS PROPRIETARY AND SHALL NOT BE DISCLOSED, COPIED OR USED FOR PROCUREMENT OR MANUFACTURING WITHOUT EXPRESS WRITTEN PERMISSION OF BITTREE INCORPORATED

DWG. NO.: B96DCNNABTE3M20U12B

PART NO.: B96DC-NNABT/E3 M20U12B

ORDER NO. 969A514

SERIES: 969-A

PANEL HEIGHT: 2 RU (3.470") [88.138 MM]

DESIGNATION: DS800-10-ASSY

FINISH: BLACK POWDER COAT

PANEL MATERIAL: 3/16" [4.7625 MM] ALUMINUM

JACK SCREWS : M3-0.5X12FLPH-S

LAYER (DS\_INSERT) IS PROVIDED FOR THE CREATION OF LEGEND STRIPS FOR THIS PATCHBAY. THE RED OUTLINE MATCHES THE SIZE OF INSERT.  
PLEASE NOTE THE SAFE VIEW AREA IS PRINTED ON THE RIGHT SIDE OF THE DESIGNATION INSERT.

DWG. SCALE : FULL

PDF. SCALE : NONE

ALL POSSIBLE CARE HAS BEEN TAKEN IN PREPARING THIS SET OF DRAWINGS. STATEMENTS AND SPECIFICATIONS ARE BELIEVED TRUE BUT CANNOT BE GUARANTEED AND THEREFORE WE ARE NOT RESPONSIBLE FOR ANY INACCURACIES. THIS DOCUMENT SHOULD BE USED AS THE BASIS FOR DESIGN OR TO ESTABLISH SPECIFICATION LIMITS.

BITTREE RESERVES THE RIGHT TO CHANGE OR ALTER SPECIFICATIONS OR MATERIALS WITHOUT NOTICE, PROVIDED THE FUNCTION AND PERFORMANCE OF THE PRODUCT REMAINS REASONABLY SIMILAR OR IS IMPROVED.