



PATCHING SYSTEMS

AUDIO, VIDEO, SERIAL DATA

600 WEST ELK AVENUE  
GLENDALE, CA. 91204

TEL 818 500-8142

FAX 818 500-7062

WWW.BITTREE.COM

DATA CONTAINED IN THIS DOCUMENT IS PROPRIETARY AND SHALL NOT BE DISCLOSED, COPIED OR USED FOR PROCUREMENT OR MANUFACTURING WITHOUT EXPRESS WRITTEN PERMISSION OF BITTREE INCORPORATED

DWG. NO.:  
B96DCHNAITD25M20U12B

PART NO.:  
B96DC-HNAIT/D25 M20U12B

ORDER NO. 969A014

SERIES: 969-A

PANEL HEIGHT:  
2 RU (3.470") [88.138 MM]

DESIGNATION: DS800-10-ASSY

FINISH:  
BLACK POWDER COAT

PANEL MATERIAL:  
3/16" [4.7625 MM] ALUMINUM

JACK SCREWS :  
M3-0.5X12FLPH-S

LAYER (DS\_INSERT) IS PROVIDED FOR THE CREATION OF LEGEND STRIPS FOR THIS PATCHBAY. THE RED OUTLINE MATCHES THE SIZE OF INSERT.  
PLEASE NOTE THE SAFE VIEW AREA IS PRINTED ON THE RIGHT SIDE OF THE DESIGNATION INSERT.

DWG. SCALE : FULL

PDF. SCALE : NONE

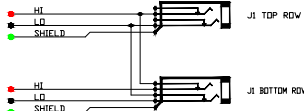
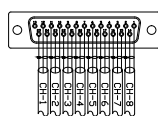
ALL POSSIBLE CARE HAS BEEN TAKEN IN PREPARING THIS SET OF DRAWINGS. STATEMENTS AND SPECIFICATIONS ARE BELIEVED TRUE BUT CANNOT BE GUARANTEED AND THEREFORE WE ARE NOT RESPONSIBLE FOR ANY INACCURACIES. THIS DOCUMENT SHOULD BE USED AS THE BASIS FOR DESIGN OR TO ESTABLISH SPECIFICATION LIMITS.

BITTREE RESERVES THE RIGHT TO CHANGE OR ALTER SPECIFICATIONS OR MATERIALS WITHOUT NOTICE, PROVIDED THE FUNCTION AND PERFORMANCE OF THE PRODUCT REMAINS REASONABLY SIMILAR OR IS IMPROVED.

D48B STANDARD  
CHART FOR DB25 PIN-OUT

PAIR	HI	LO	SH
1	24	12	25
2	10	23	11
3	21	9	22
4	7	20	8
5	18	6	19
6	4	17	5
7	15	3	16
8	1	14	2

DB25 MALE CONNECTOR  
REAR VIEW



SCHEMATIC  
HALF-NORMALED ISOLATED GND VIEW

### TOOLS AND ACCESSORIES PART NUMBERS

DESCRIPTION	PART NUMBER
PROGRAMMING SHUNTS (RED)	388811-9
PROGRAMMING SHUNTS (WHITE)	388811-0
LACING BAR 6IN (152.4MM)	LB-17500
LACING BAR 3IN (76.2MM)	LB175-3
DB25 MALE WITH SOLDER PIN	DS-25P/T
25 PIN DSUB METAL HOOD	DM-25C

### DB25M CONNECTOR

MALE CONNECTOR FRONT VIEW



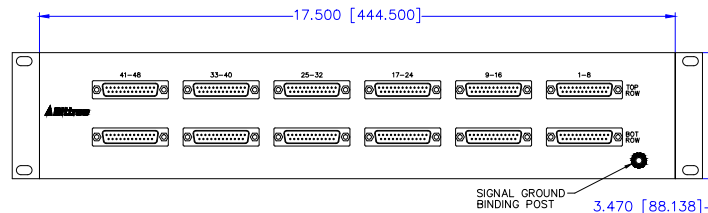
DB25 HOOD BACKSHELL



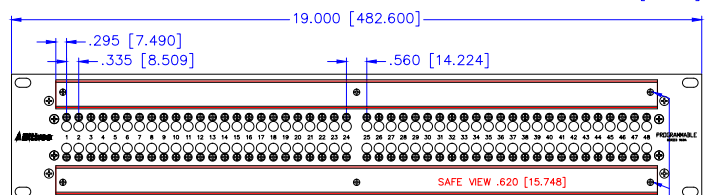
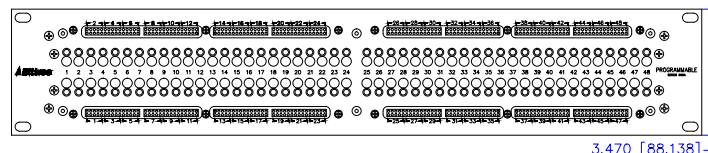
MALE CONNECTOR REAR VIEW



FOR PURCHASE OF MALE DB25M MATING HARDWARE  
SEE ACCESSORIES DRAWING FOR PART NUMBERS.



REAR VIEW



DESIGNATION:	PART NBR.	DIMENSIONS
STAINLESS STEEL HOLDERS:	DS800-10/S, .800	[20.320] × 16.56 [420.624]
TRANSLUCENT LEXAN INSERTS:	DS800-10/P, .725	[18.415] × 16.56 [420.624]
WHITE STYRENE INSERTS:	DS800-10/D, .725	[18.415] × 16.56 [420.624]

REMOVE SCREWS TO ACCESS PROGRAMMING SHUNTS (6X)

FRONT VIEW

NOTE: DS\_INSERT LAYER IS A SCALED 1:1 LABEL INSERT OUTLINE

DB25 CONNECTORS

SIGNAL GROUND BINDING POST

LEFT SIDE VIEW

REV.: 0.0 DATE: 02-15-16 BY: 401 CHANGES: TEMPLATE UPDATE