



RoHS COMPLIANT



PATCHING SYSTEMS

AUDIO, VIDEO, DATA

600 WEST ELK AVENUE
GLENDALE, CA. 91204

TEL 818 500-8142
FAX 818 500-7062
WWW.BITTREE.COM

DATA CONTAINED IN THIS DOCUMENT IS PROPRIETARY AND SHALL NOT BE DISCLOSED, COPIED OR USED FOR PROCUREMENT OR MANUFACTURE WITHOUT EXPRESS WRITTEN PERMISSION OF BITTREE INCORPORATED

DWG. NO.: B96DCFNIBHE3M2DU12B
PART NO.: B96DC-FNIBH/E3 M2DU12B
DESIGNATION: DS800-10-ASSY

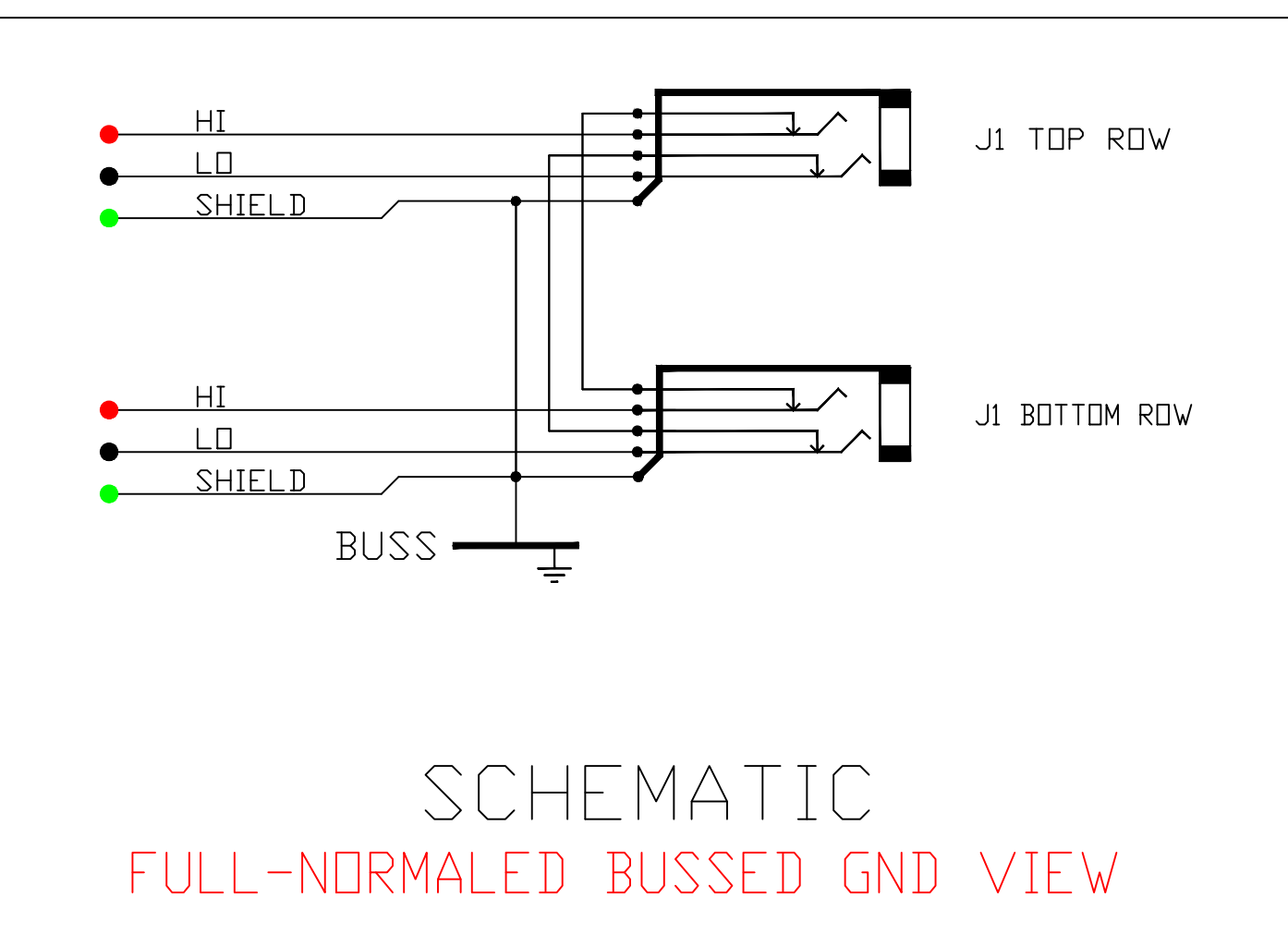
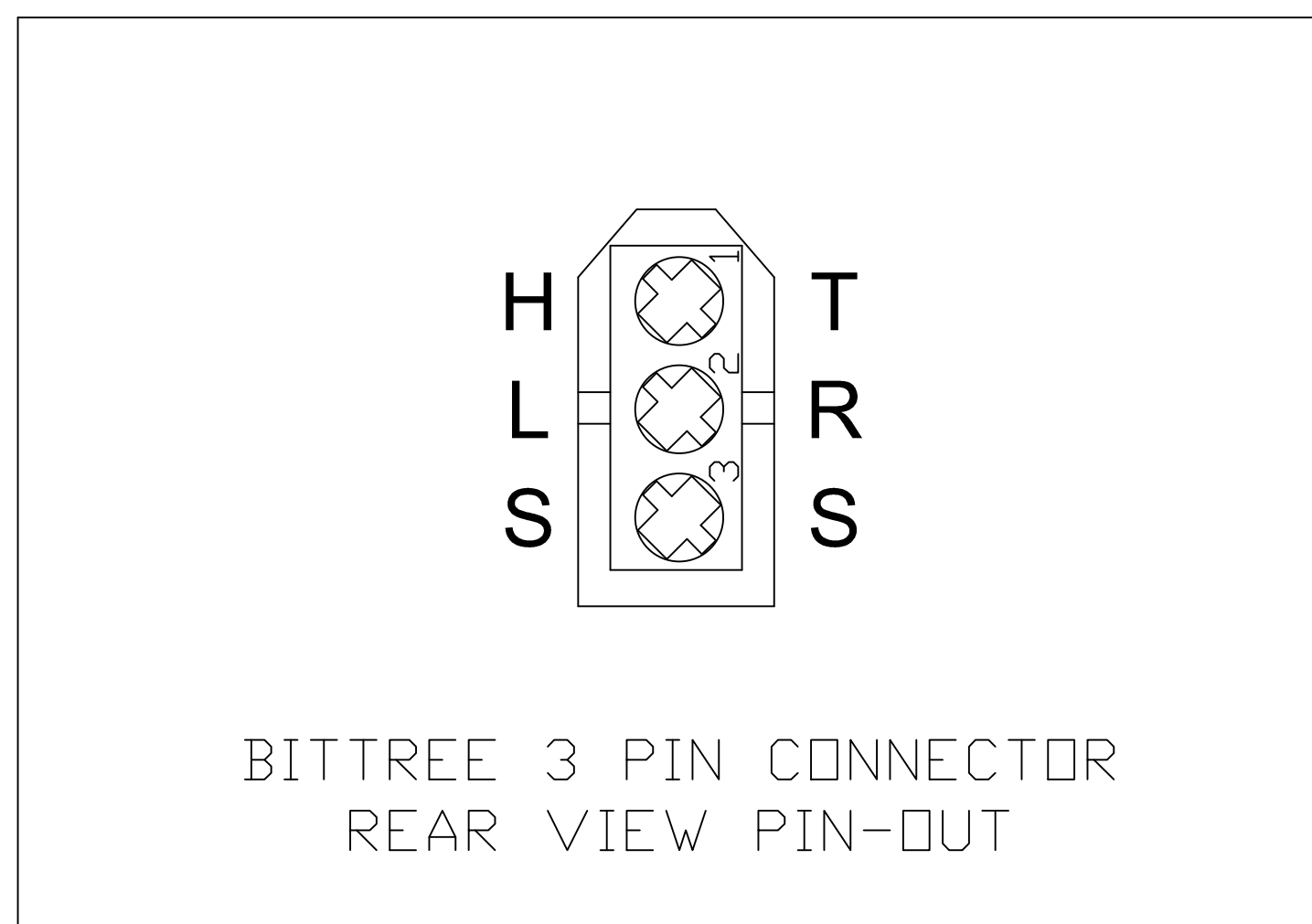
LAYER (DS_INSERT) IS PROVIDED FOR THE CREATION OF LEGEND STRIPS FOR THIS PATCHBAY. THE RED OUTLINE MATCHES THE SIZE OF INSERT. PLEASE NOTE THE VIEWABLE AREA IS LISTED IN NOTES BELOW THE FRONT PANEL VIEW.

DWG. SCALE: FULL

PDF. SCALE: NONE

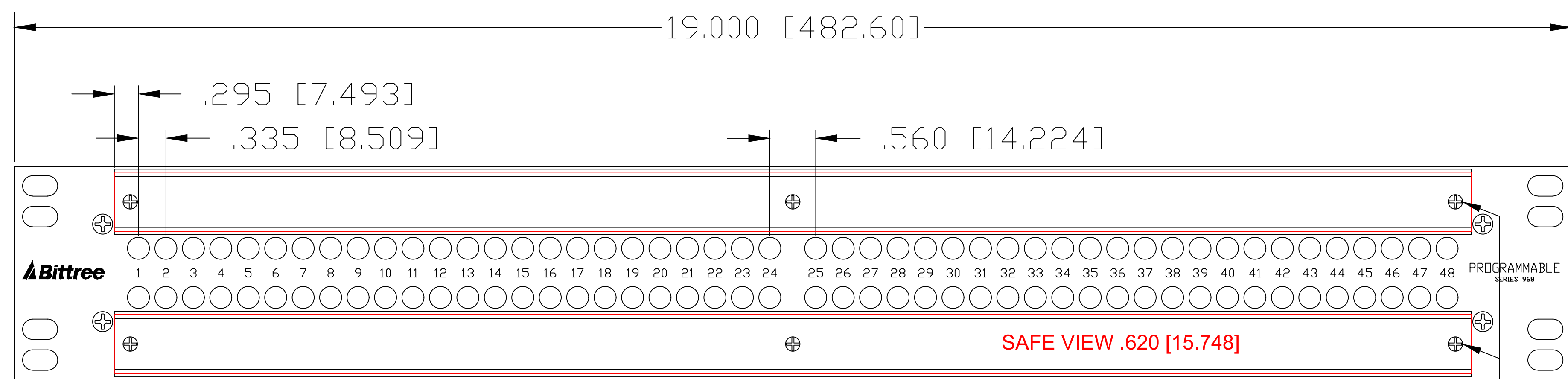
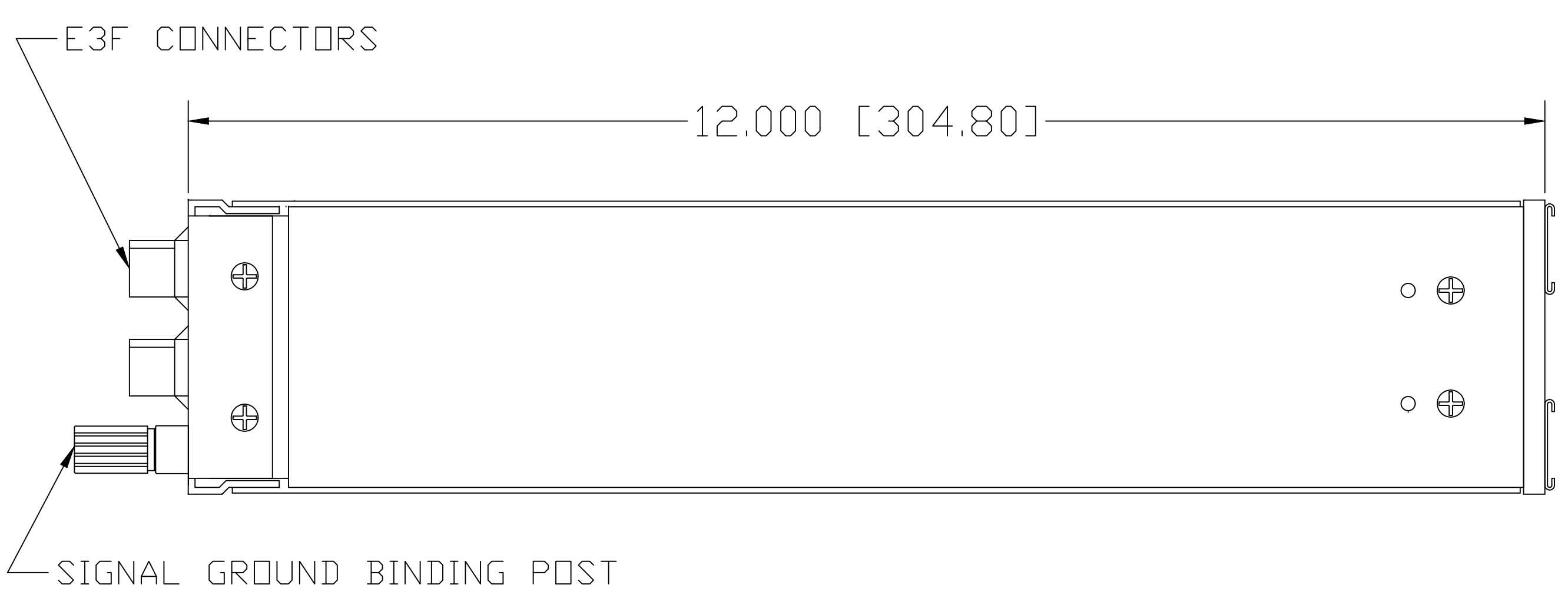
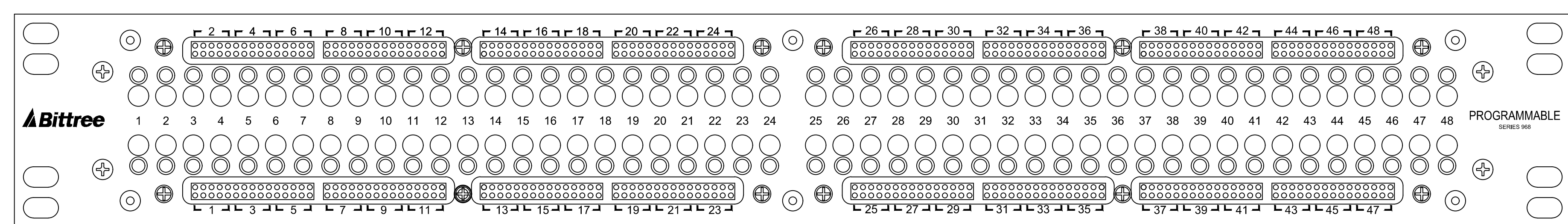
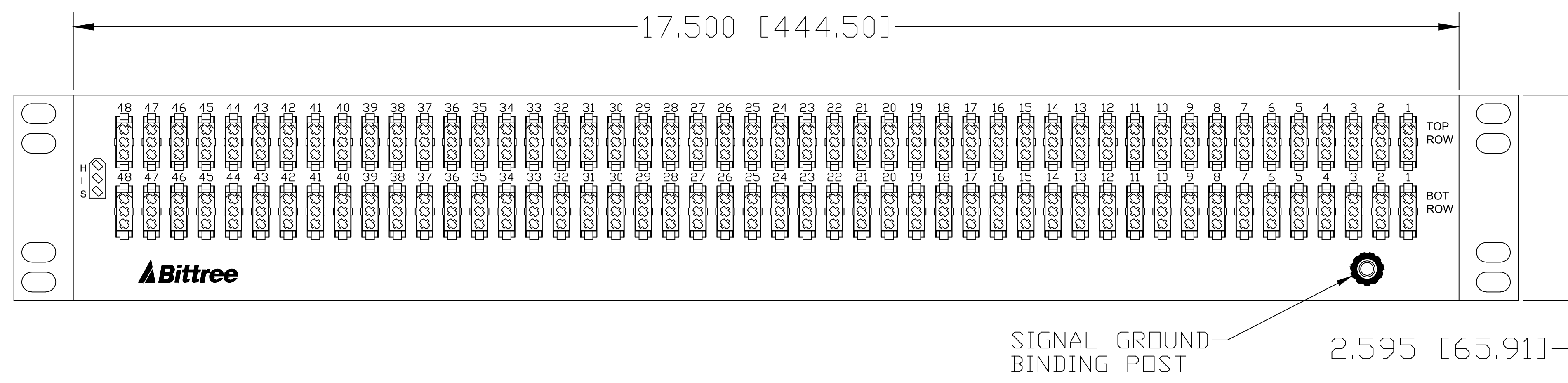
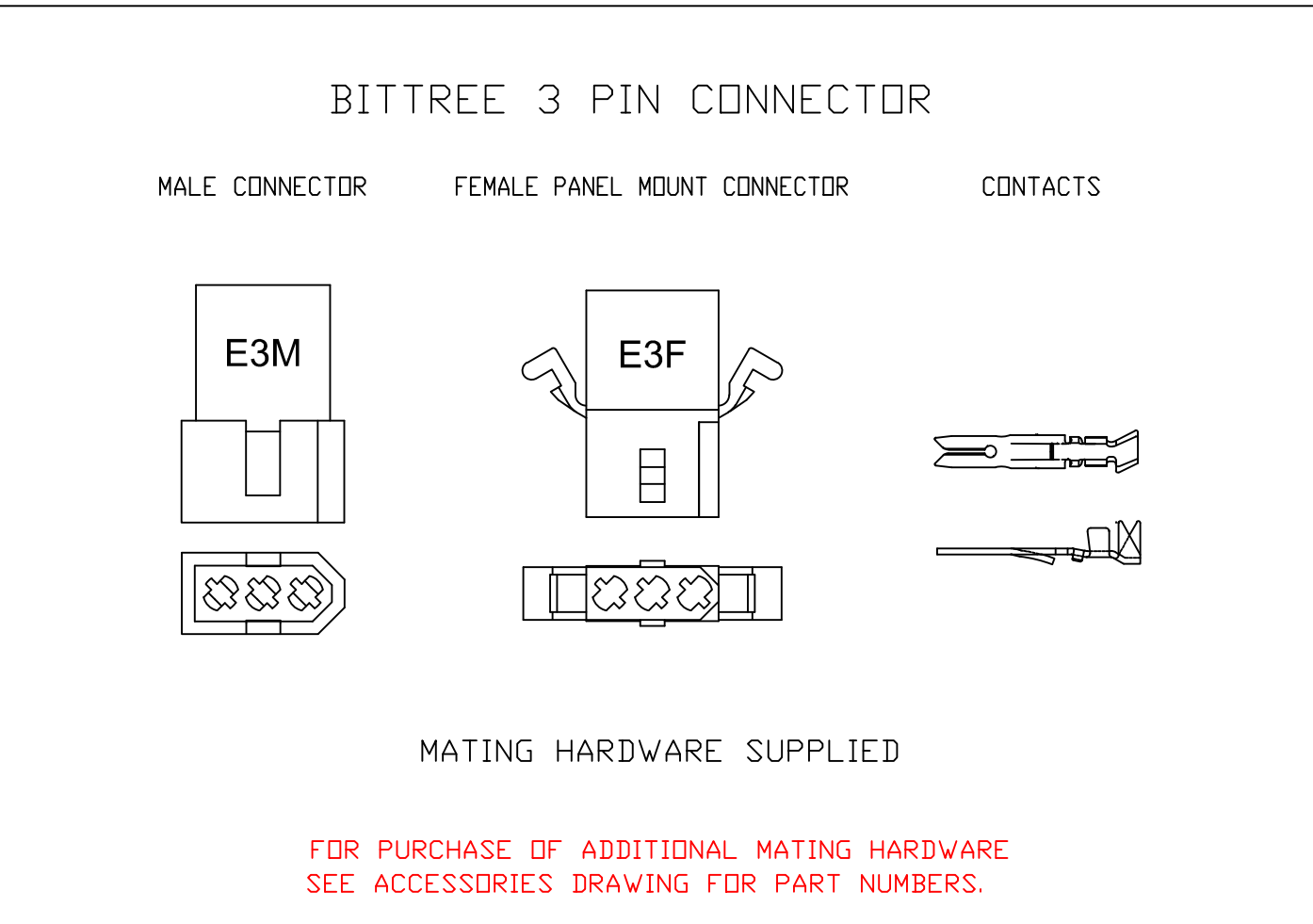
ALL POSSIBLE CARE HAS BEEN TAKEN IN PREPARING THIS SET OF DRAWINGS. STATEMENTS AND SPECIFICATIONS ARE BELIEVED TRUE BUT CANNOT BE GUARANTEED AND THEREFORE WE ARE NOT RESPONSIBLE FOR ANY INACCURACIES. THIS DOCUMENT SHOULD BE USED AS THE BASIS FOR DESIGN OR TO ESTABLISH SPECIFICATION LIMITS.

BITTREE RESERVES THE RIGHT TO CHANGE OR ALTER SPECIFICATIONS OR MATERIALS WITHOUT NOTICE. PROVIDED THE FUNCTION AND PERFORMANCE OF THE PRODUCT REMAINS REASONABLY SIMILAR OR IS IMPROVED.



TOOLS AND ACCESSORIES PART NUMBERS

| DESCRIPTION | PART NUMBER |
|----------------------------|-------------|
| CONTACT CRIMP TOOL | K2MA-01 |
| CONTACT REMOVAL TOOL | S16-280-300 |
| CONTACT INSERTION TOOL | S16-280-400 |
| BITTREE MALE CONNECTOR | E3M |
| BITTREE FEMALE CONNECTOR | E3F |
| CONNECTOR CONTACTS (PINS) | EPIN |
| REPLACEMENT HARDWARE KIT | 9603R |
| PROGRAMMING SHUNTS (RED) | 382B11-9 |
| PROGRAMMING SHUNTS (WHITE) | 382B11-0 |
| LACING BAR 6IN (152.4MM) | LB-17500 |
| LACING BAR 3IN (76.2MM) | LB175-3 |



DESIGNATION: PART NBR. DIMENSIONS

| | | |
|----------------------------|-------------|----------------------------------|
| STAINLESS STEEL HOLDERS: | DS800-10/S, | .800 [20.320] x 16.560 [420.624] |
| TRANSLUCENT LEXAN INSERTS: | DS800-10/P, | .725 [18.415] x 16.560 [420.624] |
| WHITE STYRENE INSERTS: | DS800-10/D, | .725 [18.415] x 16.560 [420.624] |

REMOVE SCREWS TO ACCESS PROGRAMMING SHUNTS (6X)

NOTE: DS_INSERT LAYER IS A SCALED 1:1 LABEL INSERT OUTLINE

| | | | |
|-------|------------------|----------|----------|
| REV.: | DATE: 10/19/2017 | BY: G.S. | CHANGES: |
|-------|------------------|----------|----------|