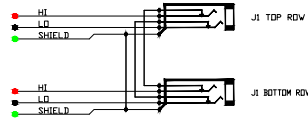
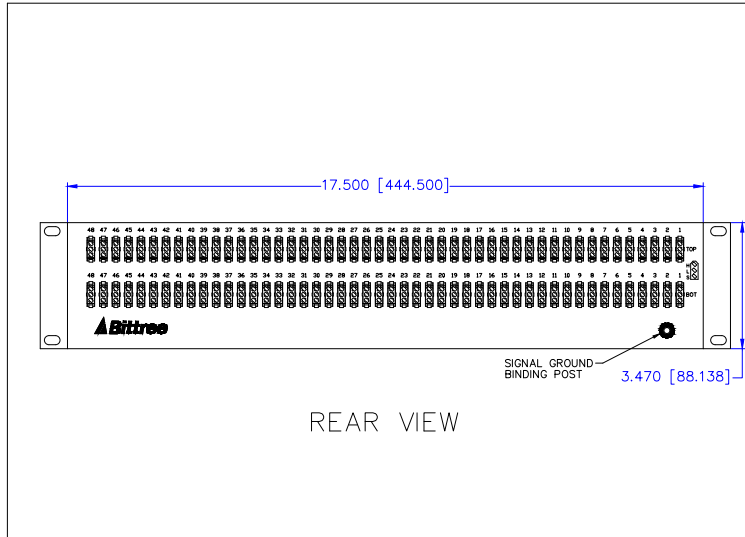




BITTREE 3 PIN CONNECTOR
REAR VIEW PIN-OUT



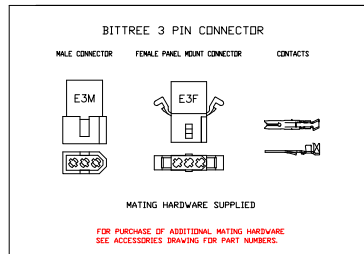
SCHEMATIC
FULL-NORMALIZED LOOPED GND VIEW



REAR VIEW

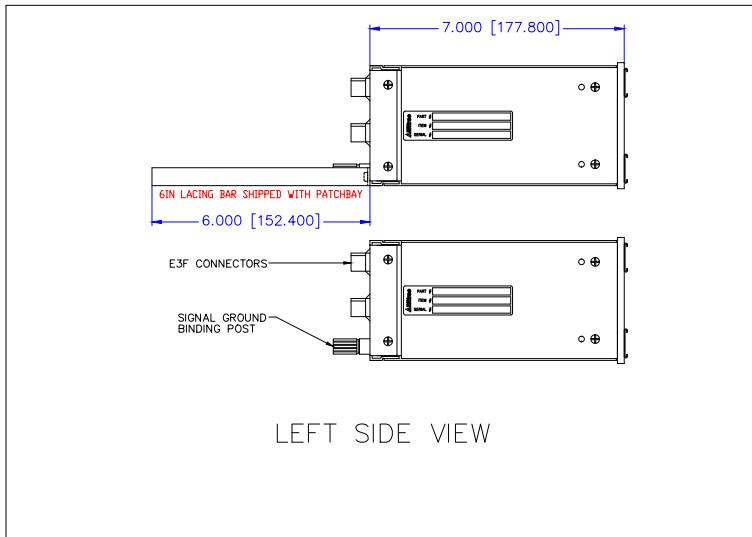
TOOLS AND ACCESSORIES PART NUMBERS

DESCRIPTION	PART NUMBER
CONTACT CRIMP TOOL	K2MA-01
CONTACT REMOVAL TOOL	516-280-300
CONTACT INSERTION TOOL	516-280-400
BITTREE MALE CONNECTOR	E3M
BITTREE FEMALE CONNECTOR	E3F
CONNECTOR CONTACTS (PINS)	EPIN
REPLACEMENT HARDWARE KIT	9623R
PROGRAMMING SHUNTS (RED)	382811-9
PROGRAMMING SHUNTS (WHITE)	382811-0
LACING BAR 6IN (32.4MM)	LB-17500
LACING BAR 3IN (76.2MM)	LB175-3

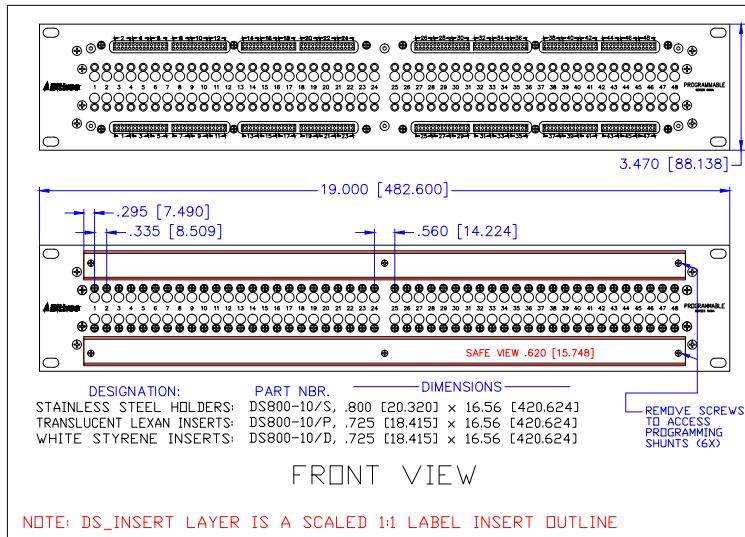


MATING HARDWARE SUPPLIED

FOR PURCHASE OF ADDITIONAL MATING HARDWARE
SEE ACCESSORIES DRAWING FOR PART NUMBERS



LEFT SIDE VIEW



FRONT VIEW

NOTE: DS_INSERT LAYER IS A SCALED 1:1 LABEL INSERT OUTLINE

DESIGNATION:	PART NBR.	DIMENSIONS
STAINLESS STEEL HOLDERS:	DS800-10/S, .800	[20.320] × 16.56 [420.624]
TRANSLUCENT LEXAN INSERTS:	DS800-10/P, .725	[18.415] × 16.56 [420.624]
WHITE STYRENE INSERTS:	DS800-10/D, .725	[18.415] × 16.56 [420.624]

REMOVE SCREWS
TO ACCESS
PROGRAMMING
SHUNTS (6X)



PATCHING SYSTEMS

AUDIO, VIDEO, SERIAL DATA
600 WEST ELK AVENUE
GLENDALE, CA. 91204
TEL 818 500-8142
FAX 818 500-7062
WWW.BITTREE.COM

DATA CONTAINED IN THIS DOCUMENT IS PROPRIETARY AND SHALL NOT BE DISCLOSED, COPIED OR USED FOR PROCUREMENT OR MANUFACTURING WITHOUT EXPRESS WRITTEN PERMISSION OF BITTREE INCORPORATED

DWG. NO.:
B96DCFNALTE3M20U7B

PART NO.:
B96DC-FNALT/E3 M20U7B

ORDER NO. 969A259

SERIES: 969-A

PANEL HEIGHT:
2 RU (3.470") [88.138 MM]

DESIGNATION: DS800-10-ASSY

FINISH:
BLACK POWDER COAT

PANEL MATERIAL:
3/16" [4.7625 MM] ALUMINUM

JACK SCREWS :
M3-0.5X12FLPH-S

LAYER (DS_INSERT) IS PROVIDED FOR THE CREATION OF LEGEND STRIPS FOR THIS PATCHBAY. THE RED OUTLINE MATCHES THE SIZE OF INSERT.
PLEASE NOTE THE SAFE VIEW AREA IS PRINTED ON THE RIGHT SIDE OF THE DESIGNATION INSERT.

DWG. SCALE : FULL

PDF. SCALE : NONE

ALL POSSIBLE CARE HAS BEEN TAKEN IN PREPARING THIS SET OF DRAWINGS. STATEMENTS AND SPECIFICATIONS ARE BELIEVED TRUE BUT CANNOT BE GUARANTEED AND THEREFORE WE ARE NOT RESPONSIBLE FOR ANY INACCURACIES. THIS DOCUMENT SHOULD BE USED AS THE BASIS FOR DESIGN OR TO ESTABLISH SPECIFICATION LIMITS.

BITTREE RESERVES THE RIGHT TO CHANGE OR ALTER SPECIFICATIONS OR MATERIALS WITHOUT NOTICE, PROVIDED THE FUNCTION AND PERFORMANCE OF THE PRODUCT REMAINS REASONABLY SIMILAR OR IS IMPROVED.