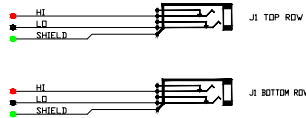




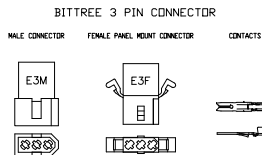
BITTREE 3 PIN CONNECTOR
REAR VIEW PIN-OUT



SCHEMATIC
NON-NORMALED ISOLATED GND VIEW

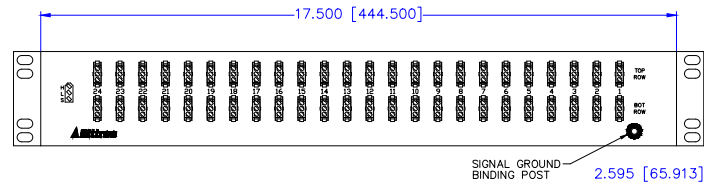
TOOLS AND ACCESSORIES PART NUMBERS

| DESCRIPTION | PART NUMBER |
|----------------------------|-------------|
| CONTACT CRIMP TOOL | K2MA-01 |
| CONTACT REMOVAL TOOL | 316-280-300 |
| CONTACT INSERTION TOOL | 316-280-400 |
| BITTREE MALE CONNECTOR | E3M |
| BITTREE FEMALE CONNECTOR | E3F |
| CONNECTOR CONTACTS (PINS) | E3PIN |
| REPLACEMENT HARDWARE KIT | 4893R |
| PROGRAMMING SHUNTS (RED) | 382811-9 |
| PROGRAMMING SHUNTS (WHITE) | 382811-0 |
| LACING BAR 6IN (152.4MM) | LB-17500 |
| LACING BAR 3IN (76.2MM) | LB175-3 |

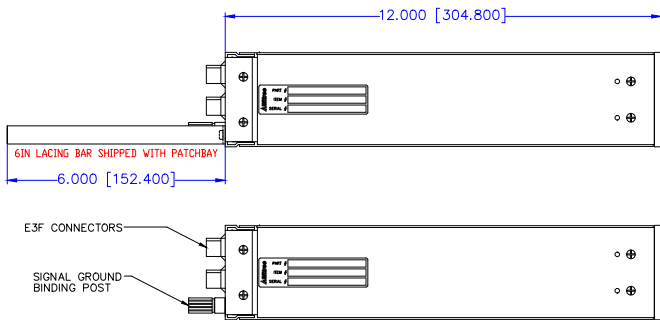


MATING HARDWARE SUPPLIED

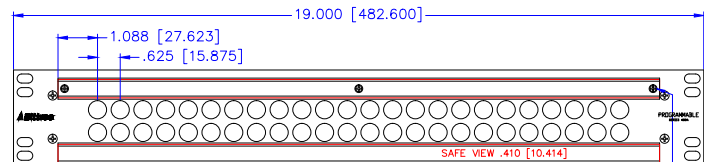
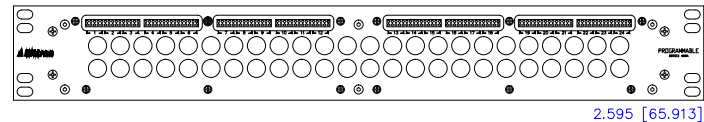
FOR PURCHASE OF ADDITIONAL MATING HARDWARE
SEE ACCESSORIES DRAWING FOR PART NUMBERS



REAR VIEW



LEFT SIDE VIEW



| DESIGNATION: | PART NBR. | DIMENSIONS |
|----------------------------|---|------------|
| STAINLESS STEEL HOLDERS: | DS580-10/S, .580 [14.732] × 16.56 [420.620] | |
| TRANSLUCENT LEXAN INSERTS: | DS580-10/P, .505 [12.827] × 16.56 [420.624] | |
| WHITE STYRENE INSERTS: | DS580-10/D, .505 [12.827] × 16.56 [420.624] | |

REMOVE SCREWS
TO ACCESS
PROGRAMMING
SHUNTS (GX)

FRONT VIEW

NOTE: DS_INSERT LAYER IS A SCALED 1:1 LABEL INSERT OUTLINE



PATCHING SYSTEMS

AUDIO, VIDEO, SERIAL DATA
600 WEST ELK AVENUE
GLENDALE, CA. 91204
TEL 818 500-8142
FAX 818 500-7062
WWW.BITTREE.COM

DATA CONTAINED IN THIS DOCUMENT IS PROPRIETARY AND SHALL NOT BE DISCLOSED, COPIED OR USED FOR PROCUREMENT OR MANUFACTURING WITHOUT EXPRESS WRITTEN PERMISSION OF BITTREE INCORPORATED

DWG. NO.:
B48DCNNPIHE3M2OU12L

PART NO.:
B48DC-NNPIH/E3 M2OU12L

ORDER NO. 489206

SERIES: 489

PANEL HEIGHT:
1.5 RU (2.595") [65.913 MM]

DESIGNATION: DS580-10-ASSY

FINISH:
BLACK POWDER COAT

PANEL MATERIAL:
3/16" [4.7625 MM] ALUMINUM

JACK SCREWS :
6-32X3/8FLPH

LAYER (DS_INSERT) IS PROVIDED FOR THE CREATION OF LEGEND STRIPS FOR THIS PATCHBAY. THE RED OUTLINE MATCHES THE SIZE OF INSERT.
PLEASE NOTE THE SAFE VIEW AREA IS PRINTED ON THE RIGHT SIDE OF THE DESIGNATION INSERT.

DWG. SCALE : FULL

PDF. SCALE : NONE

ALL POSSIBLE CARE HAS BEEN TAKEN IN PREPARING THIS SET OF DRAWINGS. STATEMENTS AND SPECIFICATIONS ARE BELIEVED TRUE BUT CANNOT BE GUARANTEED AND THEREFORE WE ARE NOT RESPONSIBLE FOR ANY INACCURACIES. THIS DOCUMENT SHOULD BE USED AS THE BASIS FOR DESIGN OR TO ESTABLISH SPECIFICATION LIMITS.

BITTREE RESERVES THE RIGHT TO CHANGE OR ALTER SPECIFICATIONS OR MATERIALS WITHOUT NOTICE, PROVIDED THE FUNCTION AND AND PERFORMANCE OF THE PRODUCT REMAINS REASONABLY SIMILAR OR IS IMPROVED.