E90 PIN-OUT

CHANNEL/PR	RIGHT/LOW	SHIELD
1	A	H
2	B	J
3	C	K
4	D	L
5	E	N
6	F	R
7	X	AE
8	Y	AF
9	Z	AH
10	AA	AJ
11	AB	AK
12	AC	AL
13	BJ	BS
14	BK	BT
15	BL	BU
16	BM	BV
17	BN	BW
18	BP	BX
19	CF	CN
20	CH	CP
21	CJ	CR
22	CK	CS
23	CL	CT
24	CM	CU
25	AV	AZ
26	AW	BA

MALE CONNECTOR REAR VIEW
(CONTACT INSERTION PATTERN)

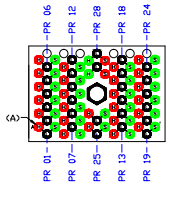

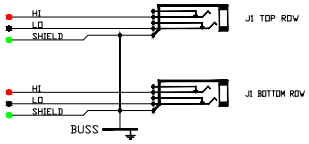

SCHEMATIC

NON-NORMALED BUSSED GND VIEW

TOOLS AND ACCESSORIES PART NUMBERS

DESCRIPTION	PART NUMBER
CONTACT CRIMP TOOL	K2MA-01
CONTACT REMOVAL TOOL	516-280-300
CONTACT INSERTION TOOL	516-280-400
90 PIN MALE CONNECTOR WITH SCREW	E90MS
90 PIN FEMALE CONNECTOR WITH NUT	E90FN
CONNECTOR CONTACTS (PINS)	EPIN
REPLACEMENT HARDWARE KIT	4890R
PROGRAMMING SHUNTS (RED)	382811-9
PROGRAMMING SHUNTS (WHITE)	382811-0

ELCO/EDAC 90 PIN CONNECTOR

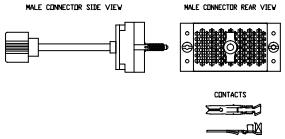

MATING HARDWARE SUPPLIED

FOR PURCHASE OF ADDITIONAL MATING HARDWARE
SEE ACCESSORIES DRAWING FOR PART NUMBERS.

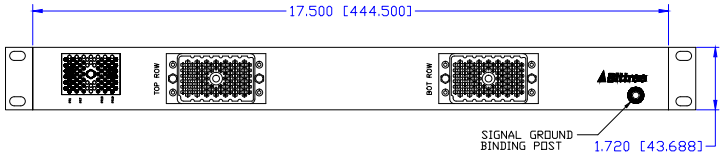

REAR VIEW

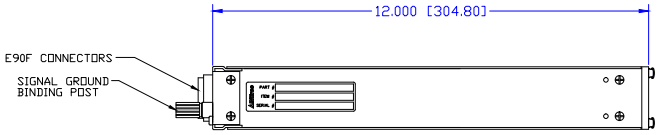

LEFT SIDE VIEW

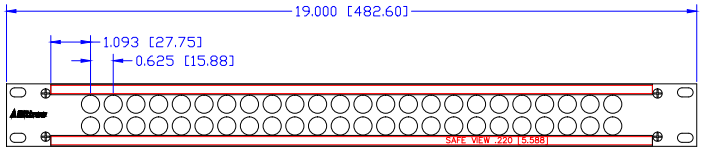

DESIGNATION:	PART NBR.	DIMENSIONS
DESIGNATION HOLDER	DS250-10/B,	.250 [6.350] x 16.560 [420.624]
SNAP-ON CAP	DS250-10/C,	.290 [7.336] x 16.560 [420.624]

FRONT VIEW

NOTE: DS_INSERT LAYER IS A SCALED 1:1 LABLE INSERT OUTLINE

REV.: 0.0	DATE: 02-15-16	BY: 401	CHANGES: TEMPLATE UPDATE

Bittree
PATCHING SYSTEMS
AUDIO, VIDEO, SERIAL DATA
600 WEST ELK AVENUE
GLENDALE, CA. 91204
TEL 818 500-8142
FAX 818 500-7062
WWW.BITTREE.COM

DATA CONTAINED IN THIS DOCUMENT IS PROPRIETARY AND SHALL NOT BE DISCLOSED, COPIED OR USED FOR PROCUREMENT OR MANUFACTURING WITHOUT EXPRESS WRITTEN PERMISSION OF BITTREE INCORPORATED

DWG. NO.:
B48DCNNIBSE90M2OU12L

PART NO.:
B48DC-NNIBS/E90 M2OU12L

ORDER NO. 488132

SERIES: 488

PANEL HEIGHT:
1 RU (1.720") [43.688 MM]

DESIGNATION: DS250-10-ASSY

FINISH:
BLACK POWDER COAT

PANEL MATERIAL:
3/16" [4.7625 MM] ALUMINUM

JACK SCREWS :
6-32X3/8FLPH

LAYER (DS_INSERT) IS PROVIDED FOR THE CREATION OF LEGEND STRIPS FOR THIS PATCHBAY. THE RED OUTLINE MATCHES THE SIZE OF INSERT.
PLEASE NOTE THE SAFE VIEW AREA IS PRINTED ON THE RIGHT SIDE OF THE DESIGNATION INSERT.

DWG. SCALE : FULL

PDF. SCALE : NONE

ALL POSSIBLE CARE HAS BEEN TAKEN IN PREPARING THIS SET OF DRAWINGS. STATEMENTS AND SPECIFICATIONS ARE BELIEVED TRUE BUT CANNOT BE GUARANTEED AND THEREFORE WE ARE NOT RESPONSIBLE FOR ANY INACCURACIES. THIS DOCUMENT SHOULD BE USED AS THE BASIS FOR DESIGN OR TO ESTABLISH SPECIFICATION LIMITS.

BITTREE RESERVES THE RIGHT TO CHANGE OR ALTER SPECIFICATIONS OR MATERIALS WITHOUT NOTICE, PROVIDED THE FUNCTION AND AND PERFORMANCE OF THE PRODUCT REMAINS REASONABLY SIMILAR OR IS IMPROVED.