



**PATCHING SYSTEMS**  
 AUDIO, VIDEO, SERIAL DATA  
 600 WEST ELK AVENUE  
 GLENDALE, CA. 91204  
 TEL 818 500-8142  
 FAX 818 500-7062  
 WWW.BITTREE.COM

DATA CONTAINED IN THIS DOCUMENT IS PROPRIETARY AND SHALL NOT BE DISCLOSED, COPIED OR USED FOR PROCUREMENT OR MANUFACTURING WITHOUT EXPRESS WRITTEN PERMISSION OF BITTREE INCORPORATED

DWG. NO.: B48DCFNSSSTE90M20U12L  
 PART NO.: B48DC-FNSST/E90 M20U12L  
 ORDER NO. 489S004

SERIES: 489-S

PANEL HEIGHT:  
 2 RU (3.470") [88.138 MM]

DESIGNATION: DS800-10-ASSY

FINISH:  
 BLACK POWDER COAT

PANEL MATERIAL:  
 3/16" [4.7625 MM] ALUMINUM

JACK SCREWS :  
 6-32X3/8FLPH

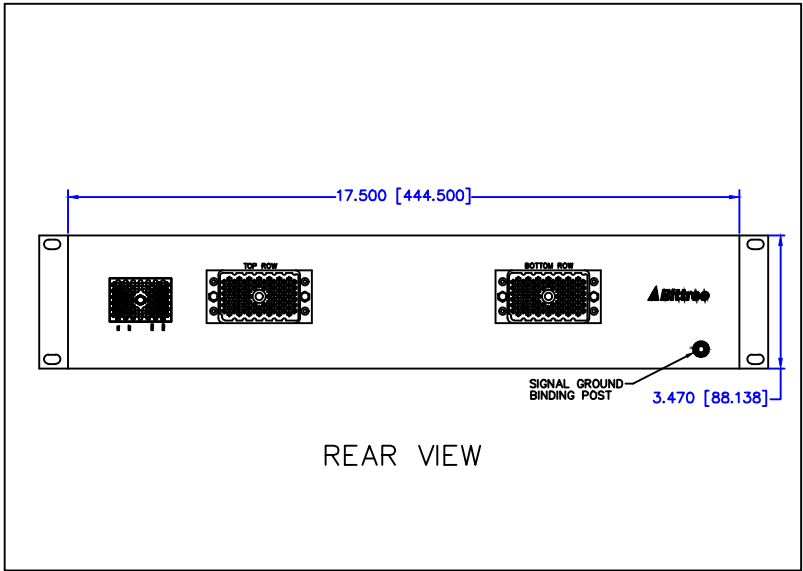
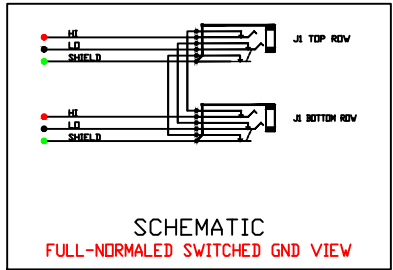
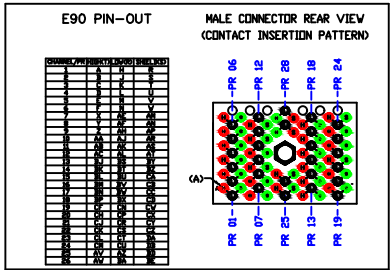
LAYER (DS\_INSERT) IS PROVIDED FOR THE CREATION OF LEGEND STRIPS FOR THIS PATCHBAY. THE RED OUTLINE MATCHES THE SIZE OF INSERT.  
 PLEASE NOTE THE SAFE VIEW AREA IS PRINTED ON THE RIGHT SIDE OF THE DESIGNATION INSERT.

DWG. SCALE : FULL

PDF. SCALE : NONE

ALL POSSIBLE CARE HAS BEEN TAKEN IN PREPARING THIS SET OF DRAWINGS. STATEMENTS AND SPECIFICATIONS ARE BELIEVED TRUE BUT CANNOT BE GUARANTEED AND THEREFORE WE ARE NOT RESPONSIBLE FOR ANY INACCURACIES. THIS DOCUMENT SHOULD BE USED AS THE BASIS FOR DESIGN OR TO ESTABLISH SPECIFICATION LIMITS.

BITTREE RESERVES THE RIGHT TO CHANGE OR ALTER SPECIFICATIONS OR MATERIALS WITHOUT NOTICE, PROVIDED THE FUNCTION AND PERFORMANCE OF THE PRODUCT REMAINS REASONABLY SIMILAR OR IS IMPROVED.



**TOOLS AND ACCESSORIES PART NUMBERS**

DESCRIPTION	PART NUMBER
CONTACT CRIMP TOOL	K294-01
CONTACT REMOVAL TOOL	516-280-300
CONTACT INSERTION TOOL	516-280-400
90 PIN MALE CONNECTOR WITH SCREW	E90MS
90 PIN FEMALE CONNECTOR WITH NUT	E90FN
CONNECTOR CONTACTS (PINS)	EPIN
REPLACEMENT HARDWARE KIT	489R
PROGRAMMING SHUNTS (RED)	382B1-9
PROGRAMMING SHUNTS (WHITE)	382B1-9

