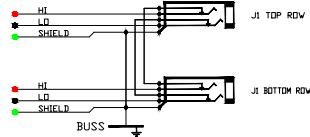


H T (RED)
L R (BLK)
S S (WHT)

IDC PUNCH DOWN
REAR VIEW PIN-OUT




SCHEMATIC
FULL-NORMALED BUSSED GND VIEW

TOOLS AND ACCESSORIES PART NUMBERS

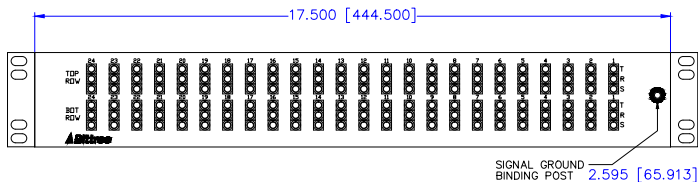
DESCRIPTION	PART NUMBER
IMPACT TOOL WITH LIGHT	PT1LA
REPLACEMENT IMPACT TOOL TIP	PT2B
THERMOPLASTIC HOUSINGS (BLACK)	K51000
THERMOPLASTIC HOUSINGS (RED)	K51002
THERMOPLASTIC HOUSINGS (WHITE)	K51009
CONNECTOR CONTACTS	K514
PVC TUBING, 2.4 IN OD, BAG OF 100	PTC100
REPLACEMENT HARDWARE KIT	4R1DR
PROGRAMMING SHUNTS (RED)	3B2811-9
PROGRAMMING SHUNTS (WHITE)	3B2811-0
LACING BAR 6IN (DS2490)	LB-17500
LACING BAR 3IN (176290)	LB175-9

IDC PUNCH DOWN

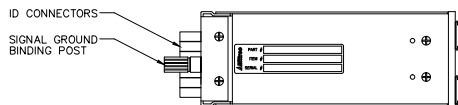
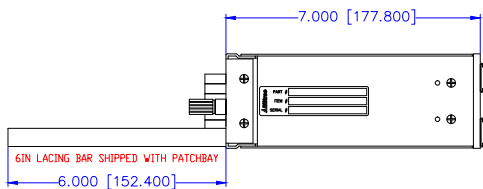


REPAIR HARDWARE KIT SUPPLIED

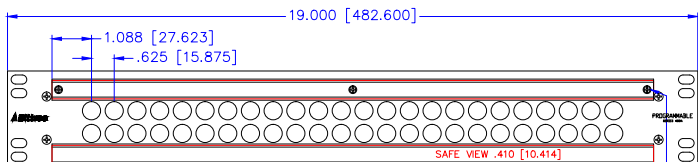
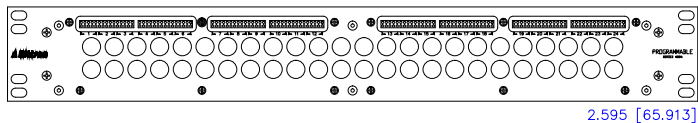
FOR PURCHASE OF ADDITIONAL MATING HARDWARE SEE ACCESSORIES DRAWING OR USE ABOVE PART NUMBERS



REAR VIEW



LEFT SIDE VIEW



DESIGNATION:	PART NBR.	DIMENSIONS
STAINLESS STEEL HOLDERS:	DS580-10/S, .580 [14.732] × 16.56 [420.620]	
TRANSLUCENT LEXAN INSERTS:	DS580-10/P, .505 [12.827] × 16.56 [420.624]	
WHITE STYRENE INSERTS:	DS580-10/D, .505 [12.827] × 16.56 [420.624]	

REMOVE SCREWS TO ACCESS PROGRAMMING SHUNTS (3X)

FRONT VIEW

NOTE: DS_INSERT LAYER IS A SCALED 1:1 LABEL INSERT OUTLINE



PATCHING SYSTEMS

AUDIO, VIDEO, SERIAL DATA
600 WEST ELK AVENUE
GLENDALE, CA. 91204
TEL 818 500-8142
FAX 818 500-7062
WWW.BITTREE.COM

DATA CONTAINED IN THIS DOCUMENT IS PROPRIETARY AND SHALL NOT BE DISCLOSED, COPIED OR USED FOR PROCUREMENT OR MANUFACTURING WITHOUT EXPRESS WRITTEN PERMISSION OF BITTREE INCORPORATED

DWG. NO.: B48DCFNPBHIDM20U7L

PART NO.: B48DC-FNPBH/D M20U7L

ORDER NO. 489685

SERIES: 489

PANEL HEIGHT: 1.5 RU (2.595") [65.913 MM]

DESIGNATION: DS580-10-ASSY

FINISH: BLACK POWDER COAT

PANEL MATERIAL: 3/16" [4.7625 MM] ALUMINUM

JACK SCREWS: 6-32X3/8FLPH

LAYER (DS_INSERT) IS PROVIDED FOR THE CREATION OF LEGEND STRIPS FOR THIS PATCHBAY. THE RED OUTLINE MATCHES THE SIZE OF INSERT.

PLEASE NOTE THE SAFE VIEW AREA IS PRINTED ON THE RIGHT SIDE OF THE DESIGNATION INSERT.

DWG. SCALE : FULL

PDF. SCALE : NONE

ALL POSSIBLE CARE HAS BEEN TAKEN IN PREPARING THIS SET OF DRAWINGS. STATEMENTS AND SPECIFICATIONS ARE BELIEVED TRUE BUT CANNOT BE GUARANTEED AND THEREFORE WE ARE NOT RESPONSIBLE FOR ANY INACCURACIES. THIS DOCUMENT SHOULD BE USED AS THE BASIS FOR DESIGN OR TO ESTABLISH SPECIFICATION LIMITS.

BITTREE RESERVES THE RIGHT TO CHANGE OR ALTER SPECIFICATIONS OR MATERIALS WITHOUT NOTICE, PROVIDED THE FUNCTION AND PERFORMANCE OF THE PRODUCT REMAINS REASONABLY SIMILAR OR IS IMPROVED.