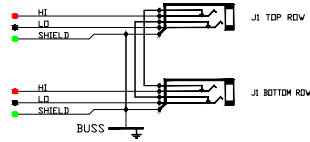




BITTREE 3 PIN CONNECTOR
REAR VIEW PIN-OUT



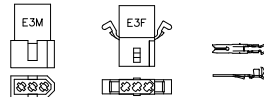
SCHEMATIC
FULL-NORMALED BUSSED GND VIEW

TOOLS AND ACCESSORIES PART NUMBERS

DESCRIPTION	PART NUMBER
CONTACT CRIMP TOOL	K2MA-01
CONTACT REMOVAL TOOL	316-280-300
CONTACT INSERTION TOOL	316-280-400
BITTREE MALE CONNECTOR	E3M
BITTREE FEMALE CONNECTOR	E3F
CONNECTOR CONTACTS (PINS)	E3PIN
REPLACEMENT HARDWARE KIT	4803R
PROGRAMMING SHUNTS (RED)	382811-9
PROGRAMMING SHUNTS (WHITE)	382811-0
LACING BAR 6IN (152.4MM)	LB-17500
LACING BAR 3IN (76.2MM)	LB175-3

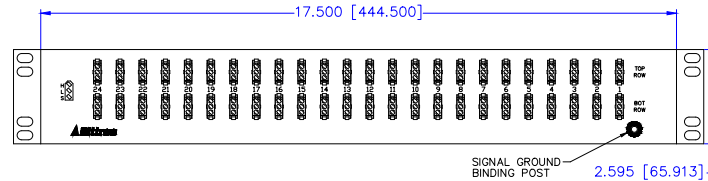
BITTREE 3 PIN CONNECTOR

MALE CONNECTOR FEMALE PANEL MOUNT CONNECTOR CONTACTS

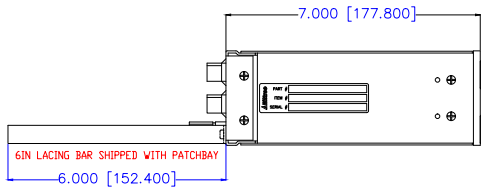


MATING HARDWARE SUPPLIED

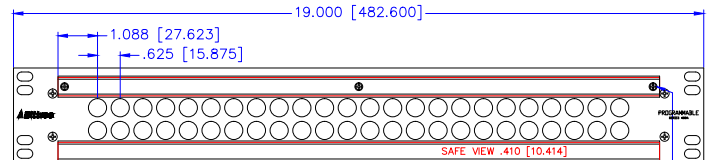
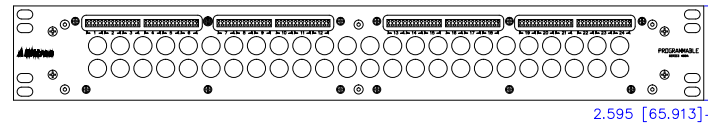
FOR PURCHASE OF ADDITIONAL MATING HARDWARE
SEE ACCESSORIES DRAWING FOR PART NUMBERS



REAR VIEW



LEFT SIDE VIEW



DESIGNATION: PART NBR. DIMENSIONS
 STAINLESS STEEL HOLDERS: DS580-10/S, .580 [14.732] x 16.56 [420.620]
 TRANSLUCENT LEXAN INSERTS: DS580-10/P, .505 [12.827] x 16.56 [420.624]
 WHITE STYRENE INSERTS: DS580-10/D, .505 [12.827] x 16.56 [420.624]

FRONT VIEW

NOTE: DS_INSERT LAYER IS A SCALED 1:1 LABEL INSERT OUTLINE



PATCHING SYSTEMS

AUDIO, VIDEO, SERIAL DATA
 600 WEST ELK AVENUE
 GLENDALE, CA. 91204
 TEL 818 500-8142
 FAX 818 500-7062
 WWW.BITTREE.COM

DATA CONTAINED IN THIS DOCUMENT IS PROPRIETARY AND SHALL NOT BE DISCLOSED, COPIED OR USED FOR PROCUREMENT OR MANUFACTURING WITHOUT EXPRESS WRITTEN PERMISSION OF BITTREE INCORPORATED

DWG. NO.: B48DCFNPBHE3M20U7L

PART NO.: B48DC-FNPBH/E3 M20U7L

ORDER NO. 489054

SERIES: 489

PANEL HEIGHT: 1.5 RU (2.595") [65.913 MM]

DESIGNATION: DS580-10-ASSY

FINISH: BLACK POWDER COAT

PANEL MATERIAL: 3/16" [4.7625 MM] ALUMINUM

JACK SCREWS : 6-32X3/8FLPH

LAYER (DS_INSERT) IS PROVIDED FOR THE CREATION OF LEGEND STRIPS FOR THIS PATCHBAY. THE RED OUTLINE MATCHES THE SIZE OF INSERT.

PLEASE NOTE THE SAFE VIEW AREA IS PRINTED ON THE RIGHT SIDE OF THE DESIGNATION INSERT.

DWG. SCALE : FULL

PDF. SCALE : NONE

ALL POSSIBLE CARE HAS BEEN TAKEN IN PREPARING THIS SET OF DRAWINGS. STATEMENTS AND SPECIFICATIONS ARE BELIEVED TRUE BUT CANNOT BE GUARANTEED AND THEREFORE WE ARE NOT RESPONSIBLE FOR ANY INACCURACIES. THIS DOCUMENT SHOULD BE USED AS THE BASIS FOR DESIGN OR TO ESTABLISH SPECIFICATION LIMITS.

BITTREE RESERVES THE RIGHT TO CHANGE OR ALTER SPECIFICATIONS OR MATERIALS WITHOUT NOTICE, PROVIDED THE FUNCTION AND AND PERFORMANCE OF THE PRODUCT REMAINS REASONABLY SIMILAR OR IS IMPROVED.