

SIGHT MARK[®]











Eclipse 2x24 Gen 1

SPECIFICATIONS





Magnification (x)	2
Objective (mm)	24
Resolution (lines / mm)	36
Angular field of view	25 (degrees)
Viewing range* (m / yds)	120/131
Eyepiece adjustment	+ - 4 (dptr)
Power supply	2
Battery type/Voltage	AAA / 3
Battery	2xAA
Operating time	20hr (72IR off)
Operating temp. (°C/°F)	25~+40/-13~+104
Dimensions	5.5x2.2x3.2
Weight	9.8 oz

The **Sightmark Eclipse2x24** is a lightweight, compact and ergonomically night vision monocular, perfect for anyone new to the world of night vision.

FEATURES

-  Built-in IR illuminator
-  IR On / Off button
-  Internal diopter adjustment
-  Durable rubber body
-  Tripod adapter
-  Compact
-  Lightweight
-  Operates using (2) AAA batteries

INCLUDED

-  Carrying case
-  Lens covers
-  Cleaning cloth
-  Limited Lifetime Warranty