


# Towers rotate free of floor

13 ft. 4 in. Piv



Designed for unibody cars  
on up to extended cab trucks.

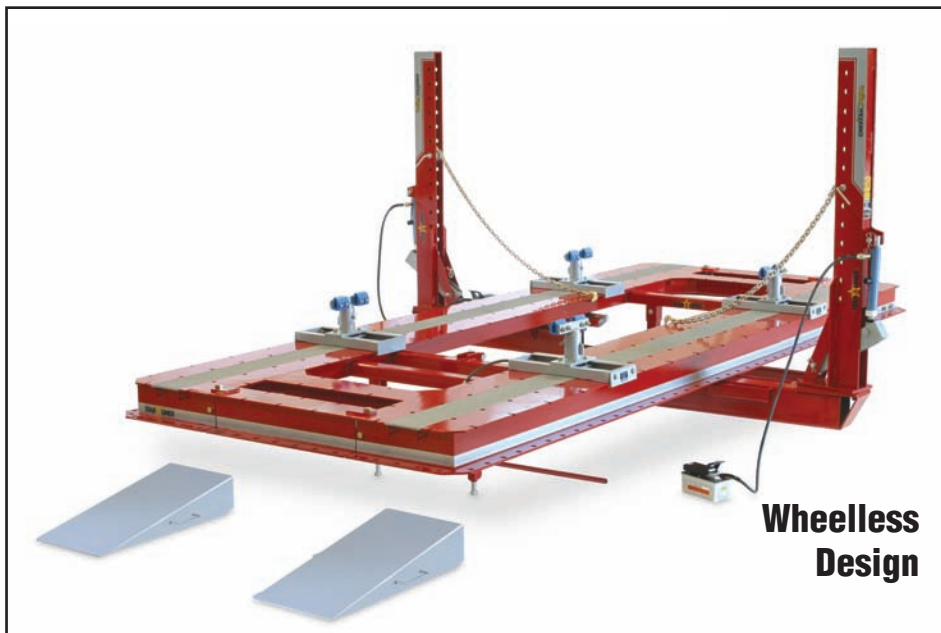

9011001 Cheetah SF 18' II W/HYD  
9011002 Cheetah SF 20' II W/HYD



## Specifications

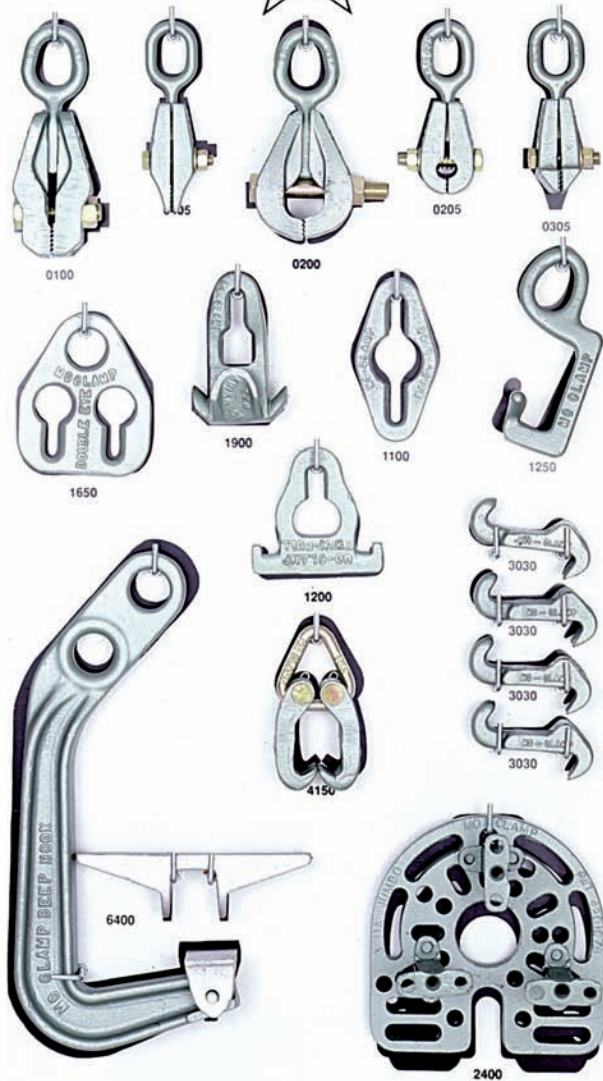
	cheetah® sf 18	cheetah® sf 20
<b>Length of bed (top)</b>	18 ft. (549 cm)	20 ft. (610 cm)
<b>Length w/towers extended</b>	23 ft. 9 in. (724 cm)	25 ft. 10 in. (785 cm)
<b>Width of bed</b>	84 in. (213 cm)	92 in. (234 cm)
<b>Width w/towers extended</b>	13 ft. 4 in. (406 cm)	13 ft. 4 in. (406 cm)
<b>Width of treadway</b>	24 in. (61 cm)	28 in. (71 cm)
<b>Width between treadway</b>	36 in. (91 cm)	36 in. (91 cm)
<b>Overall height</b>	7 ft. 11 in. (236 cm)	7 ft. 11 in. (236 cm)
<b>Tower height</b>	6 ft. (183 cm)	6 ft. (183 cm)
<b>Working height</b>	26 in. (66 cm)	26 in. (66 cm)
<b>Weight</b>	4800 lbs. (2177 kilos)	5500 lbs. (2495 kilos)
<b>Power required for hydraulics</b>	100 psi air (6.89 bar)	100 psi air (6.89 bar)
<b>Pulling power, hydraulics</b>	10 ton (9 metric tons)	10 ton (9 metric tons)
<b>Pulling radius</b>	360 degrees	360 degrees

*Specifications subject to change without notice*



**STAR A LINER** A-1

**STAR A LINER**™



**A2**



**A** **Tool Boards** 135 lbs . . . . .

- |  |   |   |
|--|---|---|
| <b>0100</b> <i>B</i>                   | <b>6400</b> <i>Deep Hook Set</i>            | <b>3140</b> <i>Lg Round Nose Metal Hook</i> |
| <b>0205</b> <i>Dyna-mo C</i>           | <b>4150</b> <i>Double Looper</i>            | <b>6210</b> <i>3/8" Grab Hook</i>           |
| <b>0200</b> <i>C</i>                   | <b>3030</b> <i>Mo Hook (4 ea.)</i>          | <b>9020003</b> <i>Unibody Clamp Bar</i>     |
| <b>0405</b> <i>Dyna-mo W</i>           | <b>2400</b> <i>Mo #3MA</i>                  | <b>7634048</b> <i>Many Hole Bar</i>         |
| <b>0305</b> <i>Dyna-mo Jr.</i>         | <b>3110</b> <i>Sm Flat Nose Metal Hook</i>  | <b>6300</b> <i>Nylon Sling</i>              |
| <b>1650</b> <i>Double Eye Chain Hk</i> | <b>3120</b> <i>Lg Flat Nose Metal Hook</i>  | <b>6350</b> <i>Cable Sling</i>              |
| <b>1900</b> <i>Quick Hook</i>          | <b>3130</b> <i>Sm Round Nose Metal Hook</i> | <i>2 x 4 Display Boards (2 ea.)</i>         |
| <b>1100</b> <i>Handy Link</i>          |   |   |
| <b>1250</b> <i>Panel Puller</i>        |   |   |
| <b>1200</b> <i>Twin Pull</i>           |   |   |





**Tool Package "B" 9020020 - 324 lbs.....**

- B**
- 5 Pulling Chains 4,6,8,10,12 ft.
  - 2 Wheel Stands
  - 2-2x4 Display Boards
  - 1 Winch
  - 1 Down Pull
  - 1 Low Pull
  - 1 Body Lift
  - 1 Overhead Pull



**Gauge Package 9020023 - 78 lbs**

- Universal Tram Gauge
- Deluxe Centerline Gauge
- Strut Tower Alignment Gauge
- 3-2x4 Display Boards

**C**

