



Maintaining Your Platen Assembly

Replace your platen assembly immediately if you see any of the following signs:



White ring is worn, peeling, or disintegrating

This is normal wear that indicates it's time to replace the platen.



Red or pink residue

This is damage caused when the Hybrid is operated improperly with the red jet nozzle cover still installed.*



Rings of disc residue

This is caused when a damaged platen is kept in use too long. A disc may leave behind residue or, in extreme cases, a disc may partially fuse to the platen assembly.



**The jet nozzle cover is used only on the original Hybrid machine to prevent the tubing from drying out. Always remember to remove it before operating the machine.*

Ordering a Replacement Platen Assembly (PN7015)

Need a replacement? Order online at venmill.com, or by phone at (866) 864-0210.