

NAME: _____

PHONE: _____

SCHOOL/ORGANIZATION: _____

E-MAIL: _____

DEALER/REP: _____

SALES REP: _____ QUOTE #: _____



ALUMA ELITE by The Athletic Edge

WWW.TEAMEDGEATHLETICS.COM
800-743-7738 • FAX: 605-882-8398

TAPING STATIONS

STANDARD FEATURES

- (2) Tape holders and shelves
- Tough powder coat finish
- 28" wide cabinet with 3 drawer lockable storage
- Graphics Package: includes (1) school logo/name decal on each taping seat tape holder and on (1) cabinet drawer
- Load Capacity: 500 lbs. per seat
- Waste bin on center cabinet
- Cushions: 2" foam, semi-firm
- High grade phenolic top on cabinet
- Ship as modular units - some assembly required



The look of wood with the durability of aluminum.

2 seat A4202 shown with Wood Grain Frame Color & Royal Blue Accent Color

OPTIONS: • A4452 Heavy Duty Drawer Liner

Our taping stations are made from durable aluminum and come with standard tape holders and shelves on each taping seat. The standard center cabinet comes with three drawers, lock and a rugged phenolic top. Taping seats can be ordered in 36" or 42" heights and can accommodate depths of 36", 42", or 48". Taping stations can be extended by adding additional cabinets and additional seats.

STANDARD UPHOLSTERY COLORS

- | | |
|--|--|
| <input type="checkbox"/> Royal Blue | <input type="checkbox"/> American Beauty |
| <input type="checkbox"/> Imperial Blue | <input type="checkbox"/> Lark |
| <input type="checkbox"/> Blue Ridge | <input type="checkbox"/> Burgundy |
| <input type="checkbox"/> Amethyst | <input type="checkbox"/> Dove |
| <input type="checkbox"/> Forest | <input type="checkbox"/> Charcoal |
| <input type="checkbox"/> Black | <input type="checkbox"/> Mocha |

STANDARD FRAME COLORS

- | | |
|-------------------------------------|---------------------------------------|
| <input type="checkbox"/> Black | <input type="checkbox"/> Green |
| <input type="checkbox"/> Light Gray | <input type="checkbox"/> Forest Green |
| <input type="checkbox"/> Charcoal | <input type="checkbox"/> Purple |
| <input type="checkbox"/> Royal Blue | <input type="checkbox"/> Yellow |
| <input type="checkbox"/> Navy Blue | <input type="checkbox"/> Orange |
| <input type="checkbox"/> Red | <input type="checkbox"/> Brown |
| <input type="checkbox"/> Burgundy | <input type="checkbox"/> White |

STANDARD ACCENT COLORS

- | | |
|-------------------------------------|---------------------------------------|
| <input type="checkbox"/> Black | <input type="checkbox"/> Green |
| <input type="checkbox"/> Light Gray | <input type="checkbox"/> Forest Green |
| <input type="checkbox"/> Charcoal | <input type="checkbox"/> Purple |
| <input type="checkbox"/> Royal Blue | <input type="checkbox"/> Yellow |
| <input type="checkbox"/> Navy Blue | <input type="checkbox"/> Orange |
| <input type="checkbox"/> Red | <input type="checkbox"/> Brown |
| <input type="checkbox"/> Burgundy | <input type="checkbox"/> White |

OPTIONAL FRAME COLOR

- Wood Grain

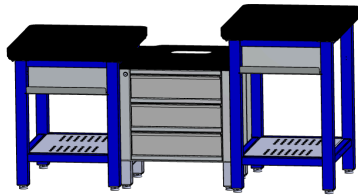
PHENOLIC TOP COLORS

- | | |
|--|---|
| <input type="checkbox"/> Black | <input type="checkbox"/> North Sea (Gray) |
| <input type="checkbox"/> Custom Logo (Call for Info) | |



STANDARD TABLE DIMENSIONS: Typical table stations are arranged with seats on each end, with a center cabinet between each seat.

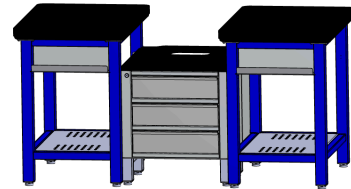
- A4202**
84.5" W x 36" D,
(1) 36" H Seat,
(1) 42" H Seat,
(1) Center 3
Drawer Cabinet



Qty _____

(A4467) Heavy Duty Drawer Liner Qty _____

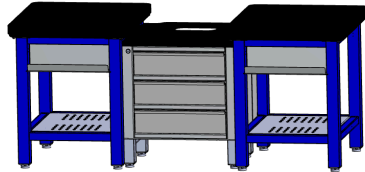
- A4206**
84.5" W x 42" D,
(2) 42" H Seats,
(1) Center 3
Drawer Cabinet



Qty _____

(A4467) Heavy Duty Drawer Liner Qty _____

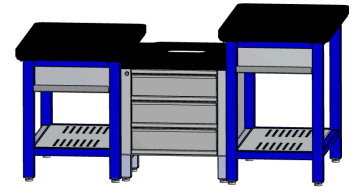
- A4279**
84.5" W x 36" D,
(2) 36" H Seats,
(1) Center 3
Drawer Cabinet



Qty _____

(A4467) Heavy Duty Drawer Liner Qty _____

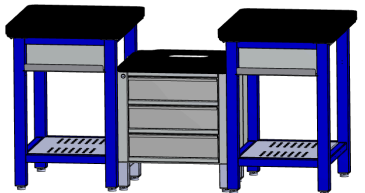
- A4346**
84.5" W x 48" D,
(1) 36" H Seat,
(1) 42" H Seat,
(1) Center 3
Drawer Cabinet



Qty _____

(A4467) Heavy Duty Drawer Liner Qty _____

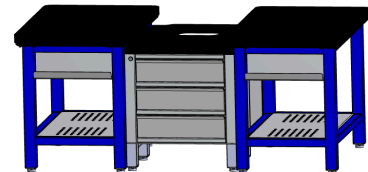
- A4280**
84.5" W x 36" D,
(2) 42" H Seats,
(1) Center 3
Drawer Cabinet



Qty _____

(A4467) Heavy Duty Drawer Liner Qty _____

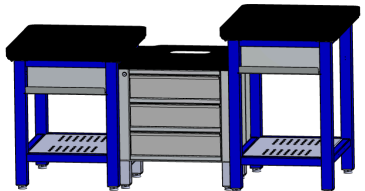
- A4290**
84.5" W x 48" D,
(2) 36" H Seats,
(1) Center 3
Drawer Cabinet



Qty _____

(A4467) Heavy Duty Drawer Liner Qty _____

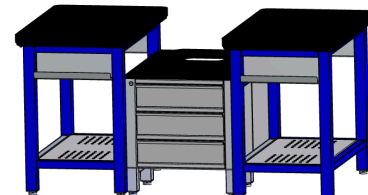
- A4207**
84.5" W x 42" D,
(1) 36" H Seat,
(1) 42" H Seat,
(1) Center 3
Drawer Cabinet



Qty _____

(A4467) Heavy Duty Drawer Liner Qty _____

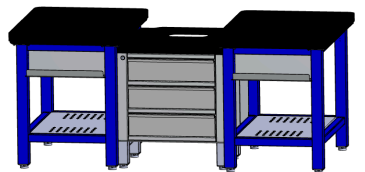
- A4345**
84.5" W x 48" D,
(2) 42" H Seats,
(1) Center 3
Drawer Cabinet



Qty _____

(A4467) Heavy Duty Drawer Liner Qty _____

- A4205**
84.5" W x 42" D,
(2) 36" H Seats,
(1) Center 3
Drawer Cabinet



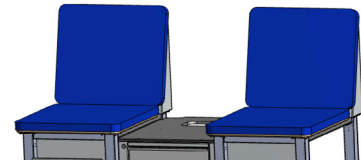
Qty _____

(A4467) Heavy Duty Drawer Liner Qty _____

OPTION:

- A4560**
Lift Back Seat Option


Qty _____




* Only available on A4207, A4205, A4206, A4346, A4290, A4345

CUSTOM CUSHION BRANDING - * AVAILABLE ON LIFT BACK CUSHION OPTION ONLY

- A4451**
Logo slip cover



- LOGO DB**
Deboss Logo



- DEBPLT12**
Deboss Plate

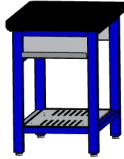
- LOGO CP**
Color Edge
Print



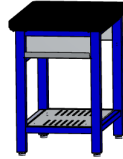
TAPING STATIONS

EXTRA MODULAR PIECES: If you would like to add additional pieces to your station, please select them here.
You must choose a seat AND cabinet to extended taping stations.

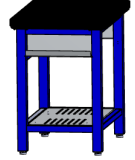
- A4286**
30" W x 36" D
x 36" H
Seat
Qty _____



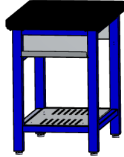
- A4288**
30" W x 42" D
x 42" H
Seat
Qty _____



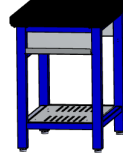
- A4200**
30" W x 48" D
x 36" H
Seat
Qty _____



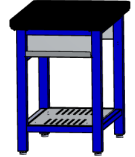
- A4287**
30" W x 36" D
x 42" H
Seat
Qty _____



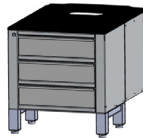
- A4289**
30" W x 42" D
x 36" H
Seat
Qty _____



- A4294**
30" W x 48" D
x 42" H
Seat
Qty _____

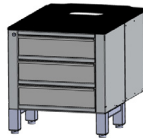


- A4284**
28.5" W x 31" H
x 36" Deep
3 Drawer Cabinet
Qty _____



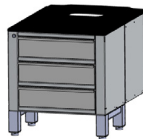
- (A4467) Heavy Duty Drawer Liner Qty _____

- A4422**
28.5" W x 31" H
x 42" Deep
3 Drawer Cabinet
Qty _____



- (A4467) Heavy Duty Drawer Liner Qty _____

- A4347**
28.5" W x 31" H
x 48" Deep
3 Drawer Cabinet
Qty _____



- (A4467) Heavy Duty Drawer Liner Qty _____