



BERLIN GARDENS

take life outdoors™



2021 **STRUCTURES**
COLLECTION

PERGOLAS

PAVILIONS

GAZEBOS

Contents

3	Living Our Values	34	Breckenridge Wood Pavilion
4	It's Your Choice	36	Mesa Wood Pavilion
PERGOLAS		38	Prairie Wood Pavilion
8	Urbana Vinyl Pergola	40	Vinyl and Composite Pavilion Gallery
10	Outback Wood Pergola	42	Wood Pavilion Gallery
12	Mendoza Wood Pergola	46	Design a Vinyl or Composite Pavilion
14	Vineyard Wood Pergola	48	Design a Wood Pavilion
16	Alcove Wood Pergola	GAZEBOS	
18	Vinyl Pergola Gallery	52	Vinyl Octagon Gazebo
20	Wood Pergola Gallery	52	Vinyl Oblong Gazebo
22	Design a Vinyl Pergola	53	Vinyl Rectangular Gazebo
23	Design a Wood Pergola	54	Wood Octagon Gazebo
PAVILIONS		54	Wood Oblong Gazebo
26	Victoria Vinyl Pavilion	55	Wood Rectangular Gazebo
28	Wellington Composite Pavilion	56	Gazebo Gallery
30	Hampton Wood Pavilion	58	Design a Gazebo
32	Cascade Wood Pavilion	60	Miscellaneous Gallery
		62	Accessories

Living Our Values

At Berlin Gardens, our first goal is to bring honor and glory to our creator God in everything we do. We do this by manufacturing the highest quality products, delivering our products on time and going beyond your expectations with our customer service.

All of this starts by living by our Core Values of honesty, efficiency, attitude, respect and trust. We not only say this, but we believe it.

We hope our products help you *take life outdoors*™.



- The Yoder Family

It's Your

MAKE IT YOURS

An outdoor sanctuary. A quiet respite. A new place to gather with family and friends.

A structure from Berlin Gardens can transform your landscape into the haven you've been pinning for. From open concepts to decorative touches, there's a structure that suits your tastes and standards.

COMPARE OUR STRUCTURES

	PERGOLA	GAZEBO	PAVILION
Full Shade/Protection from Rain		●	●
Partial Shade	●		
Screens		●	
Curtains	●		●
Privacy Walls	●		●
No Building Restrictions (Codes)	●		
Floor Options		●	
Dia Shade	●		
Customizable	●	●	●
Structurally Engineered	●	●	●
Manufactured in Kit Form	●	●	●

CLASSIC, CAREFREE VINYL

Durable and beautiful, vinyl requires very little attention. Regular cleaning with a mild dish detergent or similar product is normally all that's needed to keep your structure looking its best.

- Contains 50% recycled material.
- Made in the U.S.A.
- Won't crack, fade or chalk.
- Easy to assemble - or we'll assemble if you prefer.



Choice

NATURALLY BEAUTIFUL WOOD



Clear-grade, treated lumber helps protect your structure from the elements. Our structures are made from hand-selected Southern Yellow Pine.

- Pressure-treated to resist decay.
- Air-dried after treatment for enhanced durability.
- Harvested in the U.S.A.
- Milled to exact specifications.
- Please refer to in-person samples for an accurate color.
- All wood posts are laminated to limit warping; laminations are visible.
- Manufactured in kit form.

Protect Your Investment

Like all lumber products exposed to the elements, your wooden structure will weather over time. Eventually, you will notice splits, cracks or checks — separations in the wood caused by changes in moisture content. This is perfectly natural. In fact, many feel it adds to the character of a structure.

SO LET NATURE DO ITS WORK.

To keep your structure looking beautiful for years to come, just use the provided stain to protect exposed wood in new cracks and splits.

SEE HOW OUR MATERIALS STACK UP

	VINYL	WOOD	COMPOSITE
Ease of Cleaning	●	●	●
Durable	●	●	●
Highest Quality Material Possible	●	●	●
Low Maintenance	●		●
Paintable/Stainable (Color Customizable)		●	●
Made in the U.S.A.	●	●	●





Pergolas





Inside every vinyl post is a 6" x 6" wood post for reinforcement

Beams have a treated 2" x 8" wood post inside the vinyl sleeve

Purlins notched onto beams

Simpson post brackets for every post

Braces add stability for larger pergolas and high-wind locations

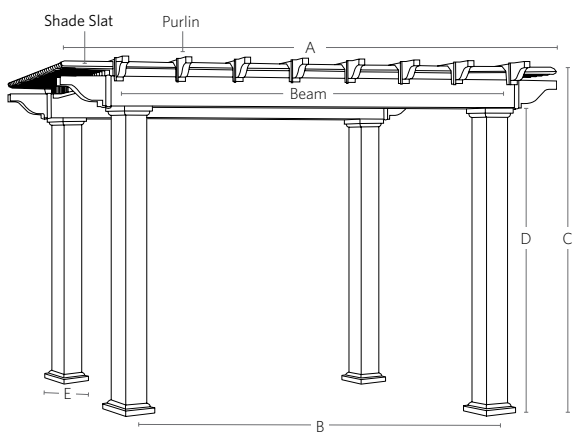


Urbana

Crisp, clean lines. The Urbana Vinyl Pergola complements your home with classic styling.

SPECIFICATIONS

SIZE (outside to outside of top)	10'	12'	14'	16'	20'	24'
A	10'	12'	14'	16'	20'	24'
B (C to C of posts)	82"	106"	130"	154"	202"	250"
C	Overall height is 103"					
D	Distance from bottom of post to bottom of beam is 88"					
E (post base size)	6" x 6" Square post = 9" x 9" 8" x 8" Square post/Savannah post = 11 1/4" x 11 1/4" Round post = 13" x 13"					



Please Note: Urbana Pergolas with sides of 20' and above will require additional posts.



4" on-center
shade slats

Solid
laminated
wood posts

Classic or
Scrolled
end cuts

Simpson post
brackets for
every post

Grandfather
style or
Square posts

Purlins
notched
over beams

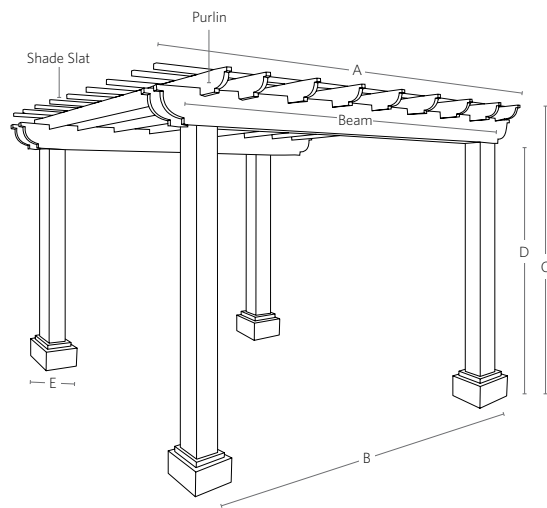


Outback

The casual look of the Outback Pergola fits seamlessly into your space, inviting you outside.

SPECIFICATIONS

SIZE (outside to outside of top)	10'	12'	14'	16'	20'	24'
A	10'	12'	14'	16'	20'	24'
B (C to C of posts)	82 $\frac{3}{4}$ "	106 $\frac{3}{4}$ "	130 $\frac{3}{4}$ "	154 $\frac{3}{4}$ "	204 $\frac{3}{4}$ "	250 $\frac{3}{4}$ "
C	Overall height is 101"					
D	Distance from bottom of post to bottom of beam is 87"					
E (post base size)	6" x 6" Square post = 10 $\frac{1}{2}$ " x 10 $\frac{1}{2}$ "					
	8" x 8" Square post/Grandfather post = 12 $\frac{1}{2}$ " x 12 $\frac{1}{2}$ "					



Please Note: Outback Pergolas with sides of 20' and above will require additional posts.



No shade
slats

Solid
laminated
wood posts

Classic or
Scrolled
end cuts

Simpson post
brackets for
every post

Grandfather
style or
Square posts

2" x 8"
purlins

Purlins
notched
over beams

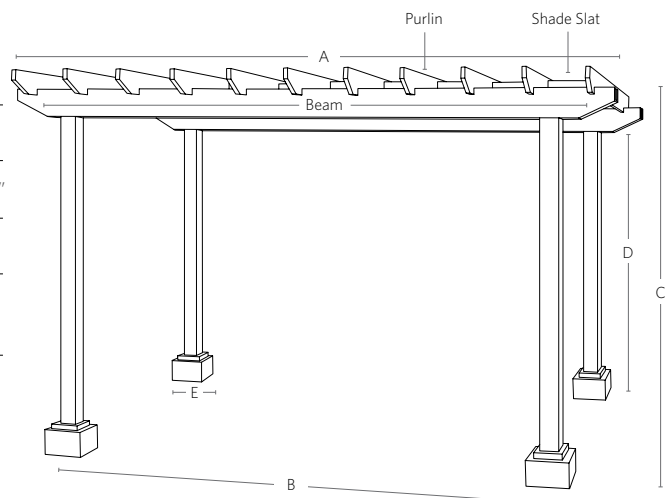


Mendoza

Embracing the great outdoors, the Mendoza top is open and airy.

SPECIFICATIONS

SIZE (outside to outside of top)	10'	12'	14'	16'	20'	24'
A	10'	12'	14'	16'	20'	24'
B (C to C of posts)	82 $\frac{3}{4}$ "	106 $\frac{3}{4}$ "	130 $\frac{3}{4}$ "	154 $\frac{3}{4}$ "	204 $\frac{3}{4}$ "	250 $\frac{3}{4}$ "
C	Overall height is 101"					
D	Distance from bottom of post to bottom of beam is 87"					
E (post base size)	6" x 6" Square post = 10 $\frac{1}{2}$ " x 10 $\frac{1}{2}$ "		8" x 8" Square post/Grandfather post = 12 $\frac{1}{2}$ " x 12 $\frac{1}{2}$ "			



Please Note: Mendoza Pergolas with sides of 20' and above will require additional posts.




Beams notched onto posts for added stability

Modern checked top design

Multiple shade options

Solid laminated wood posts

Simpson post brackets for every post



VINYL
PERGOLAS

WOOD
PERGOLAS

VINYL & COMPOSITE
PAVILIONS

WOOD
PAVILIONS

VINYL
GAZEBOS

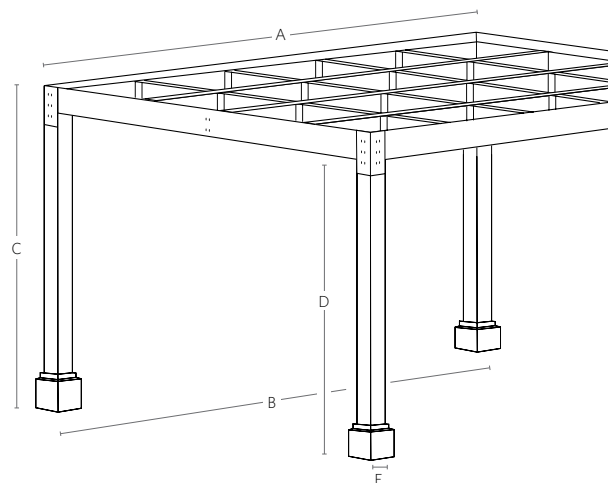
WOOD
GAZEBOS

Vineyard

Clean and tailored lines. The Vineyard Pergola allows for the perfect windswept draft. The rectangular model and flat top encourage a contemporary look for any space.

SPECIFICATIONS

SIZE	10'	12'	14'	16'	18'	20'	24'
(outside to outside of top)							
A	10'	12'	14'	16'	18'	20'	24'
B	113"	137"	161"	185"	209"	233"	281"
(C to C of posts)							
C	Overall height is 98" (varies with width)						
D	Distance from bottom of post to bottom of beam is 89"						
E (post base size)	12 1/2" x 12 1/2"						





4" on-center
shade slats

Three solid
laminated
wood posts

Scrolled
end cuts

Simpson post
brackets for
every post

Square
6" x 6" posts

2" x 6"
purlins

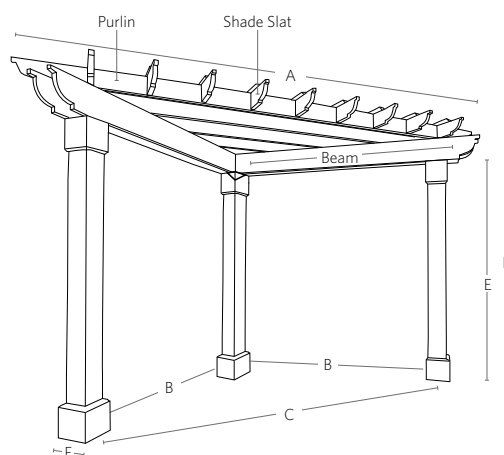


Alcove

An Alcove makes any space welcoming and adds visual interest.

SPECIFICATIONS

SIZE (outside to outside of top)	8'	10'	12'
A	140"	174"	205"
B (C to C of posts)	66 ³ / ₄ "	90 ³ / ₄ "	114 ³ / ₄ "
C (diagonal distance C to C)	94"	128"	162"
D	Overall height is 102 1/2"		
E	Distance from bottom of post to bottom of beam is 87"		
F (post base size)	6" x 6" Square post = 10 1/2" x 10 1/2"		



Please Note: Alcove is only available in 8', 10' and 12'.



Vinyl

PERGOLA GALLERY





Vinyl
Pergola Gallery



Wood

PERGOLA GALLERY





Wood
Pergola Gallery

Design a Vinyl Pergola in 6 easy steps.

1 Choose a size

Things to consider:

How much space do you have available?

Berlin Gardens measurements are based on the TOP dimensions, not the "footprint" of the posts.

The posts are set in 16" from the outside edge of the purlins and beams.

Sizes (outside to outside of top)

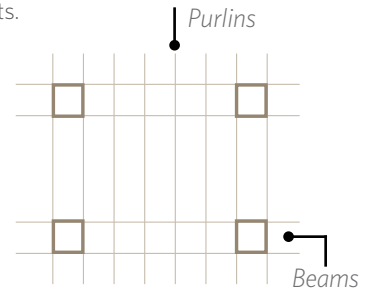
Widths (purlins) available: 10', 12', 14', 16', 18'

Lengths (beams) available: 10', 12', 14', 16', 18', 20', 22', 24'

Beams and purlins extend 16" past post positions.

Pergolas 20' feet and above will have 6 posts.

*18' width is not available with deluxe shade.



2 Choose a site type



Concrete



Paver Stone



In-ground

Concrete footer should be installed prior to structure.

3 Choose a shade style



Regular shade



Deluxe shade

18' width is not available with deluxe shade.

4 Choose an end cap



Scrolled end cap



Classic end cap

5 Choose a post style



Vinyl Round Post
10" Tapered



Vinyl Savannah Post
6" x 6" Top | 8" x 8" Base



Vinyl Square Post
6" x 6"



Vinyl Square Post
8" x 8"

6 Choose a color



White



Clay

Design a Wood Pergola in 6 easy steps.

1 Choose a size

Things to consider:

How much space do you have available?

Berlin Gardens measurements are based on the TOP dimensions, not the "footprint" of the posts. The posts are set in 16" from the outside edge of the purlins and beams.

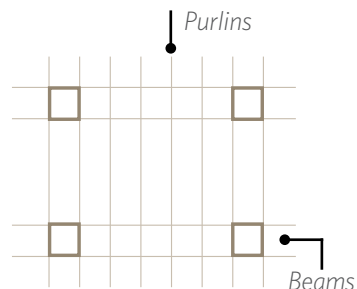
Sizes (outside to outside of top)

Widths (purlins) available: 10', 12', 14', 16', 18'

Lengths (beams) available: 10', 12', 14', 16', 18', 20', 22', 24'

Beams and purlins extend 16" past post positions on all pergolas except Vineyard.


Vineyard beams and purlins extend 1.5" past post. Pergolas 20' feet and above will have 6 posts.



2 Choose a site type



Concrete



Paver Stone

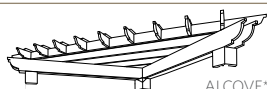


In-ground

Concrete footer should be installed prior to structure.

3 Choose a style

*Alcove is only available in 8', 10' and 12'.



ALCOVE*



OUTBACK



VINEYARD



MENDOZA


4 Choose a Vineyard shade



STANDARD



LATTICE (FULL OR HALF)



SHADE SLATES

5 Choose a post style



Wood Grandfather Post
Wrapped 6" x 6"



Wood Savannah Post
6" x 6" Top | 8" x 8" Bottom



Wood Square Post
6" x 6"



Wood Square Post
8" x 8"

Vineyard is only offered with an 8" x 8" wood square post.

6 Choose an end cap



Scrolled end cap



Classic end cap

7 Choose a color

Please refer to in-person samples for an accurate color.

White Paint



Almond Paint



Clay Paint



Cedartone



Storm Cloud Gray



Natural Unstained



Clear Watersealer



Mocha



Mahogany



Black Onyx

VINYL PERGOLAS

WOOD PERGOLAS

VINYL & COMPOSITE PAVILIONS

WOOD PAVILIONS

VINYL GAZEBOS

WOOD GAZEBOS





Pavilions



8" x 8"
square post
or round 10"
tapered post

Treated
6" x 6"
inside post
sleeve

Beams are
wrapped
with
cellular
PVC trim

Painted rafters
and exposed
pine sheathing;
clear sealer on
sheathing

Choice of:

- Straight beam
- Standard arch
- Premier arch



VINYL
PERGOLAS

WOOD
PERGOLAS

VINYL & COMPOSITE
PAVILIONS

WOOD
PAVILIONS

VINYL
GAZEBOES

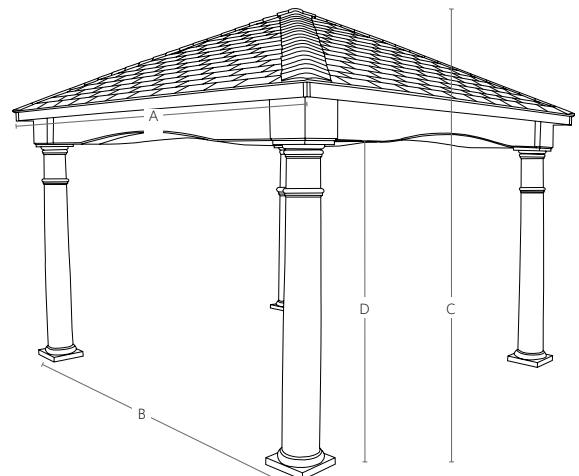
WOOD
GAZEBOES

Victoria

Inspired by the graceful architecture of Victorian England, this pavilion is the perfect spot for relaxing in royal style.

SPECIFICATIONS

SIZE	10'	12'	14'	16'	18'	20'	24'
A	139"	163"	187"	211"	235"	259"	307"
B (C to C of posts)	114"	138"	162"	186"	210"	234"	282"
C (regular roof)	130"	136"	142"	148"	154"	160"	172"
C (classic roof)	147"	153"	159"	165"	171"	177"	189"
D	Distance from bottom of post to bottom of beam is 84"						



Please Note: Victoria Pavilions with sides of 20' and above will require additional posts. Base Dimension: Round Column = 13" x 13"; 8" x 8" Square = 11 1/4" x 11 1/4".



Pressure-treated material wrapped in composite material

Paintable composite material (color customizable)

Painted rafters (treated) and exposed pine sheathing; clear sealer on sheathing

Multiple ceiling options

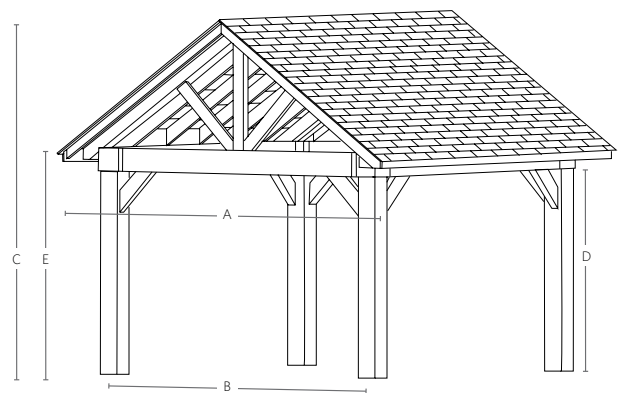


Wellington

With rustic and trend-setting aesthetics, the Wellington adds a low-maintenance yet stylish touch to your backyard retreat.

SPECIFICATIONS

SIZE	10'	12'	14'	16'	18'	20'	24'
A <i>(outside to outside of roof)</i>	12'	14'	16'	18'	20'	22'	26'
B <i>(C to C of posts)</i>	111"	135"	159"	183"	207"	231"	279"
C <i>(overall height)</i>	144"	152"	160"	168"	176"	183"	200"
D	Distance from bottom of post to bottom of beam is 87"						
E	Distance from bottom of post to top of beam is 96"						



VINYL
PERGOLAS

WOOD
PERGOLAS

VINYL & COMPOSITE
PAVILIONS

WOOD
PAVILIONS

VINYL
GAZEBOS

WOOD
GAZEBOS



6" overhang

Arched
two-ply
beam

Arched
braces

No notched
post and
beam joint

Ceiling is not
available;
exposed pine
sheathing

Hampton
style or
Square
posts

No custom
sizes
available

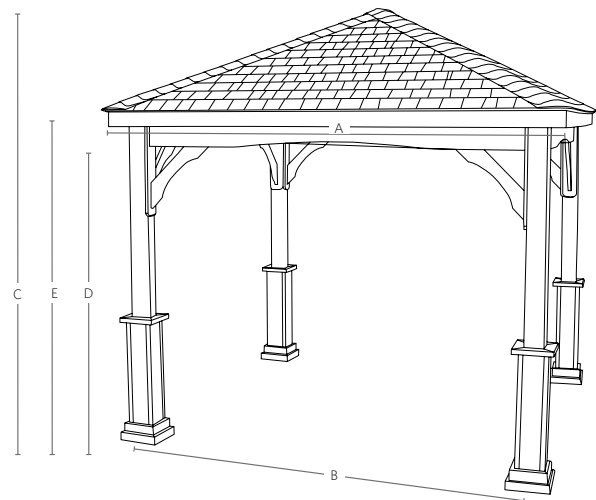


Hampton

Reminiscent of the architecture found throughout the Long Island seaside retreat, the Hampton is a timeless addition to your landscape.

SPECIFICATIONS

SIZE	10'	12'	14'	16'	20'
A	127"	151"	175"	199"	247"
B (C to C of posts)	113 $\frac{1}{4}$ "	137 $\frac{1}{4}$ "	161 $\frac{1}{4}$ "	185 $\frac{1}{4}$ "	233 $\frac{1}{4}$ "
C (regular roof)	130"	136"	142"	148"	N/A
C (classic roof)	147"	153"	159"	165"	N/A
D	Distance from bottom of post to bottom of beam is 87"				
E	Distance from bottom of post to top of beam is 96"				



Please Note: Hampton Pavilions with 20' and above will require additional posts. Base Dimension: 6" x 6" Square = 10 $\frac{1}{2}$ " x 10 $\frac{1}{2}$ ", 8" x 8" Square = 12 $\frac{1}{2}$ " x 12 $\frac{1}{2}$ ", Hampton Style = 12 $\frac{1}{2}$ " x 12 $\frac{1}{2}$ ".



11" overhang

Straight
beam and
premier
arch

Arched
and
straight
braces

Notched
post and
beam joint

Hip roof

8" x 8"
square
posts



VINYL
PERGOLAS

WOOD
PERGOLAS

VINYL & COMPOSITE
PAVILIONS

WOOD
PAVILIONS

VINYL
GAZEBOS

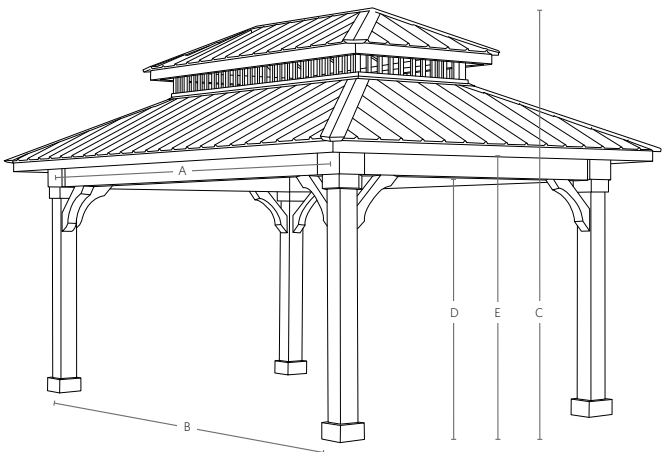
WOOD
GAZEBOS

Cascade

Form meets function in this beautifully constructed pavilion - a perfect backdrop for your next gathering.

SPECIFICATIONS

SIZE	10'	12'	14'	16'	18'	20'	24'
A (outside to outside of roof)	139"	163"	187"	211"	235"	259"	307"
B (C to C of posts)	111"	135"	159"	183"	207"	231"	279"
C (regular roof)	133"	139"	145"	151"	157"	163"	175"
C (classic roof)	150"	156"	162"	168"	174"	180"	192"
D	Distance from bottom of post to bottom of beam is 87"						
E	Distance from bottom of post to top of beam is 96"						



Please Note: Cascade Pavilions with sides of 20' and above will require additional posts. Base Dimension: 8" x 8" Square = 12 1/2" x 12 1/2".



Exposed trusses or rafters

Gable roof

Straight, two-ply beam

Straight brace

8" x 8" posts

12" overhang

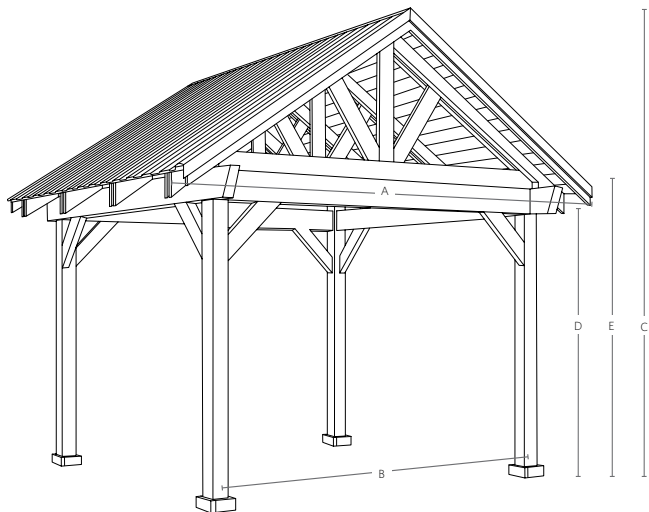


Breckenridge

With its open gable trusses, this pavilion maximizes the benefits of being outdoors while keeping you under shelter.

SPECIFICATIONS

SIZE	10'	12'	14'	16'	18'	20'	24'
A (outside to outside of roof)	144"	168"	192"	216"	240"	264"	312"
B (C to C of posts)	113"	137"	161"	185"	209"	233"	281"
C (regular roof)	144"	152"	160"	168"	176"	183"	200"
D	Distance from bottom of post to bottom of beam is 87"						
E	Distance from bottom of post to top of beam is 96"						



Please Note: Breckenridge Pavilions with sides of 18' and above will require additional posts. Post trim: 8" x 8" Square = 12 1/2" x 12 1/2".



Western red cedar timbers

Solid cedar 8" x 8" posts (no wire chase)

4" x 10" beams -
4" x 6" rafters

2" x 6" tongue-and-groove pine sheathing



VINYL
PERGOLAS

WOOD
PERGOLAS

VINYL & COMPOSITE
PAVILIONS

WOOD
PAVILIONS

VINYL
GAZEBOS

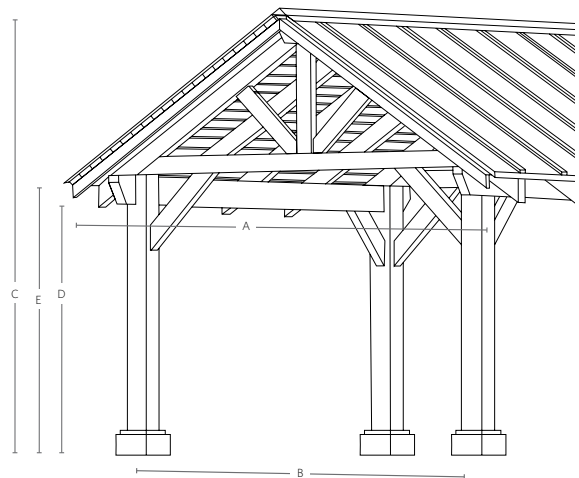
WOOD
GAZEBOS

Mesa

An instant focal point to your backyard. Constructed with stout and mighty timber with a gable roof design, it's a spacious structure for any gathering - or a leisurely afternoon.

SPECIFICATIONS

SIZE	10'	12'	14'	16'	18'	20'	24'
A <i>(outside to outside of roof)</i>	12'	14'	16'	18'	20'	22'	26'
B <i>(C to C of posts)</i>	112"	136"	160"	184"	208"	232"	280"
C <i>(overall height)</i>	144"	152"	160"	168"	176"	183"	200"
D	Distance from bottom of post to bottom of beam is 86"						
E	Distance from bottom of post to top of beam is 96"						





12" overhang

Slant roof design

Notched post and beam joint

8" x 8" posts

Straight, three-ply beam

Straight braces

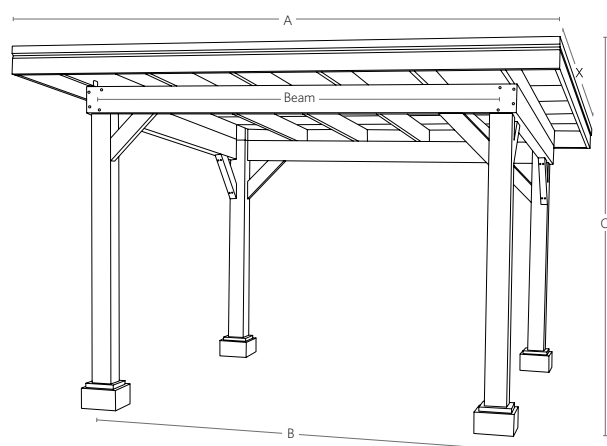


Prairie

The Prairie appeals to minimalistic styles with its clean lines and distinctive slant roof.

SPECIFICATIONS

SIZE	10'	12'	14'	16'	18'	20'	24'
X (O to O slanted roofside)	160"	184"	208"	N/A	N/A	N/A	N/A
A (O to O roof)	144"	168"	192"	216"	240"	264"	312"
B (C to C posts)	113"	137"	161"	185"	209"	233"	281"
C (height)	118"	120"	122"	N/A	N/A	N/A	N/A





Vinyl and Composite

PAVILION GALLERY





Vinyl and Composite
Pavilion Gallery



Wood

PAVILION GALLERY





Wood
Pavilion Gallery



Wood

PAVILION GALLERY



► Ceiling pictured.



▶ Exposed sheathing pictured.

Wood
Pavilion Gallery

Design a Vinyl or Composite Pavilion in 8 easy steps.

1 Choose a size

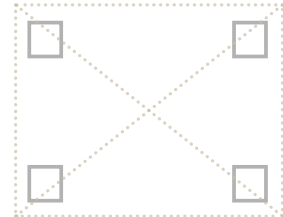
Things to consider:

How much space do you have available?

Berlin Gardens pavilions are available in many sizes.

Measure your available space keeping in mind both post and roof dimensions.

Roof extends 11" past post positions.



Victoria and Wellington Sizes

Widths available:

10', 12', 14', 16', 18', 20'

Lengths available:

10', 12', 14', 16', 18', 20', 24'

2 Choose a site type

Concrete footers recommended.



Concrete



Paver Stone

Concrete footer should be installed prior to structure.



In-ground

3 Choose a beam style



Straight



Standard Arch

Victoria only.



Premier Arch

Victoria only.

4 Choose a color



White




Clay

5 Choose a post style



6 Choose a ceiling style



7 Choose a roof style



8 Choose a roofing material

30-Year Architectural Asphalt Shingles

Metal Roofing



Please refer to in-person samples for an accurate color.

Design a Wood Pavilion in 7 easy steps.

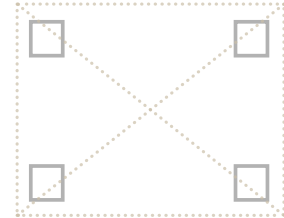
1 Choose a style and size

Things to consider:

How much space do you have available?

Berlin Gardens pavilions are available in many sizes.

Measure your available space keeping in mind both post and roof dimensions.



Roof extends 11" past post positions.



Hampton Sizes

Widths available:

10', 12', 14'

Lengths available:

10', 12', 14', 16', 20'



Cascade Sizes

Widths available:

10', 12', 14', 16', 18', 20'

Lengths available:

10', 12', 14', 16', 18', 20', 24'



Breckenridge and Mesa Sizes

Widths available:

10', 12', 14', 16', 18', 20'

Lengths available:

10', 12', 14', 16', 18', 20', 24'



Prairie Sizes

Widths available:

10', 12', 14'

Lengths available:

10', 12', 14', 16', 18', 20', 24'

2 Choose a site type

Concrete footers recommended.



Concrete



Paver Stone

Concrete footer should be installed prior to structure.



In-ground

3 Choose a beam style



Straight



Standard Arch

Hampton only.



Premier Arch

Cascade only.

4 Choose a ceiling style



Wood Ceiling


Choice of stain color, no paint.



Sheathing

Mesa only available with sheathing.

5 Choose a color



Please refer to in-person samples for an accurate color.

6 Choose a roof style



7 Choose a roofing material

30-Year Architectural Asphalt Shingles

Metal Roofing



Please refer to in-person samples for an accurate color.





Gazebos



Vinyl Octagon Gazebo

The Southern styling of this gazebo brings the green hills of Kentucky to mind.



Vinyl Oblong Gazebo

Clean vinyl posts call to mind horse country, green grass and blue skies.



VINYL
PERGOLAS

WOOD
PERGOLAS

VINYL & COMPOSITE
PAVILIONS

WOOD
PAVILIONS

Vinyl Rectangular Gazebo

Sip sweet tea, chat with family and friends, read a book and relax ... it's all good in this timeless gazebo.

STANDARD SPECIFICATIONS

- OCTAGON,
OBLONG, SQUARE
OR RECTANGULAR

- WHITE VINYL

- CLASSIC ROOF

- AMERICAN RAIL

- ASPHALT SHINGLES

VINYL
GAZEBOS



- CUPOLAS



- BEADED VINYL
CEILING



- COATED STAINLESS
STEEL ROOF
REINFORCEMENT
PLATE



- VINYL CLAD POSTS



- OCTAGON FLOOR
AZEK DECKING

WOOD
GAZEBOS



Wood Octagon Gazebo

This classic style brings the grandeur of colonial America to your own backyard.



Wood Oblong Gazebo

Inspired by Southern style, this gazebo brings the area's charm and casual, laid-back lifestyle to you.



VINYL
PERGOLAS

WOOD
PERGOLAS

VINYL & COMPOSITE
PAVILIONS

WOOD
PAVILIONS

Wood Rectangular Gazebo

The architecture of Madison, Virginia, shows similarities to the symmetry and harmony in this gazebo.

STANDARD SPECIFICATIONS

- OCTAGON, OBLONG,
SQUARE OR RECTANGULAR

- REGULAR ROOF

- AMERICAN RAIL

- ASPHALT SHINGLES

VINYL
GAZEBOS



- AIR-DRIED, CLEAR-
GRADE LUMBER

- PINE UNDERSIDE
SHEATHING

- ROOF REINFORCEMENT
PLATES

- LAMINATED POSTS

- TREATED OCTAGON
WOOD FLOOR

WOOD
GAZEBOS



Gazebo

GALLERY



Design a Gazebo in 7 easy steps.

1 Choose a shape and size



Octagon Sizes

10', 12',
14', 16',
20', 24'



Oblong Sizes

10' x 14'
10' x 18'
12' x 16'
12' x 20'



Square or Rectangular Sizes

10' x 10' 12' x 12'
10' x 12' 12' x 16'
10' x 16' 12' x 20'

2 Choose a color

Vinyl



White

Clay

Please refer to in-person samples for an accurate color.

Paint White



Stain Cedartone

Paint Almond



Stain Storm Cloud Gray

Wood

Paint Clay



Stain Mocha

Natural Unstained



Stain Mahogany

Natural Clear Watersealer



Stain Black Onyx

3 Choose a rail style

Vinyl Rail Styles



American Style



Deckorators Classic Style

Wood Rail Styles



American Style



Deckorators Classic Style

4 Choose a roof style

Oblong



Oblong Roof
Classic Roof is standard

Octagon



Regular Roof



Classic Roof

Square and Rectangular



Regular Roof








Classic Roof

5 Choose a roofing material

30-Year Architectural Asphalt Shingles





Metal Roofing

 Weatherwood	 Burnt Sienna (Dk. Brown)	 Black	 Charcoal	 Light Gray	 Brown	 Antique Bronze
 Resawn Shake (Lt. Brown)	 Moire Black	 Burgundy	 Rustic Red	 Brite Red	 Green	 Hawaiian Blue
 Pewter	 Hunter Green	 Clay	 Light Stone	 Tan	 Galvalume	 White
 Cobblestone Gray		 Copper Metallic				

Please refer to in-person samples for an accurate color.

6 Choose a floor color

Azek Harvest Collection

 Kona	 Slate Grey	 Brownstone	 Treated Wood
---	---	---	---

Please refer to in-person samples for an accurate color.

7 Choose additional options



Screen System for Vinyl or Wood Gazebos

Benches for Vinyl or Wood Gazebos

Ceiling Fan Support standard



Miscellaneous

GALLERY




Fabric Options

FABRIC GROUP A



FABRIC GROUP B



FABRIC GROUP C



Curtains

(Pergola and Pavilion only)



- Standard side includes two 52" wide by 86" long panels
- Mounting hardware and rod available
- Available in all fabrics shown on page 62
- Curtain rods are powder-coated, galvanized steel
- Rods are available in white, bronze and black



Curtains hang on an easy-to-install system.

Privacy Wall

(Pergola and Pavilion only)



- Hand-selected, top-grade Southern Yellow Pine
- Tongue-and-groove boards
- 12" high lattice along the top of each wall
- Stained or painted to match

Dia Shade

(Pergola only)



- Track is powder-coated white, bronze or black
- Stainless fasteners and components
- Available in all fabrics shown on page 62 only
- Maximum width per section is 54"
- Track runs parallel with beams
- 10' and 12' purlin lengths will have two shade sections
- 14' and 16' purlin lengths will have three shade sections
- Not available in cut yardage



SCAN CODE TO SEE ALL
BERLIN GARDENS PRODUCTS.



BERLIN GARDENS
take life outdoors™