

# ***TRX250TM / TRX250TE***

TRX250TM<sub>G</sub>  
TRX250TM<sub>H</sub>  
TRX250TM<sub>J</sub>  
TRX250TE<sub>G</sub>  
TRX250TE<sub>H</sub>  
TRX250TE<sub>J</sub>

**PARTS CATALOGUE**

**3**

---

**FOREWORD INDEX**

**1**

---

**ENGINE GROUP**

**2**

---

**FRAME GROUP**

**3**

---

**PART NUMBER INDEX**

**4**

---

**PART NAME INDEX**

**5**

---



## Instruction for use of parts catalogue

- **This parts catalogue has been created as of July 10, 2017.**
  - Since this date, the sales practice for repair parts may have been changed or the parts may have been eliminated (listed for those not for sale).
  - The modified information is reflected on the latest Electronic Parts Catalogue (EPC).  
Also, refer to the parts catalogue news for any change.
  - See the parts catalogue news for any revision that is made after July 10, 2017.
- **Always specify the part number when ordering a part.**
  - Check the model, type, serial numbers, color, maker, and the size as needed before ordering a part.
  - Note that the illustrations (part drawings) can differ from the actual parts in shape.  
They are given just to help you to refer to the parts.
- **When modifications or additions to this parts catalogue are made, a revised edition will be issued at an appropriate time, with successively progressing revision numbers on the cover. We recommend obtaining such revisions in order to keep your parts catalogue up-to-date at all times. To check whether a parts catalogue revision has been issued, please contact your Honda distributor.**

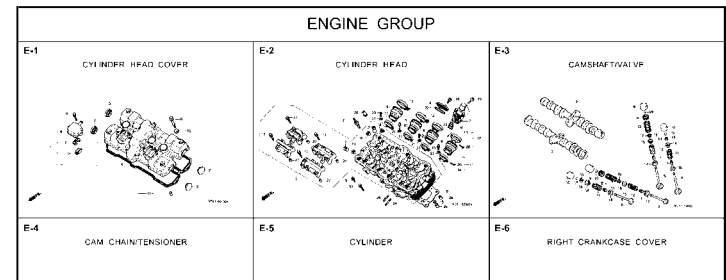
Initial version issue date  
June 01, 2015  
**Honda Motor Co., Ltd.**

## CONTENTS

	Page
● Instruction for use of parts catalogue .....	1
● How to refer to the part information .....	2
● Part catalogue structure .....	3
● When the parts were revised.....	5
● Abbreviations used in the parts catalogue.....	5
● Part block and serial number check .....	6
● Color label attachment position check.....	6
● Models, parts catalogue codes and applicable serial numbers.....	7
● Color label .....	8
● Color chart.....	9
● Fuel hose, general purpose hoses and vinyl hose .....	21
● FLAT RATE SERVICE TIME .....	25
● Illustrated index .....	31
● ENGINE GROUP.....	38
● FRAME GROUP.....	66
● PART NO. INDEX.....	111
● PART NAME INDEX.....	115

How to refer to the part information

A Reference with "Illustrated index"

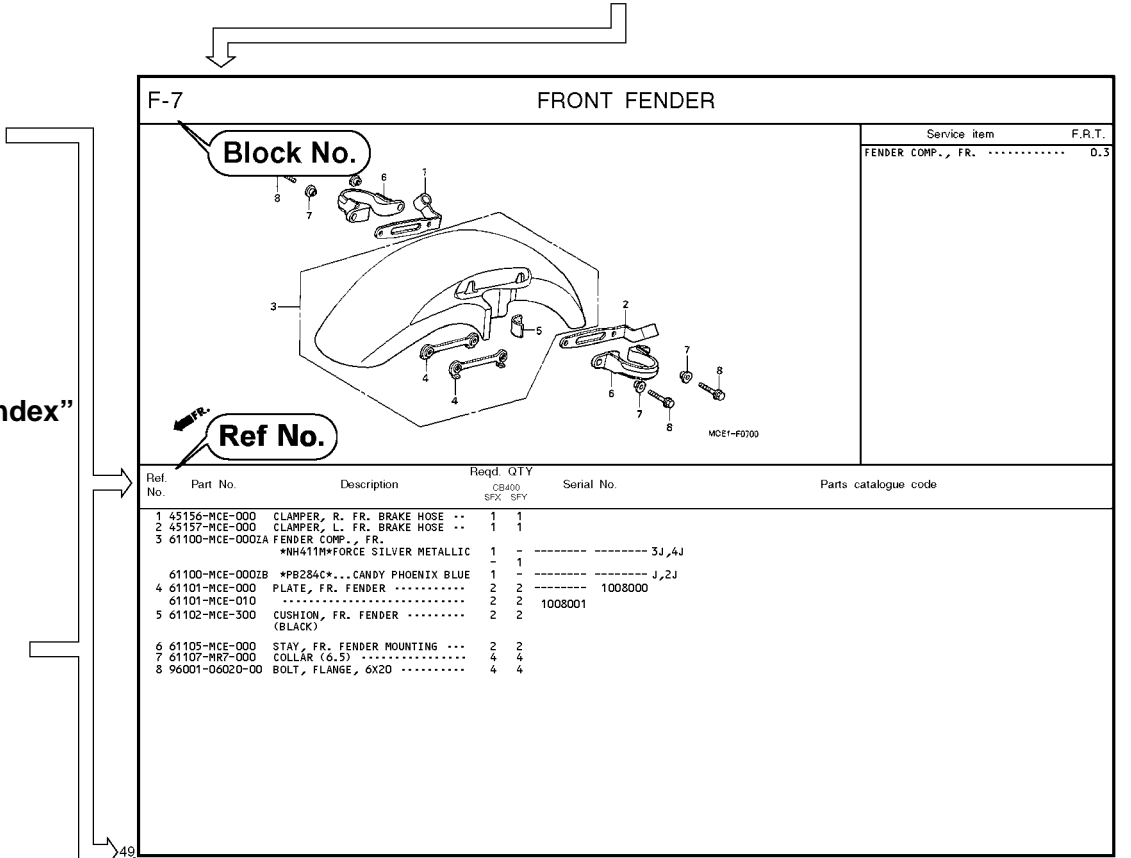


B Reference with "Part number index"

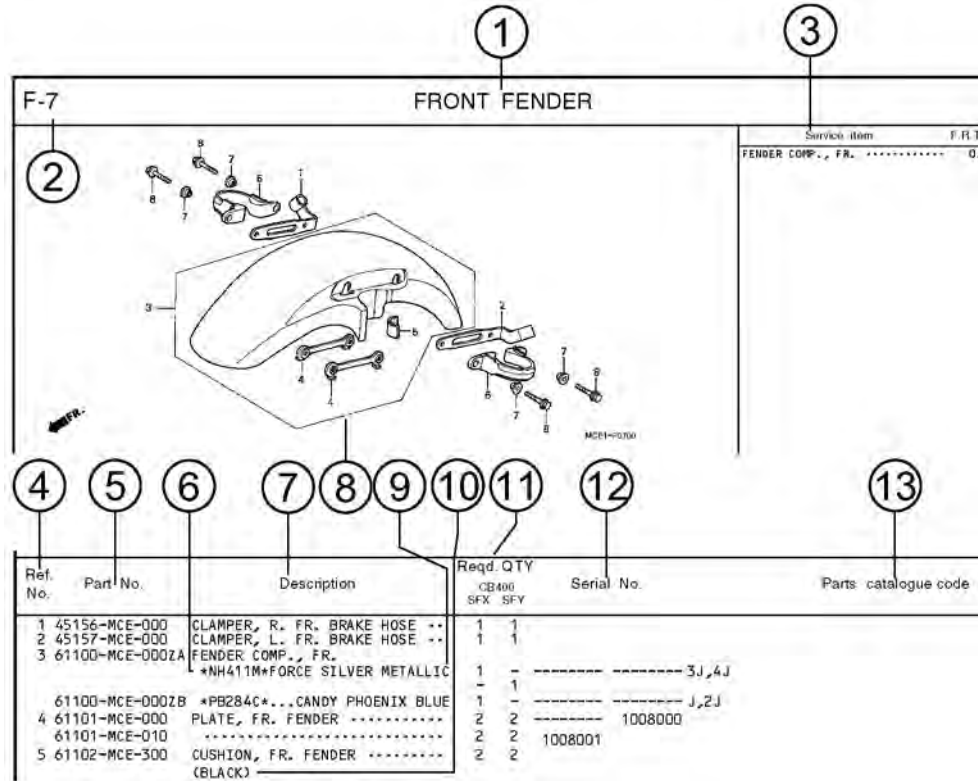
PART NO. INDEX			
Part Number	Page	Ref.	
04000			13323-MY9-751 28 10
			13324-MY9-751 28 10
04911-MCE-000	26	1	13325-MY9-751 28 10
			13327-MY9-751 28 10
06000			14000
06405-MY5-P00	67	3	14100-MCE-000 13 2
06405-MY5-P10	67	3	14200-MCE-000 13 3
06410-MY9-860	56	1	14321-MCE-000 16 2
06435-MCE-006	55	1	14401-MCE-003 16 3
06451-166-405	51	2	14510-MCE-000 16 4
06451-443-405	55	2	14520-MY9-691 16 5
06451-MA7-405	51	1	14524-MY9-690 16 6
06455-MCE-006	51	3	14546-MCE-000 16 7
			14620-MY9-691 16 8
			14711-MCE-000 13 4
11000			14712-MCE-000 13 5
11210-MCE-000	25	1	14721-MCE-000 13 6
11330-MCE-305	18	1	14722-MCE-000 13 7
11333-RT3-000	22	1	14730-MCE-000 13 8
11335-MCE-000	18	2	14731-MCE-000 13 9
11360-MCE-000	23	1	14731-MY9-751 13 10
11365-MCE-000	23	2	14751-MY2-000 13 11
11396-MY9-000	18	3	14751-MCE-000 13 12
11631-MCE-000	21	1	14761-MCE-000 13 13
11691-MY9-000	21	2	

C Reference with "Part name index"

PART NAME INDEX			
Part name	Page	Ref.	Pe
[ A ]			
ADJUSTER, CHAIN	67	5	BOLT, CHANGE
ARM COMP., GEAR CHANGE	64	3	BOLT, CLUTCH
ARM, L. MAIN STEP	65	8	BOLT, CONNECT
ARM, L. PILLION STEP	65	12	BOLT, DISK, 4
ARM, R. MAIN STEP	65	5	BOLT, DRAIN F
ARM, R. PILLION STEP	65	11	BOLT, FLANGE
AUTO COOK ASSY., FUEL	73	3	BOLT, FLANGE
AXLE, FR. WHEEL	52	5	BOLT, FLANGE
AXLE, RR. WHEEL	56	3	BOLT, FLANGE
[ B ]			
BAG, AIR PRESSURE GAUGE	77	4	BOLT, FLANGE
BAG, SERVICE BOOK	77	1	BOLT, FLANGE
BAG, TOOL	77	3	BOLT, FLANGE
BALL, STEEL	65	20	BOLT, FLANGE
BAND A, INSULATOR	11	11	BOLT, FLANGE
BAND B, INSULATOR	11	12	BOLT, FLANGE
BAND, AIR CLEANER CONNECTING TUBE	62	22	BOLT, FLANGE
BAND, U-LOCK	70	3	BOLT, FLANGE
BAND, WIRE	26	14	BOLT, FLANGE
	63	21	BOLT, FLANGE
	74	18	



## Part catalogue structure



① Block title ② Block number

③ Service item/Flat rate time

④ Reference number

- Title number marked with the parenthesis or parentheses indicates that it continues from the previous page.

⑤ Part number ⑥ Honda color code

⑦ Description

⑧ Assemblies

- Sections framed with broken lines in the exploded view drawings are available as complete assemblies. (Their individual parts can also be obtained.)

⑨ Color description

⑩ Note

- Notes are shown with the parentheses in the part name column.

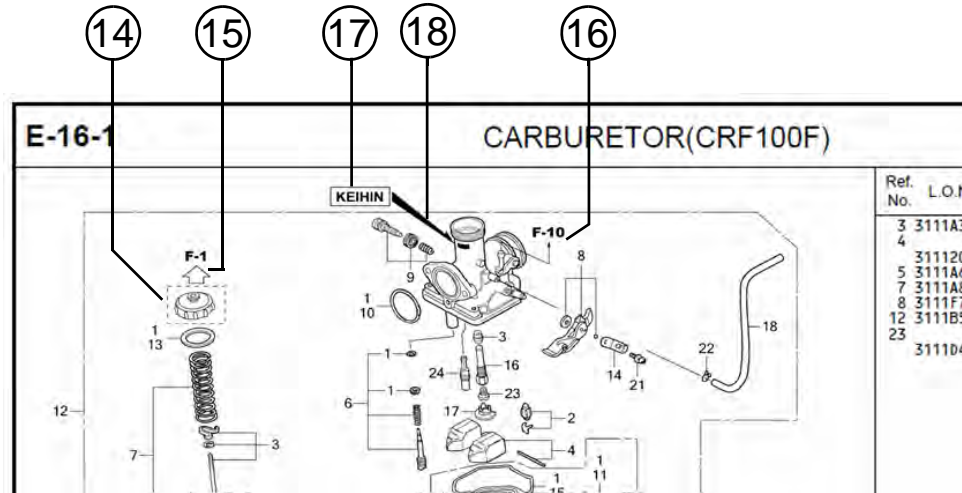
⑪ Required quantity

- Reqd. QTY shown in the parenthesis or parentheses indicates the optional part.
- Reqd. QTY marked with "N" indicates the optional part that should be selected as needed.
- Reqd. QTY indicates the number of the part used in the block.

⑫ Serial number

⑬ Parts catalogue code

- When the parts catalogue code column is blank, it indicates that the part is applicable to all codes.



⑭   
 • Parts enclosed within a dotted line are covered in a different block.

⑮   
 • A hollow arrow indicates the block No. for the parts enclosed within a dotted line .


⑯   
 • A solid arrow indicates the block No. the part in question is connected to.

⑰ **Replacement Identification Information for Designated Part No.**

⑱ **Location of Replacement Identification Information for Designated Part No.**

- If an arrow mark is indicated in 18, the part is incompatible with a different part No.
- Make sure to order the part of the same manufacture, including the component part.
- To make an order, indicate the part No., which includes the symbol displayed on the applicable section of the part to be replaced.

## When the parts were revised



Ref. No.	Part No.	Description	Reqd. QTY		Serial No.
			CB400 SFX	SFY	
1	45156-MCE-000	CLAMPER, R. FR. BRAKE HOSE ..	1	1	
2	45157-MCE-000	CLAMPER, L. FR. BRAKE HOSE ..	1	1	
3	61100-MCE-000ZA	FENDER COMP., FR. *NH411M*FORCE SILVER METALLIC	1	-	-----3J,4J
	61100-MCE-000ZB	*PB284C*...CANDY PHOENIX BLUE	1	-	-----J,2J
4	61101-MCE-000	PLATE, FR. FENDER (###).....	2	2	-----1008000
	61101-MCE-010	.....	2	2	-----1008001
5	61102-MCE-300	CUSHION, FR. FENDER ..... (BLACK)	2	2	
6	61105-MCE-000	STAY, FR. FENDER MOUNTING ...	2	2	
7	61107-MR7-000	COLLAR (6,5) .....	4	4	
8	96001-06020-00	BOLT, FLANGE, 6X20 .....	4	4	


The number has been used from the initial model without revision.

When shown at the left side, it is applicable to the models of No.1008001 and the subsequent numbers.

When shown at the right side, it is applicable to the models up to No.1008000.

The parts listed with "###" at the end of the parts name have limited supply period (parts not for sale).

## Abbreviations used in the parts catalogue



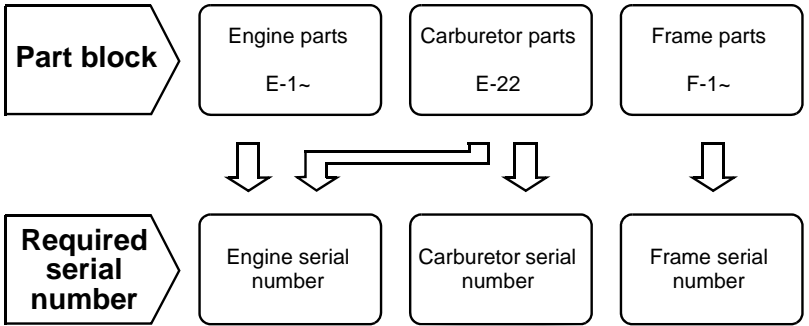
\* "L." or "R." in the description of a part stands for the LEFT hand side or the RIGHT hand side. Determine the left or right as if you were in the motorcycle seat.

### The following abbreviations are used in this parts catalogue.

A ..... Ampere	L. ....Left
ABS ..... Anti-lock brake system	L (100L) .Link (100 Links)
A.C. .... Alternating current	L.E.D. ....Light emitted diode
A.M. .... Attaching mark	MM .....Millimeter
ASSY. .... Assembly	MPH .....Miles per hour
C.D.I. .... Capacitive discharge ignition	R. ....Right
COMP. ... Complete	RR. ....Rear
CP. .... Candle power	STD. ....Standard
D.C. .... Direct current	T (22T) ...Tooth (22 Teeth)
EX. .... Exhaust	TCS .....Traction control system
FR. .... Front	T.M. ....Transcript mark
G ..... Gram	V .....Volt
HEX. .... Hexagonal	W .....Watt
IN. .... Inlet	WL .....With labelling
KPH ..... Kilometers per hour	WOL .....Without labelling

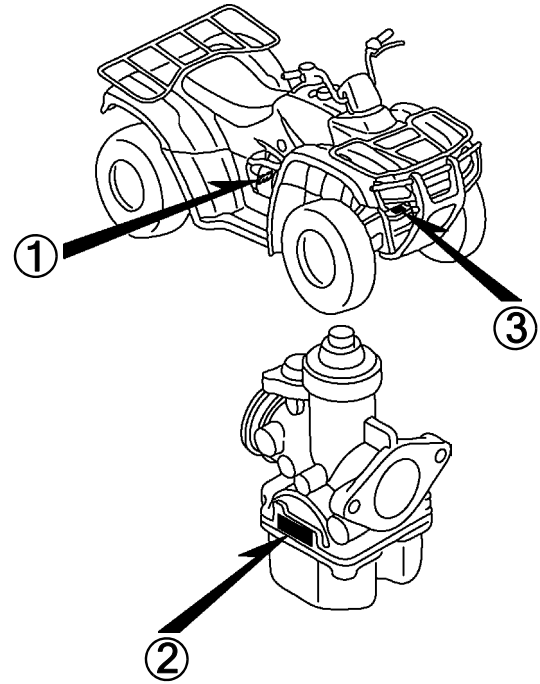


### Part block and serial number check

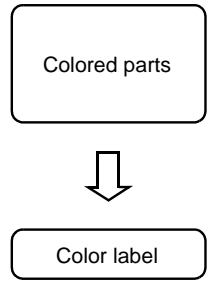


Check point


①                      ②                      ③



### Color label attachment position check



④



### Models, parts catalogue codes and applicable serial numbers

Models, parts catalogue codes and applicable serial Nos. given in this parts catalogue can be identified as follows.

Parts with parts catalogue codes are exclusive for models destined for countries designated.

If no area codes are listed, parts are for common use.

Model	Area code	Type	Applicable engine serial No.	Applicable frame serial No.	Applicable carburetor identification No.
TRX250TMG	ED	European direct sales	TE21E-8100001~8199999	1HFTE217*G4000001~G4099999	PDC1N A
	U	Australia		1HFTE21U*G4000001~G4099999	
TRX250TMH	ED	European direct sales	TE21E-8100001~8199999	1HFTE217*H4100001~H4149999	PDC1N A
	U	Australia		1HFTE21U*H4100001~H4149999	
TRX250TMJ	ED	European direct sales	TE48E-8200001~	1HFTE217*J4200001~	PDC1N A
	U	Australia		1HFTE21U*J4200001~	
TRX250TEG	ED	European direct sales	TE21E-8100001~8199999	1HFTE218*G4000001~G4099999	PDC1N A
TRX250TEH	ED	European direct sales	TE21E-8100001~8199999	1HFTE218*H4100001~H4149999	PDC1N A
	U	Australia		1HFTE21U*H4150001~H4199999	
TRX250TEJ	ED	European direct sales	TE48E-8200001~	1HFTE218*J4200001~	PDC1N A
	U	Australia		1HFTE21U*J4250001~	

\* Of carburetor/throttle body identification numbers, only the portions underlined in the example below are used for registration.

PDC1N A KC 7

# 1

## Color label

- When ordering parts, check the model name, main color, and code by observing the “COLOR LABEL” on the vehicle.
- When ordering a colored part, use the color chart in the instruction for use of parts catalogue.

<p><b>VFR800FIW</b></p> <p>COLOR <b>R-157</b></p> <p>CODE <b>R157</b></p>		MODEL	VFR800FIW					
	No.	COLOR	Sparkling silver metallic	Mute black metallic	Applicable model		Applicable block No.	Re
		CODE	NH-295M	NH-359M	Initial applicable model	Final applicable model		
		Name of colored parts	Basic part No.	NH295	NH359			
	1							
	2							
	3							
	4							
	5							
	6							
	7							
	8							
	9							
	10							

## Color chart

- When ordering a colored part, refer to the chart below and use a part number consisting of the relevant basic part number to which has been added a part color code.

### TRX250TM (TRX250TMG)

No.	MODEL		TRX250TMG					
	COLOR		Patriot red	Scout green R	Applicable model		Applicable block No.	Ref. No.
	CODE		R-232	GY-149R	Initial applicable model	Final applicable model		
	Name of colored parts	Basic part No.	R232	GY149R				
1	COVER SET, L. TANK SIDE	83650-HS0-A00	ZB	ZA			F-28-10	5
2	COVER SET, R. TANK SIDE	83550-HS0-A00	ZB	ZA			F-28-10	4
3	COVER, FUEL TANK TOP	83700-HM8-B00	ZA	ZA			F-28-10	6
4	COVER, HANDLE	53205-HM8-V20	ZA	ZA			F-8	7
5	COVER, L. ENGINE SIDE	11320-HM8-B00	ZB	ZB			F-28-10	2
6	COVER, R. ENGINE SIDE	11310-HM8-B00	ZB	ZB			F-28-10	1
7	COVER, TOOL BOX	80311-HM8-B00	ZD	ZD			F-40	14
8	EMBLEM, L. FUEL TANK COVER	87122-HM8-B20	ZA	-			F-54	3
9	EMBLEM, R. FUEL TANK COVER	87121-HM8-B20	ZA	-			F-54	2
10	FENDER SET, FR.	61150-HS0-E00	ZB	ZA			F-12	7
11	FENDER SET, FR.	61150-HS0-U00	ZB	ZA			F-12	7
12	FENDER, RR.	80100-HS0-E00	ZA	ZB			F-40	6
13	FENDER, RR.	80100-HS0-A00	ZA	ZB			F-40	6
14	GRILLE, FR.	66300-HM8-B00	ZA	ZA			F-12	12
15	GUARD, FR. PIPE	81170-HM8-B00	ZA	ZA			F-51	7

## TRX250TM (TRX250TMG)

No.	MODEL		TRX250TMG					
	COLOR		Patriot red	Scout green R	Applicable model		Applicable block No.	Ref. No.
	CODE		R-232	GY-149R	Initial applicable model	Final applicable model		
	Name of colored parts	Basic part No.	R232	GY149R				
16	LEVER, FUEL COCK	16963-HM8-000	ZA	ZA			F-26	3
17	LID, TOOL BOX	80211-HM8-B00	ZD	ZD			F-43	3
18	MARK, FR. FENDER	86611-HS0-E00	ZA	ZA			F-54	4
19	MARK, HONDA	86101-HS0-A00	-	ZA			F-54	1
20	MARK, HONDA	87127-HM8-B80	ZA	-			F-54	1
21	MARK, L. WING	86202-HS0-A00	-	ZA			F-54	3
22	MARK, R. WING	86201-HS0-A00	-	ZA			F-54	2
23	MUDGUARD, L. CENTER	80122-HM8-B00	ZA	ZA			F-40	9
24	MUDGUARD, L. FR. LOWER	61866-HM8-B00	ZA	ZA			F-12	10
25	MUDGUARD, R. CENTER	80121-HM8-B00	ZA	ZA			F-40	8
26	MUDGUARD, R. FR. LOWER	61861-HM8-B00	ZA	ZA			F-12	8
27	PLATE, FR. SKID	81160-HM8-610	ZB	ZB			F-51	6
28	SEAT COMP.	77100-HM8-850	ZA	ZA			F-29	1
29	SEAT COMP.	77100-HM8-B80	ZA	ZA			F-29	1
30	WHEEL SUB ASSY., FR.	44650-HM8-610	ZA	-			F-20	6
31	WHEEL SUB ASSY., FR.	44650-HM8-700	-	ZA			F-20	6
32	WHEEL SUB ASSY., RR.	42650-HM8-610	ZA	-			F-21	2
33	WHEEL SUB ASSY., RR.	42650-HM8-700	-	ZA			F-21	2

### TRX250TM (TRX250TMH)

No.	MODEL		TRX250TMH					
	COLOR		Patriot red	Scout green R	Applicable model		Applicable block No.	Ref. No.
	CODE		R-232	GY-149R	Initial applicable model	Final applicable model		
	Name of colored parts	Basic part No.	R232	GY149R				
1	COVER SET, L. TANK SIDE	83650-HS0-A20	ZB	ZA			F-28-10	5
2	COVER SET, R. TANK SIDE	83550-HS0-A20	ZB	ZA			F-28-10	4
3	COVER, FUEL TANK TOP	83700-HM8-B00	ZA	ZA			F-28-10	6
4	COVER, HANDLE	53205-HM8-V20	ZA	ZA			F-8	7
5	COVER, L. ENGINE SIDE	11320-HM8-B00	ZB	ZB			F-28-10	2
6	COVER, R. ENGINE SIDE	11310-HM8-B00	ZB	ZB			F-28-10	1
7	COVER, TOOL BOX	80311-HM8-B00	ZD	ZD			F-40	14
8	FENDER SET, FR.	61150-HS0-E20	ZB	ZA			F-12	7
9	FENDER SET, FR.	61150-HS0-U10	ZB	ZA			F-12	7
10	FENDER, RR.	80100-HS0-A00	ZA	ZB			F-40	6
11	FENDER, RR.	80100-HS0-E00	ZA	ZB			F-40	6
12	GRILLE, FR.	66300-HM8-B00	ZA	ZA			F-12	12
13	GUARD, FR. PIPE	81170-HM8-B00	ZA	ZA			F-51	7
14	LEVER, FUEL COCK	16963-HM8-000	ZA	ZA			F-26	3
15	LID, TOOL BOX	80211-HM8-B00	ZD	ZD			F-43	3



## TRX250TM (TRX250TMH)

No.	MODEL		TRX250TMH					
	COLOR		Patriot red	Scout green R	Applicable model		Applicable block No.	Ref. No.
	CODE		R-232	GY-149R	Initial applicable model	Final applicable model		
	Name of colored parts	Basic part No.	R232	GY149R				
16	MARK, FR. FENDER	86611-HS0-E00	ZA	ZA			F-54	4
17	MARK, HONDA	86101-HS0-A00	-	ZA			F-54	1
18	MARK, HONDA	86101-HS0-A20	ZA	-			F-54	1
19	MARK, L. WING	86202-HR3-A20	ZB	-			F-54	3
20	MARK, L. WING	86202-HS0-A00	-	ZA			F-54	3
21	MARK, R. WING	86201-HR3-A20	ZB	-			F-54	2
22	MARK, R. WING	86201-HS0-A00	-	ZA			F-54	2
23	MUDGUARD, L. CENTER	80122-HM8-B00	ZA	ZA			F-40	9
24	MUDGUARD, L. FR. LOWER	61866-HM8-B00	ZA	ZA			F-12	10
25	MUDGUARD, R. CENTER	80121-HM8-B00	ZA	ZA			F-40	8
26	MUDGUARD, R. FR. LOWER	61861-HM8-B00	ZA	ZA			F-12	8
27	PLATE, FR. SKID	81160-HM8-610	ZB	ZB			F-51	6
28	SEAT COMP.	77100-HM8-850	ZA	ZA			F-29	1
29	SEAT COMP.	77100-HM8-B80	ZA	ZA			F-29	1
30	WHEEL SUB ASSY., FR.	44650-HM8-700	ZA	ZA			F-20	6
31	WHEEL SUB ASSY., RR.	42650-HM8-700	ZA	ZA			F-21	2

TRX250TM (TRX250TMJ)

No.	MODEL		TRX250TMJ					
	COLOR		Patriot red	Adventure green	Applicable model		Applicable block No.	Ref. No.
	CODE		R-232	G-152	Initial applicable model	Final applicable model		
	Name of colored parts	Basic part No.	R232	G152				
1	COVER SET, L. TANK SIDE	83650-HS0-A40	ZC	ZB			F-28-10	5
2	COVER SET, R. TANK SIDE	83550-HS0-A40	ZC	ZB			F-28-10	4
3	COVER, FUEL TANK TOP	83700-HM8-B00	ZA	ZA			F-28-10	6
4	COVER, HANDLE	53205-HM8-V20	ZA	ZA			F-8	7
5	COVER, L. ENGINE SIDE	11320-HM8-B00	ZB	ZB			F-28-10	2
6	COVER, R. ENGINE SIDE	11310-HM8-B00	ZB	ZB			F-28-10	1
7	COVER, TOOL BOX	80311-HM8-B00	ZD	ZD			F-40	14
8	EMBLEM, L. FUEL TANK COVER	87122-HM8-B20	-	ZB			F-54	3
9	EMBLEM, R. FUEL TANK COVER	87121-HM8-B20	-	ZB			F-54	2
10	FENDER SET, FR.	61150-HS0-E40	ZB	ZA			F-12	7
11	FENDER SET, FR.	61150-HS0-U30	ZB	ZA			F-12	7
12	FENDER, RR.	80100-HS0-A40	ZA	ZC			F-40	6
13	FENDER, RR.	80100-HS0-E40	ZA	ZB			F-40	6
14	GRILLE, FR.	66300-HM8-B00	ZA	ZA			F-12	12
15	GUARD, FR. PIPE	81170-HM8-B00	ZA	ZA			F-51	7





## TRX250TM (TRX250TMJ)

No.	MODEL		TRX250TMJ					
	COLOR		Patriot red	Adventure green	Applicable model		Applicable block No.	Ref. No.
	CODE		R-232	G-152	Initial applicable model	Final applicable model		
	Name of colored parts	Basic part No.	R232	G152				
16	LEVER, FUEL COCK	16963-HM8-000	ZA	ZA			F-26	3
17	LID, TOOL BOX	80211-HM8-B00	ZD	ZD			F-43	3
18	MARK, FR. FENDER	86611-HS0-E00	ZA	ZA			F-54	4
19	MARK, HONDA	86101-HS0-A20	ZA	-			F-54	1
20	MARK, HONDA	87127-HM8-B80	-	ZB			F-54	1
21	MARK, L. WING	86202-HR3-A20	ZB	-			F-54	3
22	MARK, R. WING	86201-HR3-A20	ZB	-			F-54	2
23	MUDGUARD, L. CENTER	80122-HM8-B00	ZA	ZA			F-40	9
24	MUDGUARD, L. FR. LOWER	61866-HM8-B00	ZA	ZA			F-12	10
25	MUDGUARD, R. CENTER	80121-HM8-B00	ZA	ZA			F-40	8
26	MUDGUARD, R. FR. LOWER	61861-HM8-B00	ZA	ZA			F-12	8
27	PLATE, FR. SKID	81160-HM8-610	ZB	ZB			F-51	6
28	SEAT COMP.	77100-HM8-850	ZA	ZA			F-29	1
29	SEAT COMP.	77100-HM8-B80	ZA	ZA			F-29	1
30	WHEEL SUB ASSY., FR.	44650-HM8-700	ZA	ZA			F-20	6
31	WHEEL SUB ASSY., RR.	42650-HM8-700	ZA	ZA			F-21	2

### TRX250TE (TRX250TEG)

No.	MODEL		TRX250TEG					
	COLOR		Patriot red	Scout green R	Applicable model		Applicable block No.	Ref. No.
	CODE		R-232	GY-149R	Initial applicable model	Final applicable model		
	Name of colored parts	Basic part No.	R232	GY149R				
1	COVER SET, L. TANK SIDE	83650-HS0-A00	ZB	ZA			F-28-10	5
2	COVER SET, R. TANK SIDE	83550-HS0-A00	ZB	ZA			F-28-10	4
3	COVER, FUEL TANK TOP	83700-HM8-B00	ZA	ZA			F-28-10	6
4	COVER, HANDLE	53205-HM8-V20	ZA	ZA			F-8	7
5	COVER, L. ENGINE SIDE	11320-HM8-B00	ZB	ZB			F-28-10	2
6	COVER, R. ENGINE SIDE	11310-HM8-B00	ZB	ZB			F-28-10	1
7	COVER, TOOL BOX	80311-HM8-B00	ZD	ZD			F-40	14
8	EMBLEM, L. FUEL TANK COVER	87122-HM8-B20	ZA	-			F-54	3
9	EMBLEM, R. FUEL TANK COVER	87121-HM8-B20	ZA	-			F-54	2
10	FENDER SET, FR.	61150-HS0-E10	ZB	ZA			F-12	7
11	FENDER, RR.	80100-HS0-E00	ZA	ZB			F-40	6
12	GRILLE, FR.	66300-HM8-B00	ZA	ZA			F-12	12
13	GUARD, FR. PIPE	81170-HM8-B00	ZA	ZA			F-51	7
14	LEVER, FUEL COCK	16963-HM8-000	ZA	ZA			F-26	3
15	LID, TOOL BOX	80211-HM8-B00	ZD	ZD			F-43	3

## TRX250TE (TRX250TEG)

No.	MODEL		TRX250TEG					
	COLOR		Patriot red	Scout green R	Applicable model		Applicable block No.	Ref. No.
	CODE		R-232	GY-149R	Initial applicable model	Final applicable model		
	Name of colored parts	Basic part No.	R232	GY149R				
16	MARK, FR. FENDER	86611-HS0-E10	ZA	ZA			F-54	5
17	MARK, HONDA	86101-HS0-A00	-	ZA			F-54	1
18	MARK, HONDA	87127-HM8-B80	ZA	-			F-54	1
19	MARK, L. WING	86202-HS0-A00	-	ZA			F-54	3
20	MARK, R. WING	86201-HS0-A00	-	ZA			F-54	2
21	MUDGUARD, L. CENTER	80122-HM8-B00	ZA	ZA			F-40	9
22	MUDGUARD, L. FR. LOWER	61866-HM8-B00	ZA	ZA			F-12	10
23	MUDGUARD, R. CENTER	80121-HM8-B00	ZA	ZA			F-40	8
24	MUDGUARD, R. FR. LOWER	61861-HM8-B00	ZA	ZA			F-12	8
25	PLATE, FR. SKID	81160-HM8-610	ZB	ZB			F-51	6
26	SEAT COMP.	77100-HM8-850	ZA	ZA			F-29	1
27	WHEEL SUB ASSY., FR.	44650-HM8-610	ZA	-			F-20	6
28	WHEEL SUB ASSY., FR.	44650-HM8-700	-	ZA			F-20	6
29	WHEEL SUB ASSY., RR.	42650-HM8-610	ZA	-			F-21	2
30	WHEEL SUB ASSY., RR.	42650-HM8-700	-	ZA			F-21	2

TRX250TE (TRX250TEH)

No.	MODEL		TRX250TEH					
	COLOR		Patriot red	Scout green R	Applicable model		Applicable block No.	Ref. No.
	CODE		R-232	GY-149R	Initial applicable model	Final applicable model		
	Name of colored parts	Basic part No.	R232	GY149R				
1	COVER SET, L. TANK SIDE	83650-HS0-A20	ZB	ZA			F-28-10	5
2	COVER SET, R. TANK SIDE	83550-HS0-A20	ZB	ZA			F-28-10	4
3	COVER, FUEL TANK TOP	83700-HM8-B00	ZA	ZA			F-28-10	6
4	COVER, HANDLE	53205-HM8-V20	ZA	ZA			F-8	7
5	COVER, L. ENGINE SIDE	11320-HM8-B00	ZB	ZB			F-28-10	2
6	COVER, R. ENGINE SIDE	11310-HM8-B00	ZB	ZB			F-28-10	1
7	COVER, TOOL BOX	80311-HM8-B00	ZD	ZD			F-40	14
8	FENDER SET, FR.	61150-HS0-E30	ZB	ZA			F-12	7
9	FENDER SET, FR.	61150-HS0-U20	ZB	ZA			F-12	7
10	FENDER, RR.	80100-HS0-A00	ZA	ZB			F-40	6
11	FENDER, RR.	80100-HS0-E00	ZA	ZB			F-40	6
12	GRILLE, FR.	66300-HM8-B00	ZA	ZA			F-12	12
13	GUARD, FR. PIPE	81170-HM8-B00	ZA	ZA			F-51	7
14	LEVER, FUEL COCK	16963-HM8-000	ZA	ZA			F-26	3
15	LID, TOOL BOX	80211-HM8-B00	ZD	ZD			F-43	3



## TRX250TE (TRX250TEH)

No.	MODEL		TRX250TEH					
	COLOR		Patriot red	Scout green R	Applicable model		Applicable block No.	Ref. No.
	CODE		R-232	GY-149R	Initial applicable model	Final applicable model		
	Name of colored parts	Basic part No.	R232	GY149R				
16	MARK, FR. FENDER	86611-HS0-E10	ZA	ZA			F-54	5
17	MARK, HONDA	86101-HS0-A00	-	ZA			F-54	1
18	MARK, HONDA	86101-HS0-A20	ZA	-			F-54	1
19	MARK, L. WING	86202-HR3-A20	ZB	-			F-54	3
20	MARK, L. WING	86202-HS0-A00	-	ZA			F-54	3
21	MARK, R. WING	86201-HR3-A20	ZB	-			F-54	2
22	MARK, R. WING	86201-HS0-A00	-	ZA			F-54	2
23	MUDGUARD, L. CENTER	80122-HM8-B00	ZA	ZA			F-40	9
24	MUDGUARD, L. FR. LOWER	61866-HM8-B00	ZA	ZA			F-12	10
25	MUDGUARD, R. CENTER	80121-HM8-B00	ZA	ZA			F-40	8
26	MUDGUARD, R. FR. LOWER	61861-HM8-B00	ZA	ZA			F-12	8
27	PLATE, FR. SKID	81160-HM8-610	ZB	ZB			F-51	6
28	SEAT COMP.	77100-HM8-850	ZA	ZA			F-29	1
29	SEAT COMP.	77100-HM8-B80	ZA	ZA			F-29	1
30	WHEEL SUB ASSY., FR.	44650-HM8-700	ZA	ZA			F-20	6
31	WHEEL SUB ASSY., RR.	42650-HM8-700	ZA	ZA			F-21	2

TRX250TE (TRX250TEJ)

No.	MODEL		TRX250TEJ					
	COLOR		Patriot red	Adventure green	Applicable model		Applicable block No.	Ref. No.
	CODE		R-232	G-152	Initial applicable model	Final applicable model		
	Name of colored parts	Basic part No.	R232	G152				
1	COVER SET, L. TANK SIDE	83650-HS0-A40	ZC	ZB			F-28-10	5
2	COVER SET, R. TANK SIDE	83550-HS0-A40	ZC	ZB			F-28-10	4
3	COVER, FUEL TANK TOP	83700-HM8-B00	ZA	ZA			F-28-10	6
4	COVER, HANDLE	53205-HM8-V20	ZA	ZA			F-8	7
5	COVER, L. ENGINE SIDE	11320-HM8-B00	ZB	ZB			F-28-10	2
6	COVER, R. ENGINE SIDE	11310-HM8-B00	ZB	ZB			F-28-10	1
7	COVER, TOOL BOX	80311-HM8-B00	ZD	ZD			F-40	14
8	EMBLEM, L. FUEL TANK COVER	87122-HM8-B20	-	ZB			F-54	3
9	EMBLEM, R. FUEL TANK COVER	87121-HM8-B20	-	ZB			F-54	2
10	FENDER SET, FR.	61150-HS0-E50	ZB	ZA			F-12	7
11	FENDER SET, FR.	61150-HS0-U40	ZB	ZA			F-12	7
12	FENDER, RR.	80100-HS0-A40	ZA	ZC			F-40	6
13	FENDER, RR.	80100-HS0-E40	ZA	ZB			F-40	6
14	GRILLE, FR.	66300-HM8-B00	ZA	ZA			F-12	12
15	GUARD, FR. PIPE	81170-HM8-B00	ZA	ZA			F-51	7



## TRX250TE (TRX250TEJ)

No.	MODEL		TRX250TEJ					
	COLOR		Patriot red	Adventure green	Applicable model		Applicable block No.	Ref. No.
	CODE		R-232	G-152	Initial applicable model	Final applicable model		
	Name of colored parts	Basic part No.	R232	G152				
16	LEVER, FUEL COCK	16963-HM8-000	ZA	ZA			F-26	3
17	LID, TOOL BOX	80211-HM8-B00	ZD	ZD			F-43	3
18	MARK, FR. FENDER	86611-HS0-E10	ZA	ZA			F-54	5
19	MARK, HONDA	86101-HS0-A20	ZA	-			F-54	1
20	MARK, HONDA	87127-HM8-B80	-	ZB			F-54	1
21	MARK, L. WING	86202-HR3-A20	ZB	-			F-54	3
22	MARK, R. WING	86201-HR3-A20	ZB	-			F-54	2
23	MUDGUARD, L. CENTER	80122-HM8-B00	ZA	ZA			F-40	9
24	MUDGUARD, L. FR. LOWER	61866-HM8-B00	ZA	ZA			F-12	10
25	MUDGUARD, R. CENTER	80121-HM8-B00	ZA	ZA			F-40	8
26	MUDGUARD, R. FR. LOWER	61861-HM8-B00	ZA	ZA			F-12	8
27	PLATE, FR. SKID	81160-HM8-610	ZB	ZB			F-51	6
28	SEAT COMP.	77100-HM8-850	ZA	ZA			F-29	1
29	SEAT COMP.	77100-HM8-B80	ZA	ZA			F-29	1
30	WHEEL SUB ASSY., FR.	44650-HM8-700	ZA	ZA			F-20	6
31	WHEEL SUB ASSY., RR.	42650-HM8-700	ZA	ZA			F-21	2

## Fuel hose, general purpose hoses and vinyl hose

- The standard part fuel hose, general purpose hose and vinyl hose may be substituted by the coiled bulk part.
- When ordering the standard part fuel hose, general purpose hose and vinyl hose use the bulk part number written in the parts catalogue in brackets ( ) underneath the part name, or use the catalogue below.  
(The bulk part standard length is 1 m, however, those displayed in the catalogue < > are available in 3 m and 8 m lengths.)
- When exchanging the hose, cut and use at the specified length as mentioned in the part name.  
(For the method of cutting the bulk part, and method of filling out orders etc., please refer to the service manual and the instructions issued with the bulk part.)
- The list below is a catalogue of the standard part numbers and bulk part numbers. Note that those numbers are applicable to the listed replacement parts only.

Fuel hoses/Tubes			
Standard part No.	Bulk part No.	Bulk part	
		Inner diameter (mm)	Length (m)
95001-30xxx-2x	95001-30001-20M	3.0	1
95001-30xxx-3x	95001-30001-30M	3.0	1
95001-30xxx-4x	95001-30001-40M	3.0	1
95001-35xxx-2x	95001-35001-50M <95001-35003-50M>	3.5	1 3
95001-35xxx-3x	95001-35001-60M <95001-35003-60M>	3.5	1 3
95001-35xxx-4x	95001-35001-60M <95001-35003-60M>	3.5	1 3
95001-35xxx-5x	95001-35001-50M <95001-35003-50M>	3.5	1 3
95001-35xxx-6x	95001-35001-60M <95001-35003-60M>	3.5	1 3
95001-45xxx-2x	95001-45001-50M <95001-45003-50M>	4.5	1 3
95001-45xxx-3x	95001-45001-60M <95001-45003-60M> <95001-45008-60M>	4.5	1 3 8
95001-45xxx-4x	95001-45001-60M <95001-45003-60M> <95001-45008-60M>	4.5	1 3 8
95001-45xxx-5x	95001-45001-50M <95001-45003-50M>	4.5	1 3
95001-45xxx-6x	95001-45001-60M <95001-45003-60M> <95001-45008-60M>	4.5	1 3 8
95001-55xxx-2x	95001-55001-50M <95001-55003-50M> <95001-55008-50M>	5.5	1 3 8

Fuel hoses/Tubes			
Standard part No.	Bulk part No.	Bulk part	
		Inner diameter (mm)	Length (m)
95001-55xxx-3x	95001-55001-60M <95001-55003-60M> <95001-55008-60M>	5.5	1 3 8
95001-55xxx-4x	95001-55001-60M <95001-55003-60M> <95001-55008-60M>	5.5	1 3 8
95001-55xxx-5x	95001-55001-50M <95001-55003-50M> <95001-55008-50M>	5.5	1 3 8
95001-55xxx-6x	95001-55001-60M <95001-55003-60M> <95001-55008-60M>	5.5	1 3 8
95001-75xxx-2x	95001-75001-50M <95001-75003-50M>	7.5	1 3
95001-75xxx-3x	95001-75001-60M <95001-75003-60M> <95001-75008-60M>	7.5	1 3 8
95001-75xxx-4x	95001-75001-60M <95001-75003-60M> <95001-75008-60M>	7.5	1 3 8
95001-75xxx-5x	95001-75001-50M <95001-75003-50M>	7.5	1 3
95001-75xxx-6x	95001-75001-60M <95001-75003-60M> <95001-75008-60M>	7.5	1 3 8
95001-80xxx-2x	95001-80001-50M	8.0	1
95001-80xxx-3x	95001-80001-60M	8.0	1
95001-80xxx-4x	95001-80001-60M	8.0	1
95001-80xxx-5x	95001-80001-50M	8.0	1
95001-80xxx-6x	95001-80001-60M	8.0	1



Vinyl tube				
Standard part No.	Bulk part No.	Bulk part		
		Inner dia- meter (mm)	Outer dia-meter (mm)	Length (m)
95003-01xxx-3x	95003-01001-60M <95003-01003-60M>	2.9	6.8	1 3
95003-01xxx-60	95003-01001-60M <95003-01003-60M>	2.9	6.8	1 3
95003-03xxx-3x	95003-03001-60M <95003-03003-60M>	3.0	6.0	1 3
95003-03xxx-60	95003-03001-60M <95003-03003-60M>	3.0	6.0	1 3
95003-05xxx-3x	95003-05001-60M <95003-05003-60M> <95003-05008-60M>	3.5	6.5	1 3 8
95003-05xxx-60	95003-05001-60M <95003-05003-60M> <95003-05008-60M>	3.5	6.5	1 3 8
95003-07xxx-1x	95003-07001-10M <95003-07003-10M> <95003-07008-10M>	4.0	7.0	1 3 8
95003-07xxx-20	95003-07001-10M <95003-07003-10M> <95003-07008-10M>	4.0	7.0	1 3 8
95003-07xxx-3x	95003-07001-60M <95003-07003-60M> <95003-07008-60M>	4.0	7.0	1 3 8
95003-07xxx-60	95003-07001-60M <95003-07003-60M> <95003-07008-60M>	4.0	7.0	1 3 8
95003-07xxx-7x	95003-07001-70M <95003-07003-70M> <95003-07008-70M>	4.0	7.0	1 3 8
95003-08xxx-1x	95003-08001-10M <95003-08003-10M> <95003-08008-10M>	4.5	6.5	1 3 8
95003-09xxx-3x	95003-09001-60M <95003-09003-60M>	4.5	8.0	1 3
95003-09xxx-60	95003-09001-60M <95003-09003-60M>	4.5	8.0	1 3
95003-10xxx-1x	95003-10001-10M <95003-10003-10M>	5.0	8.0	1 3
95003-10xxx-20	95003-10001-10M <95003-10003-10M>	5.0	8.0	1 3
95003-10xxx-3x	95003-10001-60M <95003-10003-60M>	5.0	8.0	1 3
95003-10xxx-60	95003-10001-60M <95003-10003-60M>	5.0	8.0	1 3
95003-11xxx-3x	95003-11001-60M <95003-11003-60M> <95003-11008-60M>	5.0	9.0	1 3 8
95003-11xxx-60	95003-11001-60M <95003-11003-60M> <95003-11008-60M>	5.0	9.0	1 3 8
95003-12xxx-1x	95003-12001-10M <95003-12003-10M> <95003-12008-10M>	5.0	7.0	1 3 8
95003-12xxx-20	95003-12001-10M <95003-12003-10M> <95003-12008-10M>	5.0	7.0	1 3 8

Vinyl tube				
Standard part No.	Bulk part No.	Bulk part		
		Inner dia- meter (mm)	Outer dia-meter (mm)	Length (m)
95003-14xxx-1x	95003-14001-10M <95003-14003-10M>	6.0	9.0	1 3
95003-14xxx-20	95003-14001-10M <95003-14003-10M>	6.0	9.0	1 3
95003-14xxx-3x	95003-14001-60M <95003-14003-60M>	6.0	9.0	1 3
95003-17xxx-1x	95003-17001-10M <95003-17003-10M>	7.0	9.0	1 3
95003-19xxx-1x	95003-19001-10M <95003-19003-10M> <95003-19008-10M>	7.0	11.0	1 3 8
95003-19xxx-20	95003-19001-10M <95003-19003-10M> <95003-19008-10M>	7.0	11.0	1 3 8
95003-19xxx-3x	95003-19001-60M <95003-19003-60M> <95003-19008-60M>	7.0	11.0	1 3 8
95003-19xxx-60	95003-19001-60M <95003-19003-60M> <95003-19008-60M>	7.0	11.0	1 3 8
95003-21xxx-1x	95003-21001-10M <95003-21003-10M>	8.0	9.0	1 3
95003-21xxx-20	95003-21001-10M <95003-21003-10M>	8.0	9.0	1 3
95003-23xxx-1x	95003-23001-10M <95003-23003-10M>	8.0	12.0	1 3
95003-23xxx-20	95003-23001-10M <95003-23003-10M>	8.0	12.0	1 3
95003-23xxx-3x	95003-23001-60M <95003-23003-60M> <95003-23008-60M>	8.0	12.0	1 3 8
95003-23xxx-60	95003-23001-60M <95003-23003-60M> <95003-23008-60M>	8.0	12.0	1 3 8
95003-25xxx-1x	95003-25001-10M <95003-25003-10M>	9.0	11.0	1 3
95003-25xxx-20	95003-25001-10M <95003-25003-10M>	9.0	11.0	1 3
95003-25xxx-3x	95003-25001-60M <95003-25003-60M>	9.0	11.0	1 3
95003-25xxx-7x	95003-25001-70M <95003-25003-70M>	9.0	11.0	1 3
95003-27xxx-1x	95003-27001-10M <95003-27003-10M>	9.0	13.0	1 3
95003-27xxx-20	95003-27001-10M <95003-27003-10M>	9.0	13.0	1 3
95003-27xxx-3x	95003-27001-60M <95003-27003-60M>	9.0	13.0	1 3
95003-27xxx-60	95003-27001-60M <95003-27003-60M>	9.0	13.0	1 3
95003-33xxx-1x	95003-33001-10M <95003-33003-10M>	10.0	14.0	1 3
95003-33xxx-20	95003-33001-10M <95003-33003-10M>	10.0	14.0	1 3

Vinyl tube				
Standard part No.	Bulk part No.	Bulk part		
		Inner dia- meter (mm)	Outer dia-meter (mm)	Length (m)
95003-36xxx-1x	95003-36001-10M <95003-36003-10M> <95003-36008-10M>	11.0	13.0	1 3 8
95003-36xxx-20	95003-36001-10M <95003-36003-10M> <95003-36008-10M>	11.0	13.0	1 3 8
95003-37xxx-3x	95003-37001-60M <95003-37003-60M>	11.0	15.0	1 3
95003-37xxx-60	95003-37001-60M <95003-37003-60M>	11.0	15.0	1 3
95003-38xxx-1x	95003-38001-10M <95003-38003-10M>	12.0	13.0	1 3
95003-38xxx-20	95003-38001-10M <95003-38003-10M>	12.0	13.0	1 3
95003-39xxx-1x	95003-39001-10M <95003-39003-10M>	12.0	14.0	1 3
95003-39xxx-20	95003-39001-10M <95003-39003-10M>	12.0	14.0	1 3
95003-40xxx-20	95003-40001-10M <95003-40003-10M>	12.0	16.0	1 3
95003-40xxx-3x	95003-40001-60M <95003-40003-60M>	12.0	16.0	1 3
95003-40xxx-60	95003-40001-60M <95003-40003-60M>	12.0	16.0	1 3
95003-43xxx-1x	95003-43001-10M <95003-43003-10M> <95003-43008-10M>	13.0	15.0	1 3 8
95003-43xxx-20	95003-43001-10M <95003-43003-10M> <95003-43008-10M>	13.0	15.0	1 3 8
95003-45xxx-1x	95003-45001-10M <95003-45003-10M> <95003-45008-10M>	14.0	18.0	1 3 8
95003-45xxx-20	95003-45001-10M <95003-45003-10M> <95003-45008-10M>	14.0	18.0	1 3 8
95003-50xxx-1x	95003-50001-10M <95003-50003-10M>	16.0	19.0	1 3
95003-50xxx-20	95003-50001-10M <95003-50003-10M>	16.0	19.0	1 3
95003-50xxx-3x	95003-50001-60M <95003-50003-60M>	16.0	19.0	1 3
95003-55xxx-1x	95003-55001-10M <95003-55003-10M>	17.5	20.5	1 3
95003-55xxx-20	95003-55001-10M <95003-55003-10M>	17.5	20.5	1 3
95003-60xxx-1x	95003-60001-10M <95003-60003-10M>	22.0	27.0	1 3
95003-60xxx-20	95003-60001-10M <95003-60003-10M>	22.0	27.0	1 3
95003-60xxx-3x	95003-60001-60M <95003-60003-60M>	22.0	27.0	1 3
95003-60xxx-60	95003-60001-60M <95003-60003-60M>	22.0	27.0	1 3

General purpose hoses			
Standard part No.	Bulk part No.	Bulk part	
		Inner diameter (mm)	Length (m)
95005-11xxx-3x	95005-11001-30M	11.0	1
95005-11xxx-5x	95005-11001-50M	11.0	1
95005-12xxx-1x	95005-12001-10M <95005-12003-10M>	12.0	1 3
95005-12xxx-2x	95005-12001-20M	12.0	1
95005-12xxx-3x	95005-12001-30M	12.0	1
95005-12xxx-5x	95005-12001-50M	12.0	1
95005-14xxx-1x	95005-14001-10M	14.0	1
95005-14xxx-2x	95005-14001-20M <95005-14003-20M>	14.0	1 3
95005-14xxx-3x	95005-14001-30M	14.0	1
95005-14xxx-5x	95005-14001-50M	14.0	1
95005-17xxx-1x	95005-17001-10M	17.0	1
95005-17xxx-2x	95005-17001-20M	17.0	1
95005-17xxx-3x	95005-17001-30M	17.0	1
95005-17xxx-5x	95005-17001-50M	17.0	1
95005-30xxx-3x	95005-30001-30M	3.0	1
95005-30xxx-5x	95005-30001-50M	3.0	1
95005-35xxx-1x	95005-35001-10M <95005-35003-10M> <95005-35008-10M>	3.5	1 3 8
95005-35xxx-2x	95005-35001-20M	3.5	1
95005-35xxx-3x	95005-35001-30M	3.5	1
95005-35xxx-4x	95005-35001-10M <95005-35003-10M> <95005-35008-10M>	3.5	1 3 8
95005-35xxx-5x	95005-35001-50M	3.5	1
95005-45xxx-1x	95005-45001-10M <95005-45003-10M> <95005-45008-10M>	4.5	1 3 8
95005-45xxx-2x	95005-45001-20M	4.5	1
95005-45xxx-3x	95005-45001-30M	4.5	1

General purpose hoses			
Standard part No.	Bulk part No.	Bulk part	
		Inner diameter (mm)	Length (m)
95005-45xxx-4x	95005-45001-10M <95005-45003-10M> <95005-45008-10M>	4.5	1 3 8
95005-45xxx-5x	95005-45001-50M	4.5	1
95005-50xxx-3x	95005-50001-30M <95005-50003-30M>	5.0	1 3
95005-50xxx-5x	95005-50001-50M	5.0	1
95005-55xxx-1x	95005-55001-10M <95005-55003-10M> <95005-55008-10M>	5.3	1 3 8
95005-55xxx-2x	95005-55001-20M <95005-55003-20M>	5.3	1 3
95005-55xxx-4x	95005-55001-10M <95005-55003-10M> <95005-55008-10M>	5.3	1 3 8
95005-65xxx-1x	95005-65001-10M <95005-65003-10M>	6.5	1 3
95005-65xxx-2x	95005-65001-20M	6.5	1
95005-70xxx-3x	95005-70001-30M <95005-70003-30M>	7.0	1 3
95005-70xxx-5x	95005-70001-50M	7.0	1
95005-75xxx-1x	95005-75001-10M <95005-75003-10M>	7.3	1 3
95005-75xxx-2x	95005-75001-20M	7.3	1
95005-80xxx-1x	95005-80001-10M <95005-80003-10M>	8.0	1 3
95005-80xxx-2x	95005-80001-20M	8.0	1
95005-80xxx-3x	95005-80001-30M	8.0	1
95005-80xxx-5x	95005-80001-50M	8.0	1
95005-91xxx-3x	95005-91001-30M	12.0	1
95005-91xxx-5x	95005-91001-50M	12.0	1
95005-92xxx-3x	95005-92001-30M	12.0	1
95005-92xxx-5x	95005-92001-50M	12.0	1

NOTE: X is displayed to represent the omitted numerals and letters of the roman alphabet.

⊙ **CAUTION: It is DANGEROUS to confuse the fuel hose with the general purpose hose or vinyl hose.**

Never use a general purpose hose or vinyl hose in place of a fuel hose or vice versa. Always use the correct bulk part in the parts catalogue, according to the service manual or the instructions issued with the bulk part.

• Bulk part number of fuel hose, general purpose hose and vinyl hose.

(Example)

95001-75001-50M

Bulk part number: Refers to the bulk part.

Marking code (hose type): (fuel hose and general purpose hose)

Change code (for added hose): (Vinyl hose)

- Indicates number mark or change sequence, however, the code for the bulk part must be strictly 0 (zero).

Types of code:

- Fuel hose
  - 2: Red outside braid (3 mm inside dia. only)
  - 5: Black inside braid
  - 3: Red (3 mm inside dia. only)
  - 4: Ash gray with red stripe (3 mm inside dia. only)
  - 6: Black
- Vinyl hose
  - 1: Clear
  - 2: Black
  - 3: Light red
  - 6: Light red
  - 7: Pale black
- General hose
  - 1: Ash gray
  - 2: Ash gray
  - 3: Black
  - 5: Black

Lengths: 001: 1 m (standard)  
003: 3 m  
008: 8 m

I.D code: (fuel hose and general purpose hose)

- 30: 3.0 mm
- 35: 3.5 mm
- 45: 4.5 mm
- 50: 5.0 mm
- 55: 5.3 mm, 5.5 mm
- 65: 6.5 mm
- 70: 7.0 mm
- 75: 7.3 mm, 7.5 mm
- 80: 8.0 mm
- 11: 11 mm
- 91: 12 mm (outside dia. 15) mm
- 92: 12 mm (outside dia. 16) mm
- 12: 12 mm (outside dia. 17) mm
- 14: 14 mm
- 17: 17 mm

ID./OD. code: (vinyl hose)

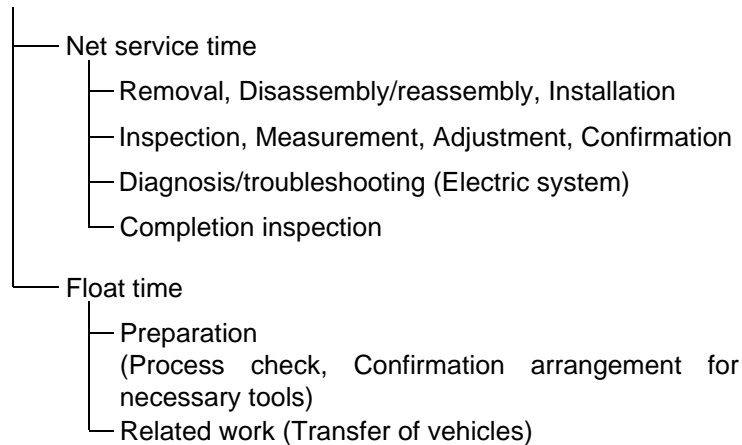
- 01: ID. 2.9, OD. 6.8 mm
- 03: ID. 3.0, OD. 6.0 mm
- 05: ID. 3.5, OD. 6.5 mm
- 07: ID. 4.0, OD. 7.0 mm
- 08: ID. 4.5, OD. 6.5 mm
- 09: ID. 4.5, OD. 8.0 mm
- 12: ID. 5.0, OD. 7.0 mm
- 10: ID. 5.0, OD. 8.0 mm
- 11: ID. 5.0, OD. 9.0 mm
- 14: ID. 6.0, OD. 9.0 mm
- 17: ID. 7.0, OD. 9.0 mm
- 19: ID. 7.0, OD. 11.0 mm
- 21: ID. 8.0, OD. 9.0 mm
- 23: ID. 8.0, OD. 12.0 mm
- 25: ID. 9.0, OD. 11.0 mm
- 27: ID. 9.0, OD. 13.0 mm
- 33: ID. 10.0, OD. 14.0 mm
- 36: ID. 11.0, OD. 13.0 mm
- 37: ID. 11.0, OD. 15.0 mm
- 38: ID. 12.0, OD. 13.0 mm
- 39: ID. 12.0, OD. 14.0 mm
- 40: ID. 12.0, OD. 16.0 mm
- 43: ID. 13.0, OD. 15.0 mm
- 45: ID. 14.0, OD. 18.0 mm
- 50: ID. 16.0, OD. 19.0 mm
- 55: ID. 17.5, OD. 20.5 mm
- 60: ID. 22.0, OD. 27.0 mm

Hose type: 1: Fuel hose  
3: Vinyl hose  
5: General hose

## FLAT RATE SERVICE TIME

Flat rate service time (FRT) means the standard time required to service a MC, which is listed in this manual to help the dealers control the actual working process and calculate the service charge by using it as a guide.

### FRT setting system



\* Float time is set by multiplying the net service time by a given coefficient.

### Editorial style

The service items shown in the text are listed with the exchange work time for the repair sales parts as the subject. Other representative service items not using repair parts (removal/installation, adjustment, inspection/measuring, and other work) are listed collectively in the list in the preface, classified according to the work.

### FRT setting standard

- Decimal system (in unit of 0.1) is adopted to set FRT as it is convenient to calculate the wage.  
Example: (0.1) → 6 minutes, (0.2) → 12 minutes  
[Labor cost per hour] x [FRT] = [Wage]
- FRT is set with a hand tool.
- Service items and FRT can be subject to change depending on development of tools and service equipment and improvement in service procedure.

**Work procedure**

- As the work procedure is set with the work time according to the method in the separate Service Manual, refer to this Manual as required.
- Work methods permitting servicing in the shortest time still permitting assurance of safe work and product warranty are used for the setting of service items not listed in the Service Manual.
- Work basically is to be performed by one person, and when two or more people are required, setting is done as the total time for the number of people.
- The set value for the technological level of the workers uses a person with three years of experience in the repair of Honda vehicles as the standard.
- Special tools and service equipment used to set FRT are those specified or recommended in Service Manual.

**Service item whose FRT is not presented**

- Accessories and service parts that are not listed to use in this manual.
- Locations with little aging deterioration or breakage during normal use.
- Service work that can be finished by one touch.
- Service work that is seldom done (i.e. extremely small causes of trouble and service frequency).

\* When FRT is not presented, please calculate wages based on appropriate actual work time

**Operation not included of FRT**

- Oil and coolant water draining, Waiting time for warming up operation and etc..
- Additional operation that involves removal/installation of standard exterior equipment.
- Indirect time spent for service by visiting the customer, trade-in, and delivery of a MC.
- Indirect time required for ordering and delivery of parts.
- Cost for grease, adhesive agent, etc. used for service work.

**Explanation of FRT by using an example  
(The example may differ from the actual presented items)**

Ref. No.	L.O.N.	(Relative ref. Number) Description	F.R.T.
②	111118	(1, 3, 4, 7) CAMSHAFT ..... 4.5	②
③	111118A	⑥ • Includes: Valve clearance adjustment Replace rocker arm add ..... 1.0	⑤

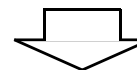
- ① Reference No. of the illustration of part that shows location of the replacement work.
- ② FRT is an abbreviation of Flat Rate Time indicating the standard service time required for the replacement.
- ③ LON is an abbreviation of Labor Operation Number, and it is a classification of the service items by the work unit code.  
  
The same operation code is used regardless of the models.  
  
Standard operation is indicated with 6 digits code, and additional operation is indicated with 7 digits code.
- ④ Indicating the camshaft replacement and FRT4.5.
- ⑤ Indicating FRT1.0 that will be added when additional operation (replace rocker arm) is done in association with camshaft replacement.

- ⑥ Indicating work contents that are included in the service item.
- ⑦ Indicating a reference No. whose operation and time are the same as FRT4.5 for the camshaft.

(The application range is limited to the service items without an LON setting within a same block.)

**How to refer to the service item by using the sample  
(camshaft replacement)**

Open to the page of the block where the camshaft's spare part illustration is shown.



Look for the camshaft illustration, and refer to the service item and FRT that agree with the reference No.

Indication mark for the listing of service items that continues to the following page

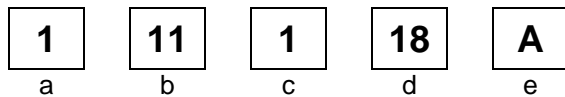
Ref. No.	L.O.N.	(Relative ref. Number) Description	F.R.T.
2	111118	CAMSHAFT .....	4.5
	.	.	.
	.	.	.

+  
Mark indicated at the last line.

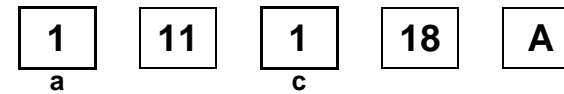
Indication of the block with no setting of FRT

Ref. No.	L.O.N.	(Relative ref. Number) Description	F.R.T.
NO INFORMATION .....			

• LON code system



- a) Category code..... Engine
- b) Location/function code ..... Engine upper
- c) Operation code..... Replace
- d) Operation sequence number (Unit code can be shown with alphabet) ..... camshaft (No regular rule of code)
- e) Additional code ..... replace rocker arm (No regular rule of code)



a) Category codes and classification

Code	Category
1	Engine
2	Transmission
3	Fuel & Exhaust
4	Frame & Body
5	Steering/Suspension
6	Electrical
7	Wheels/Brakes
8	Controls/instrument
9	-
0	-

c) Operation codes and classification

Code	Operation category
1	Replace, Removal/Installation, Change
2	Overhaul
3	Adjust, Balance
4	(Paint-related work: Top-coat)
5	Test, Inspect/diagnose, Measurement, Check
6	(Overhaul-related work: Rebore)
7	(Overhaul-related work: Reseal)
8	(Resurface)
9	(Paint-related work: Refinish)
0	Repair, Cleaning, Air bleeding

Major service items without using spare parts  
Removal/Installation, Adjustment, Inspection/Measurement, Overhaul, Other work

[ E: Engine, F: Frame ]

**\* OPERATIONS OTHER THAN REPLACING PARTS**

**• Removal/installation**

Set for the configuration with the parts removed from the vehicle.

	LON	DESCRIPTION	FRT
E	1101E5	<b>TILTING ENGINE ASSEMBLY-REMOVAL/INSTALLATION</b> INCLUDES: All necessary adjustment	2.2
	3111D6	<b>CARBURETOR ASSEMBLY-REMOVAL/INSTALLATION</b>	0.4
	1101E6	<b>CRANKCASE SEPARATION</b> INCLUDES: Engine removal and installation	5.5
F	2131G3	<b>FINAL DRIVEN GEAR ASSEMBLY-REMOVAL/INSTALLATION</b>	1.2

**• Adjustment**

	LON	DESCRIPTION	FRT
E	3113A0	<b>CARBURETOR IDLE-ADJUSTMENT</b>	0.1
	2123A0	<b>CLUTCH-ADJUSTMENT</b>	0.1
	6143A1	<b>SPARK PLUG-ADJUSTMENT/CLEANING</b>	0.1
	1113A0	<b>VALVE CLEARANCE-ADJUSTMENT</b> NOTE: For 1 vehicle	0.9

F	6163A0	<b>HEADLIGHT-AIMING</b>	0.1
	7103A3	<b>TOE-IN-ADJUSTMENT</b>	0.3
	7113A0	<b>FRONT BRAKE-ADJUSTMENT</b> EXCLUDES: Front brake shoe adjustment	0.3
	7113A1	<b>REAR BRAKE-ADJUSTMENT</b> EXCLUDES: Rear brake shoe adjustment	0.1
	7113A2	<b>PARKING BRAKE-ADJUSTMENT</b>	0.1
	3113A3	<b>THROTTLE OPERATION-ADJUSTMENT</b>	0.1

**• Inspection/Measurement**

	LON	DESCRIPTION	FRT
E	1115A0	<b>COMPRESSION PRESSURE-MEASUREMENT</b>	0.1
	3115A0	<b>CARBURETOR FLOAT LEVEL-MEASUREMENT</b>	0.7
	6145A0	<b>IGNITION TIMING-INSPECTION</b>	0.2
F	6105A0	<b>BATTERY-CHARGE</b> INCLUDES: In case of open type battery, checking electrolyte level and charge.	0.2



- **Overhaul**

Work condition: The required Measurements, inspections, adjustments, and cleaning/washing of each part are performed, including the main body removal/installation work and the replacement of defective parts.

	LON	DESCRIPTION	FRT
E	311200	<b>CARBURETOR-OVERHAUL</b> INCLUDES: All necessary adjustment	0.9
F	213218	<b>FINAL DRIVEN GEAR-OVERHAUL</b>	3.3

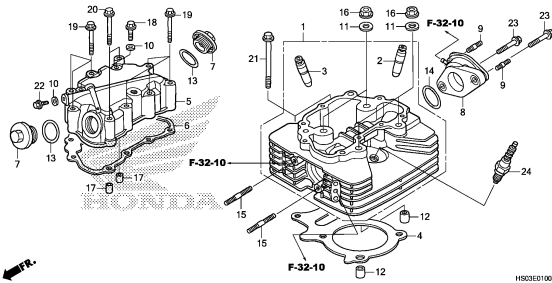
- **Other work**

	LON	DESCRIPTION	FRT
E	1130A1	<b>OIL FILTER SCREEN-CLEANING</b> INCLUDES: Engine removal and installation	5.5
F	3120A0	<b>CLEANER ELEMENT-CLEANING</b>	0.2
	7110A0	<b>FRONT BRAKE-AIR BLEEDING</b>	0.2

# ENGINE GROUP

E-1

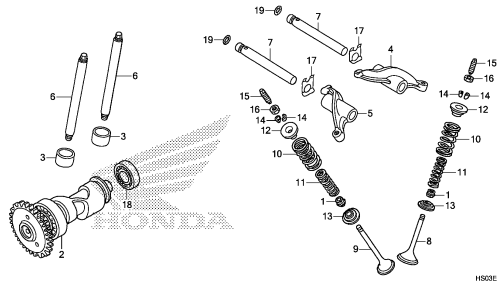
CYLINDER HEAD



HS03E0100

E-2

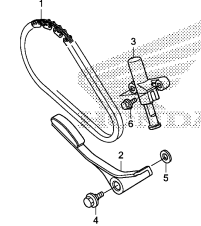
CAMSHAFT/VALVE



HS03E0200

E-3

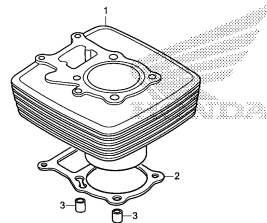
CAM CHAIN/TENSIONER



HS03E0300

E-4

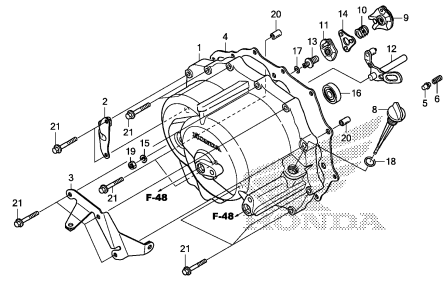
CYLINDER



HS03E0400

E-6

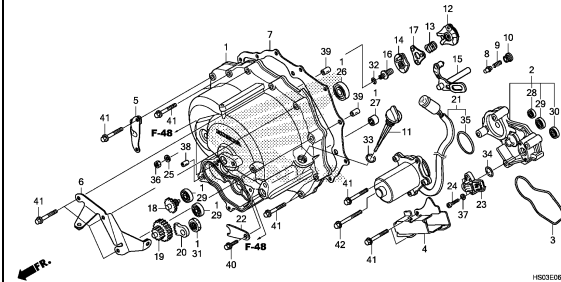
FRONT CRANKCASE COVER(TRX250TM)



HS03E0600

E-6-1

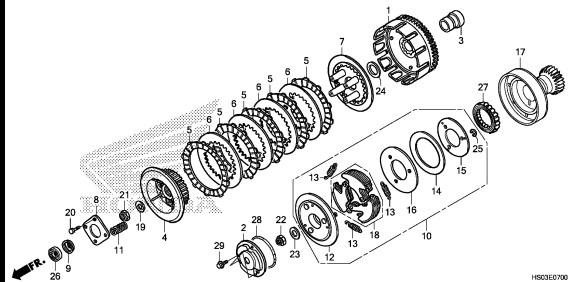
FRONT CRANKCASE COVER(TRX250TE)



HS03E0601

E-7

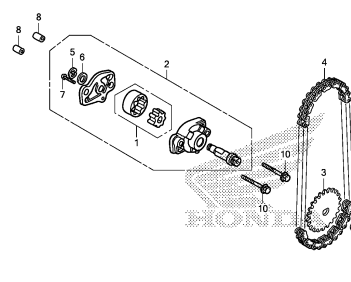
CLUTCH



HS03E0700

E-9

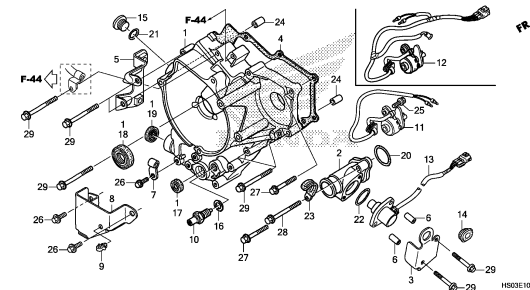
OIL PUMP



HS03E0900

E-10

REAR CRANKCASE COVER



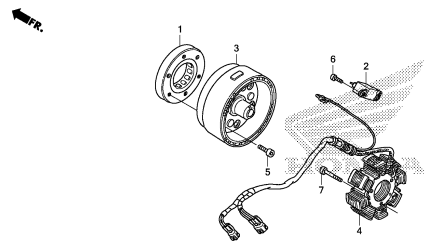
HS03E1000

2

# ENGINE GROUP

E-11

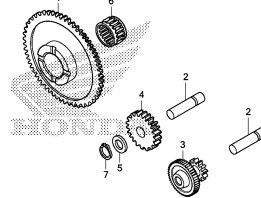
GENERATOR



HS03E1100

E-12

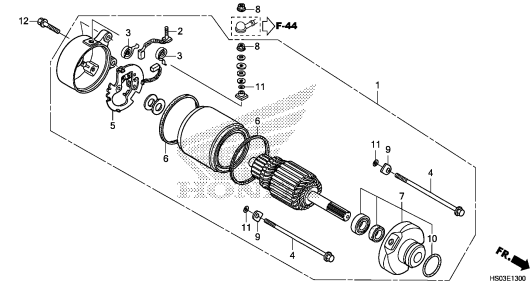
STARTING GEAR



HS03E1200

E-13

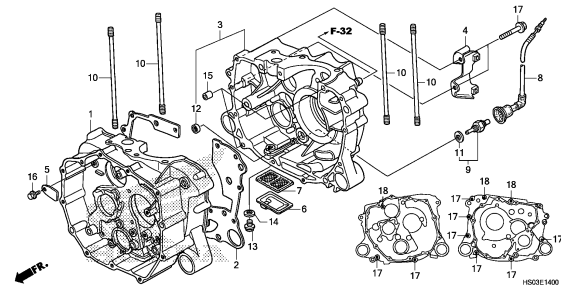
STARTER MOTOR



HS03E1300

E-14

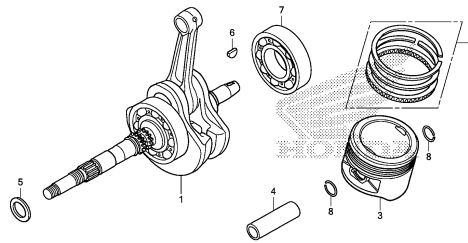
CRANKCASE



HS03E1400

E-15

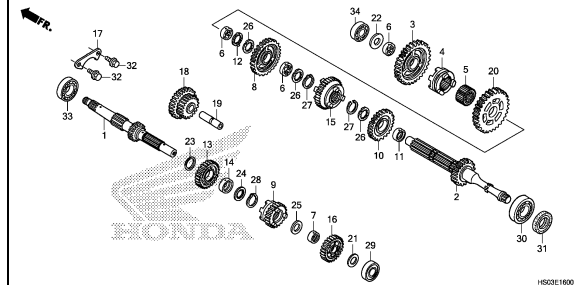
CRANKSHAFT/PISTON



HS03E1500

E-16

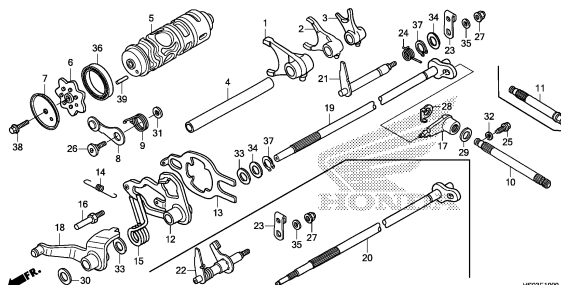
TRANSMISSION



HS03E1600

E-19

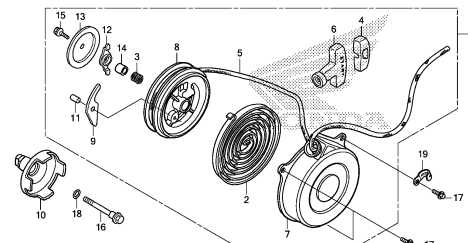
GEARSHIFT DRUM



HS03E1900

E-21

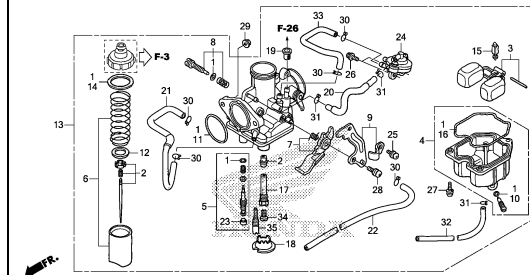
RECOIL STARTER



HS03E2100

E-22

CARBURETOR

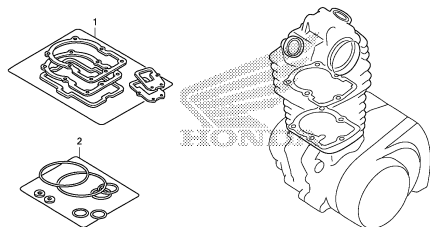


HS03E2200

# ENGINE GROUP

EOP-1

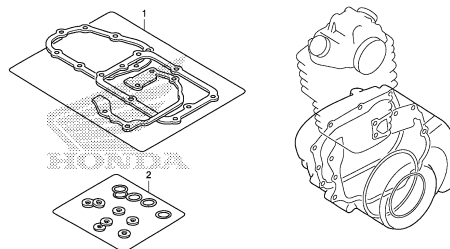
GASKET KIT A



H503X0100

EOP-2

GASKET KIT B



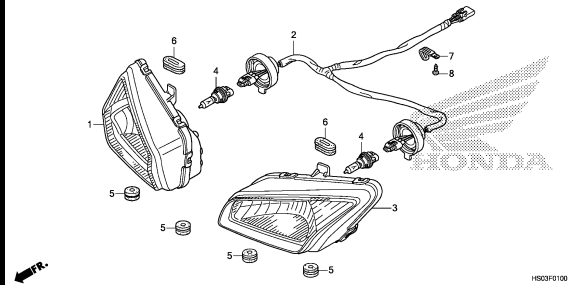
H503X0200

2

# FRAME GROUP

F-1

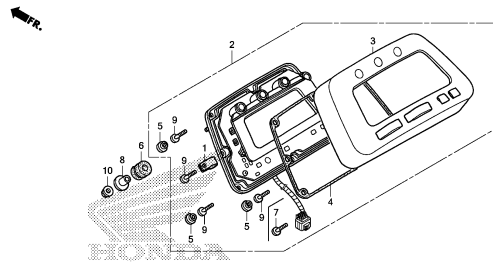
HEADLIGHT



H503F0100

F-2

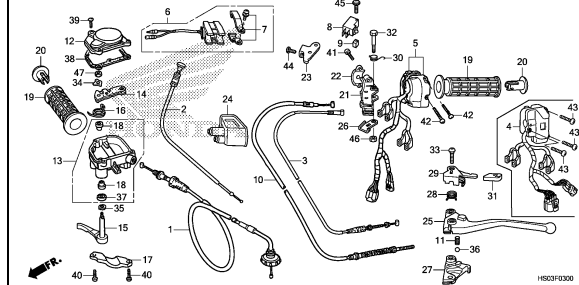
METER



H503F0200

F-3

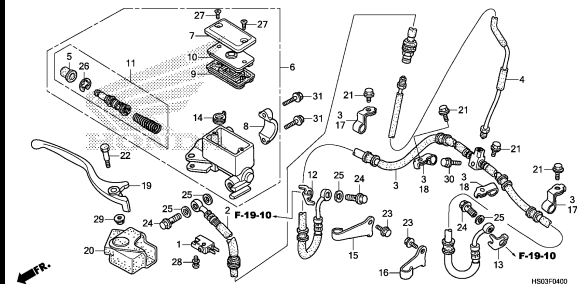
HANDLE LEVER/SWITCH/CABLE



H503F0300

F-4

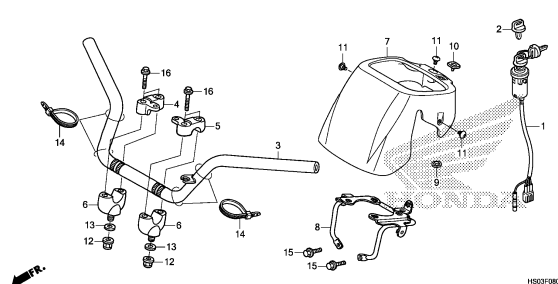
FRONT BRAKE MASTER CYLINDER



H503F0400

F-8

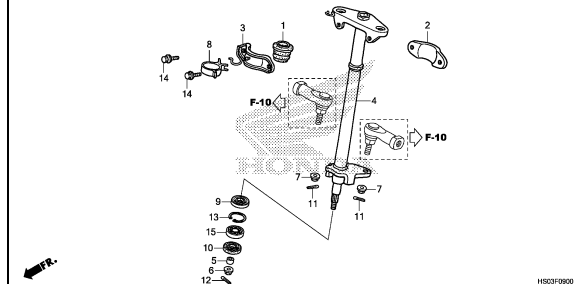
HANDLE PIPE



H503F0800

F-9

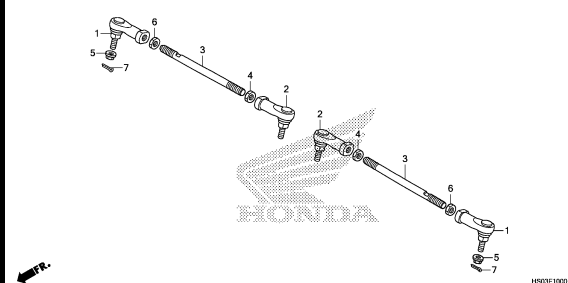
STEERING SHAFT



H503F0900

F-10

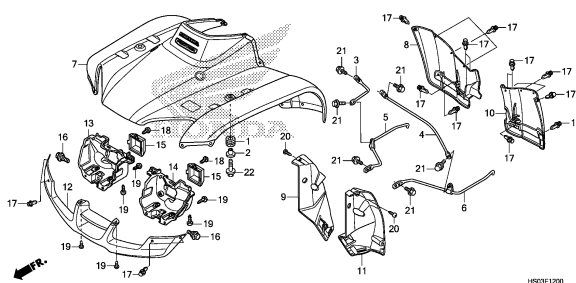
TIE ROD



H503F1000

F-12

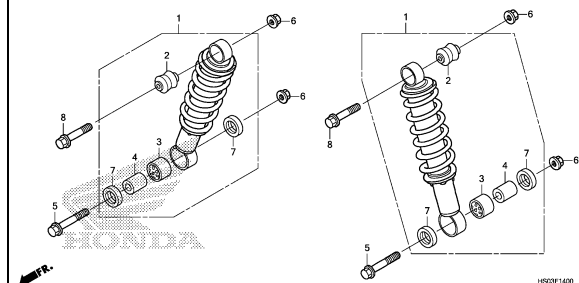
FRONT FENDER



H503F1200

F-14

FRONT CUSHION

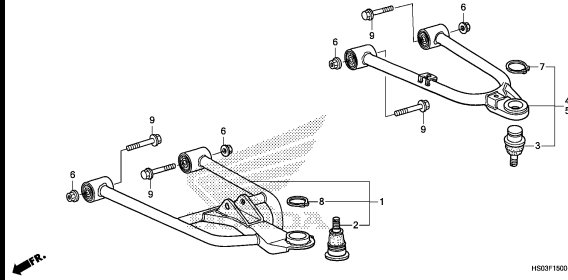


H503F1400

# FRAME GROUP

F-15

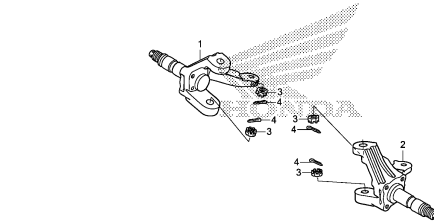
FRONT ARM



H503F1500

F-16

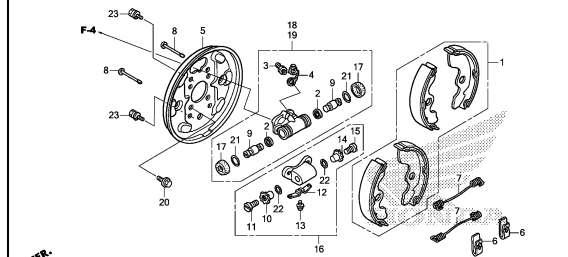
KNUCKLE



H503F1600

F-19-10

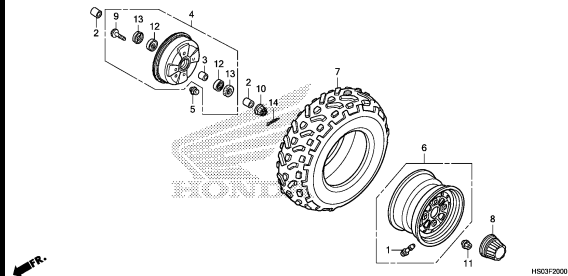
FRONT BRAKE PANEL



H503F1910

F-20

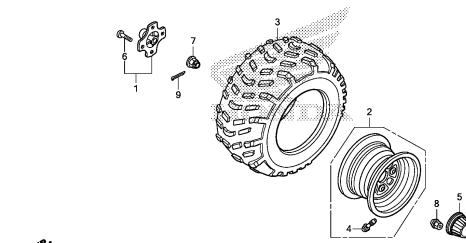
FRONT WHEEL



H503F2000

F-21

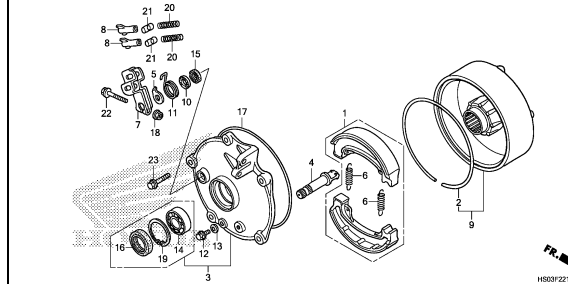
REAR WHEEL



H503F2100

F-22-10

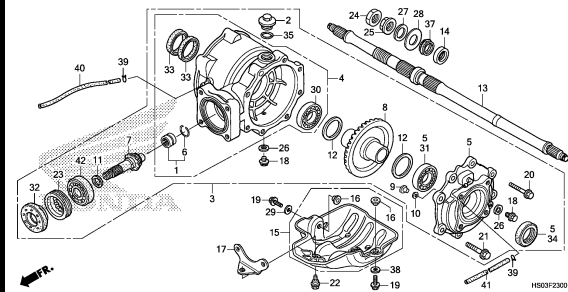
REAR BRAKE DRUM



H503F2210

F-23

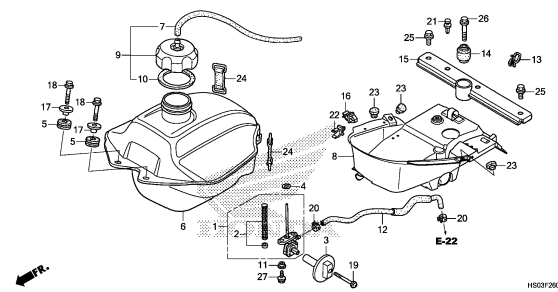
REAR FINAL GEAR



H503F2300

F-26

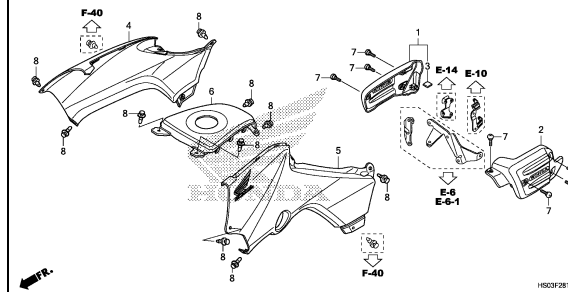
FUEL TANK



H503F2600

F-28-10

SIDE COVER/TANK COVER



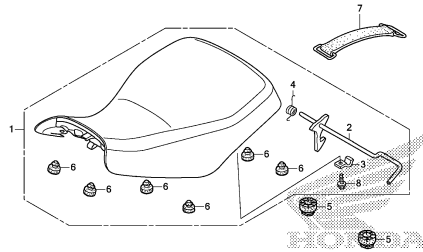
H503F2810

3

# FRAME GROUP

F-29

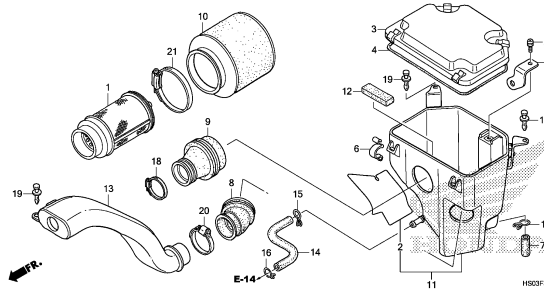
SEAT



H503F2900

F-32

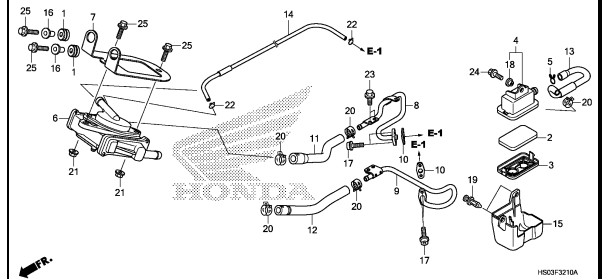
AIR CLEANER



H503F3200

F-32-10

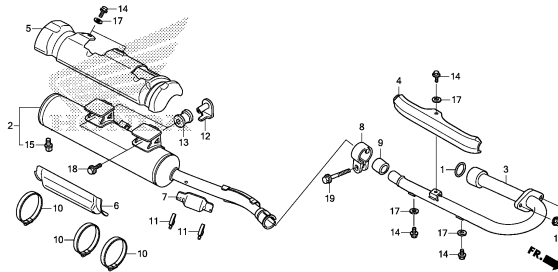
AIR SUCTION VALVE



H503F3210A

F-33

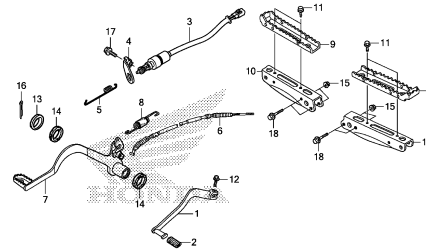
MUFFLER



H503F3300

F-34

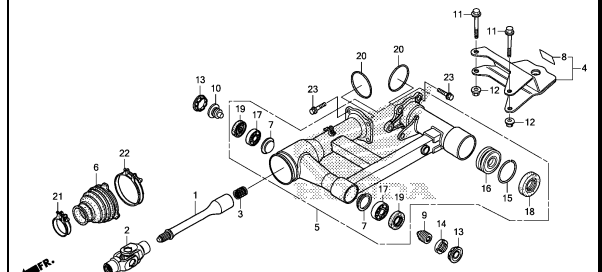
PEDAL/STEP



H503F3400

F-35-10

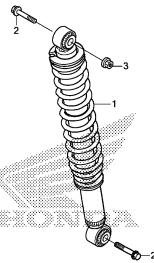
SWINGARM



H503F3510

F-39

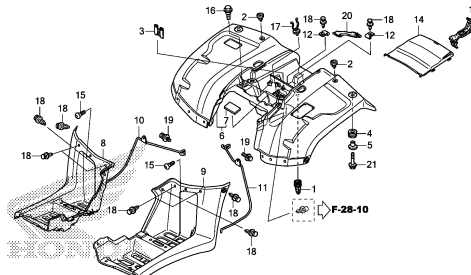
REAR CUSHION



H503F3900

F-40

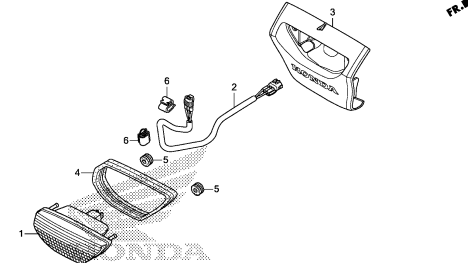
REAR FENDER



H503F4000

F-43

TAILLIGHT

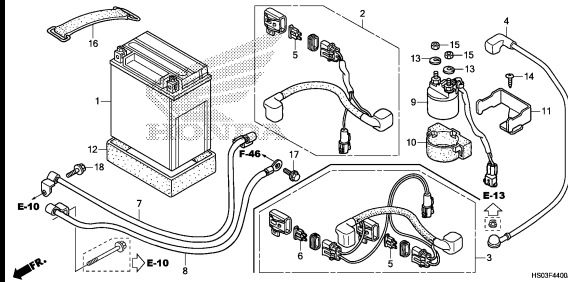


H503F4300

# FRAME GROUP

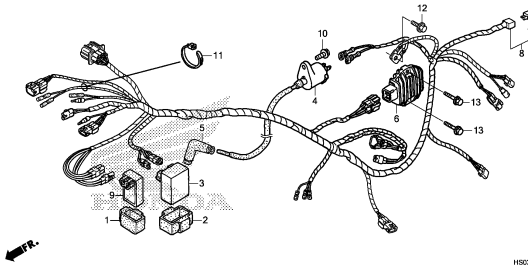
F-44

BATTERY



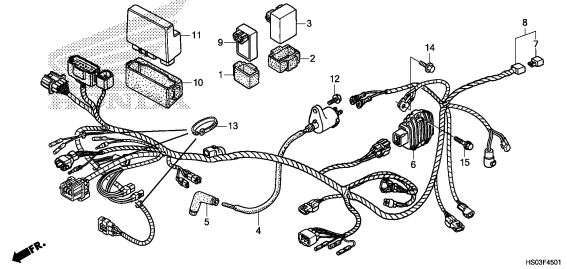
F-45

WIRE HARNESS(TRX250TM)



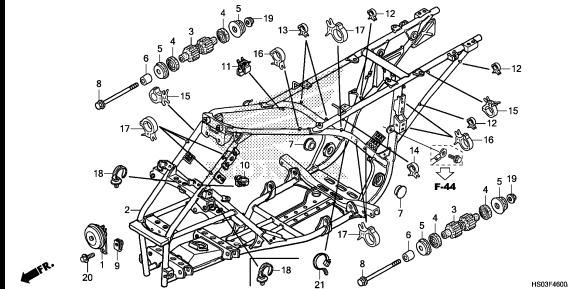
F-45-1

WIRE HARNESS(TRX250TE)



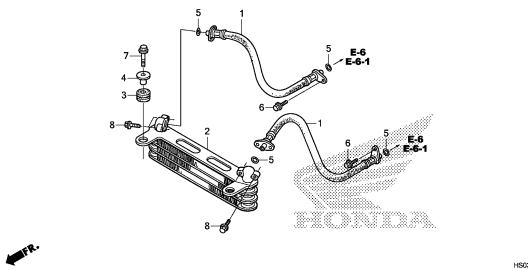
F-46

FRAME BODY



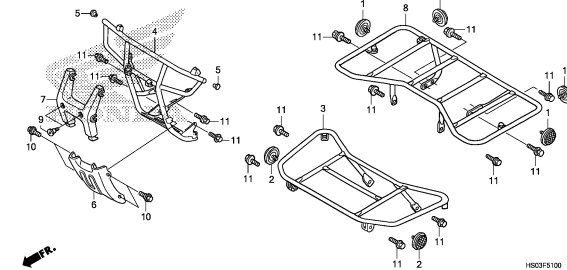
F-48

OIL COOLER



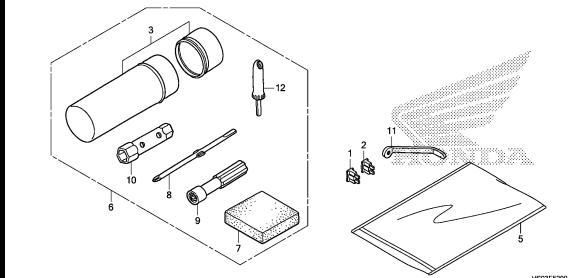
F-51

CARRIER



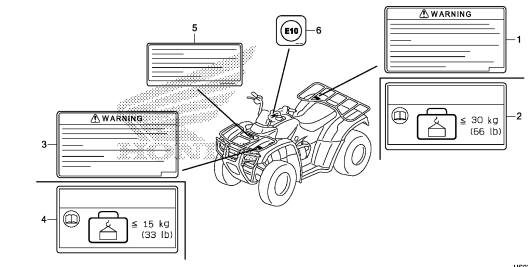
F-52

TOOLS



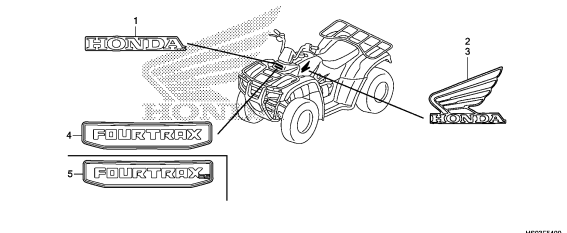
F-53

CAUTION LABEL



F-54

MARK/EMBLEM

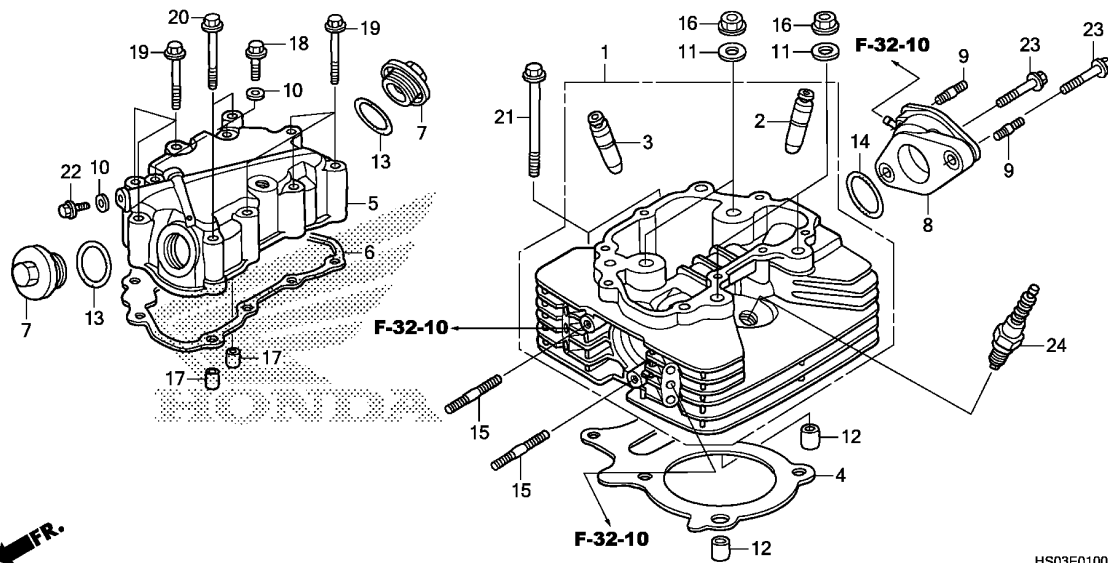


3



# E-1

# CYLINDER HEAD

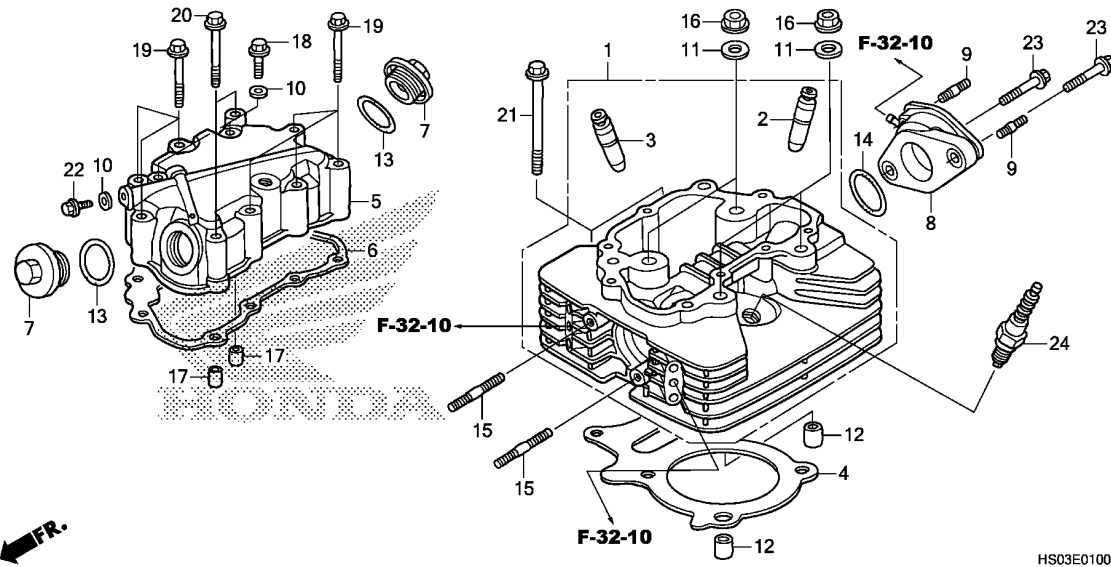


Ref. No.	L.O.N.	(Relative ref. Number) Description	F.R.T.
1	111106	HEAD, CYLINDER ..... .INCLUDES: Valve adjust and reface	2.8
2	1111L9	GUIDE, INTAKE VALVE(ONE) ..... .INCLUDES: Reaming .INCLUDES: Valve adjust and reface	2.7
3	1111M0	GUIDE, EXHAUST VALVE(ONE) ..... .INCLUDES: Reaming .INCLUDES: Valve adjust and reface	2.7
	1111M9	GUIDE, VALVE :FOR 1 VEHICLE .. .INCLUDES: Reaming .INCLUDES: Valve adjust and reface	3.0
4	111115	GASKET, CYLINDER HEAD .....	1.9
5	1111C4	COVER, CYLINDER HEAD .....	0.9
6	1111D2	GASKET, CYLINDER HEAD COVER .. (14)	0.8
8	311131	INSULATOR, THROTTLE BODY/ CARBURETOR .....	0.4
24	614130	PLUG, SPARK .....	0.1

Ref. No.	Part No.	Description	Reqd. QTY						Serial No.	Parts catalogue code
			TRX250							
			TM	TM	TM	TE	TE			
			G	H	J	G	H	J		
1	12200-HS0-A00	HEAD COMP., CYLINDER .....	1	1	1	1	1	1		
2	12204-HM8-306	GUIDE, IN. VALVE(OS) .....	1	1	1	1	1	1		
3	12205-HM8-306	GUIDE, EX. VALVE(OS) .....	1	1	1	1	1	1		
4	12251-HN6-000	GASKET, CYLINDER HEAD .....	1	1	1	1	1	1		
5	12310-HN6-010	COVER, CYLINDER HEAD .....	1	1	1	1	1	1		
6	12315-HN6-010	GASKET, HEAD COVER .....	1	1	1	1	1	1		
7	12361-035-000	CAP, TAPPET ADJUSTING HOLE ..	2	2	2	2	2	2		
8	16210-HS0-A00	INSULATOR, CARBURETOR .....	1	1	1	1	1	1		
9	90011-HM8-000	BOLT, STUD, 6X18 .....	2	2	2	2	2	2		
10	90441-706-000	WASHER, SEALING, 6MM .....	3	3	3	3	3	3		
11	90465-MC4-000	WASHER, 8MM .....	4	4	4	4	4	4		
12	90703-HC4-000	DOWEL PIN, 10X14 .....	2	2	2	2	2	2		
13	91302-001-020	O-RING, 30.8MM .....	2	2	2	2	2	2		
14	91305-HA0-680	O-RING, 33.7X2.4 .....	1	1	1	1	1	1		
15	92900-08025-0B	BOLT, STUD, 8X25 .....	2	2	2	2	2	2		
16	94050-08000	NUT, FLANGE, 8MM .....	4	4	4	4	4	4		
17	94301-08140	DOWEL PIN, 8X14 .....	2	2	2	2	2	2		
18	95701-06025-00	BOLT, FLANGE, 6X25 .....	2	2	2	2	2	2		
19	95701-06055-00	BOLT, FLANGE, 6X55 .....	7	7	7	7	7	7		
20	95701-06065-00	BOLT, FLANGE, 6X65 .....	2	2	2	2	2	2		
21	95701-06100-00	BOLT, FLANGE, 6X100 .....	2	2	2	2	2	2		
22	96001-06012-00	BOLT, FLANGE, 6X12 .....	1	1	1	1	1	1		
23	96001-06025-00	BOLT, FLANGE, 6X25 .....	2	2	2	2	2	2		
24	98069-57916	PLUG, SPARK (DPR7EA-9) (NGK) ..	(1)	(1)	(1)	(1)	(1)	(1)		
	98069-57926	PLUG, SPARK (X22EPR-U9) (DENSO)	(1)	(1)	(1)	(1)	(1)	(1)		

# E-1

# CYLINDER HEAD

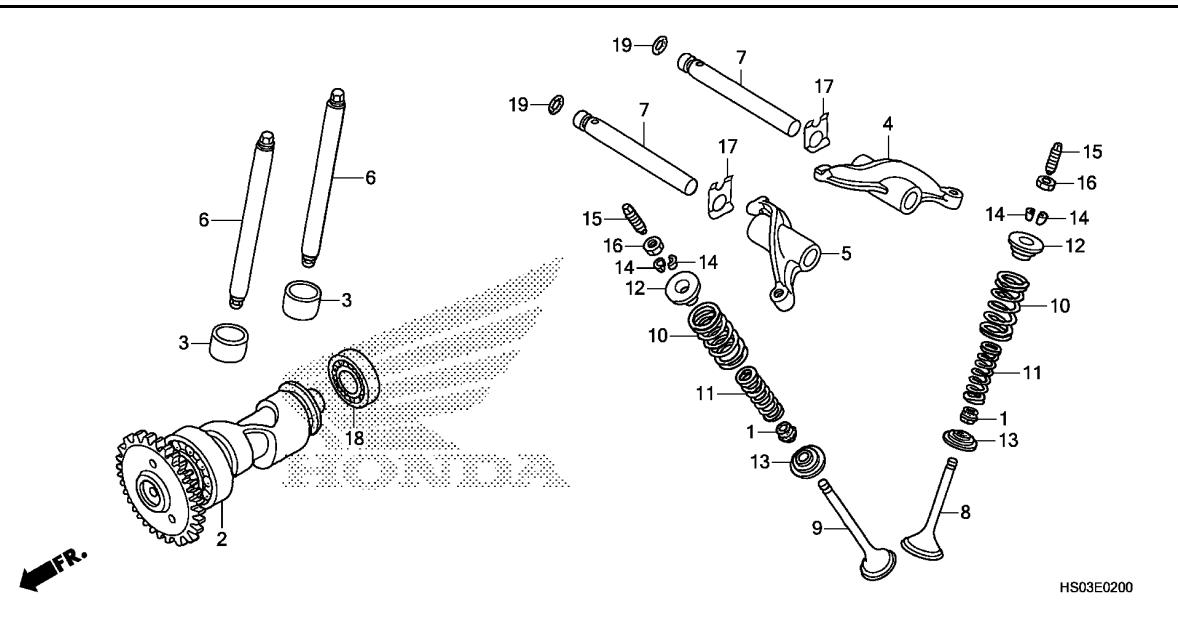


HS03E0100

Ref. No.	Part No.	Description	Reqd. QTY						Serial No.	Parts catalogue code
			TM G	TM H	TM J	TE G	TE H	TE J		
24)	98069-58916	PLUG, SPARK (DPR8EA-9) (NGK) ..	1	1	1	1	1	1		
	98069-58926	PLUG, SPARK (X24EPR-U9) (DENSO)	1	1	1	1	1	1		
	98069-59916	PLUG, SPARK (DPR9EA-9) (NGK) ..	(1)	(1)	(1)	(1)	(1)	(1)		
	98069-59926	PLUG, SPARK (X27EPR-U9) (DENSO)	(1)	(1)	(1)	(1)	(1)	(1)		

# E-2

# CAMSHAFT/VALVE

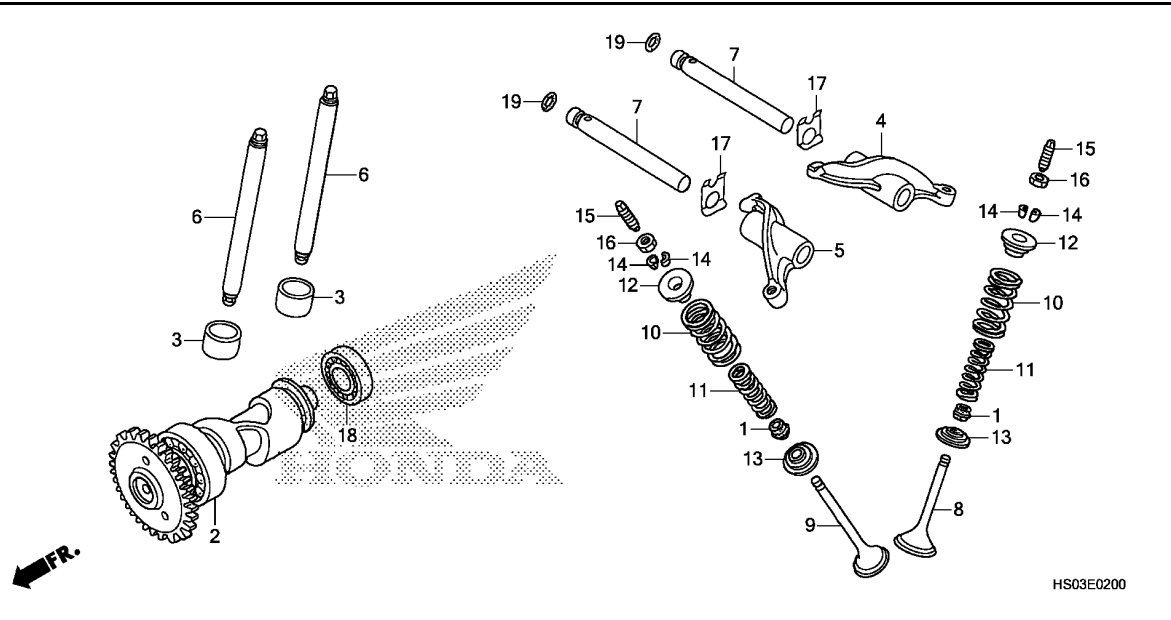


Ref. No.	L.O.N.	(Relative ref. Number) Description	F.R.T.
2	111118	CAMSHAFT ..... .INCLUDES: Valve adjustment	3.5
3	1111Y0	FOLLOWER, CAMSHAFT ..... .NOTE: Same time for two units (7,17)	2.2
4	1111K8	ARM, INTAKE VALVE ROCKER(ONE) .INCLUDES: Valve adjustment (7,17)	0.9
5	1111K9	ARM, EXHAUST VALVE ROCKER(ONE) .INCLUDES: Valve adjustment (7,17)	0.9
	1111L8	ARM, VALVE ROCKER :FOR 1 VEHICLE .....	0.9
		.INCLUDES: Valve adjustment	
6	111165	ROD, VALVE PUSH ..... .NOTE: Same time for two units .INCLUDES: Valve adjustment	0.9
8	1111N0	VALVE, INTAKE(ONE) .....	2.2
9	1111N1	VALVE, EXHAUST(ONE) .....	2.2
	1111P0	VALVE :FOR 1 VEHICLE .....	2.4
		.INCLUDES: Refacing	
10	1111P2	INTAKE VALVE SPRING AND/OR STEM SEAL(ONE) .....	2.0

Ref. No.	Part No.	Description	Reqd. QTY						Serial No.	Parts catalogue code
			TM G	TM H	TM J	TE G	TE H	TE J		
1	12209-HM8-A41	SEAL, VALVE STEM .....	2	2	2	2	2	2		
2	14100-HM8-A40	CAMSHAFT COMP. ....	1	1	1	1	1	1		
3	14421-HM7-000	FOLLOWER, CAM .....	2	2	2	2	2	2		
4	14431-HN6-000	ARM, IN. VALVE ROCKER .....	1	1	1	1	1	1		
5	14432-HN6-000	ARM, EX. VALVE ROCKER .....	1	1	1	1	1	1		
6	14440-HN6-000	ROD COMP., PUSH .....	2	2	2	2	2	2		
7	14451-HN6-000	SHAFT, ROCKER ARM .....	2	2	2	2	2	2		
8	14711-HM8-A40	VALVE, IN. ....	1	1	1	1	1	1		
9	14721-HM8-A40	VALVE, EX. ....	1	1	1	1	1	1		
10	14751-HN6-000	SPRING, VALVE OUTER .....	2	2	2	2	2	2		
11	14761-HN6-000	SPRING, VALVE INNER .....	2	2	2	2	2	2		
12	14771-107-020	RETAINER, VALVE SPRING .....	2	2	2	2	2	2		
13	14775-HM8-A40	SEAT, VALVE SPRING .....	2	2	2	2	2	2		
14	14781-HA0-770	COTTER, VALVE .....	4	4	4	4	4	4		
15	90012-415-000	SCREW, TAPPET ADJUSTING .....	2	2	2	2	2	2		
16	90206-250-000	NUT, TAPPET ADJUSTING .....	2	2	2	2	2	2		
17	90402-HN6-000	WASHER, SPRING .....	2	2	2	2	2	2		
18	91008-GEO-004	BEARING, RADIAL BALL, 16002 (KOYO)	1	1	1	1	1	1		
	91008-GEO-005	BEARING, RADIAL BALL, 16002 (NTN)	1	1	1	1	1	1		
19	91303-428-003	O-RING, 7.7X2.5 .....	2	2	2	2	2	2		

# E-2

# CAMSHAFT/VALVE

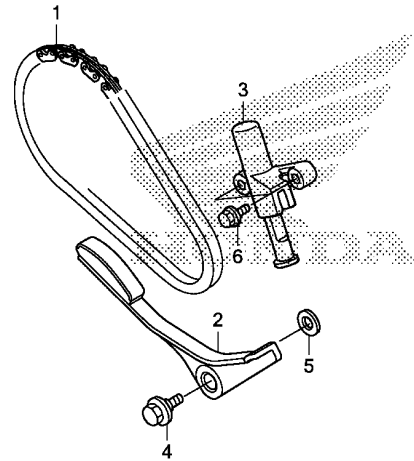


Ref. No.	L.O.N.	(Relative ref. Number) Description	F.R.T.
+10	1111P3	EXHAUST VALVE SPRING AND/OR STEM SEAL(ONE) .....	2.0
	1111Q2	VALVE SPRING AND/OR STEM SEAL :FOR 1 VEHICLE .....	2.1
18	1111Q5	BEARING, CAMSHAFT .....	6.4
		.INCLUDES: Engine removal and installation	



E-3

CAM CHAIN/TENSIONER



FR.

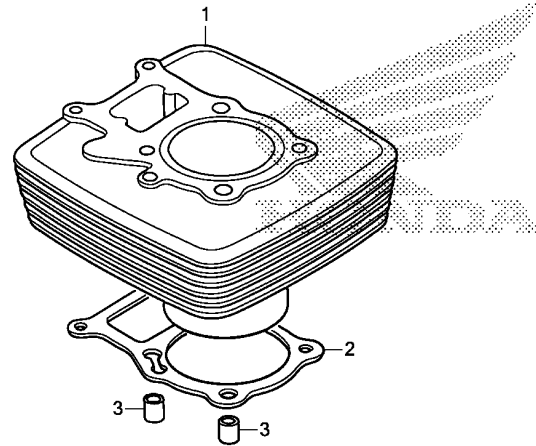
HS03E0300

Ref. No.	L.O.N.	(Relative ref. Number) Description	F.R.T.
1	110140	CHAIN, CAM .....	3.4
2	111130	TENSIONER, CAM CHAIN .....	1.2
3	111133	LIFTER, TENSIONER .....	0.8

Ref. No.	Part No.	Description	Reqd. QTY						Serial No.	Parts catalogue code
			TM G	TM H	TM J	TE G	TE H	TE J		
1	14401-HN5-671	CHAIN, CAM(52L) (DIDSCR-0409SDH-52LE)	1	1	1	1	1	1		
2	14510-HM8-000	ARM COMP., CAM CHAIN TENSIONER	1	1	1	1	1	1		
3	14540-HN5-671	ADJUSTER, TENSIONER .....	1	1	1	1	1	1		
4	90023-MR5-670	BOLT, GEARSHIFT DRUM STOPPER ARM PIVOT	1	1	1	1	1	1		
5	90417-360-000	WASHER, DRUM STOPPER .....	1	1	1	1	1	1		
6	95701-06022-08	BOLT, FLANGE, 6X22 .....	2	2	2	2	2	2		

E-4

CYLINDER



HS03E0400

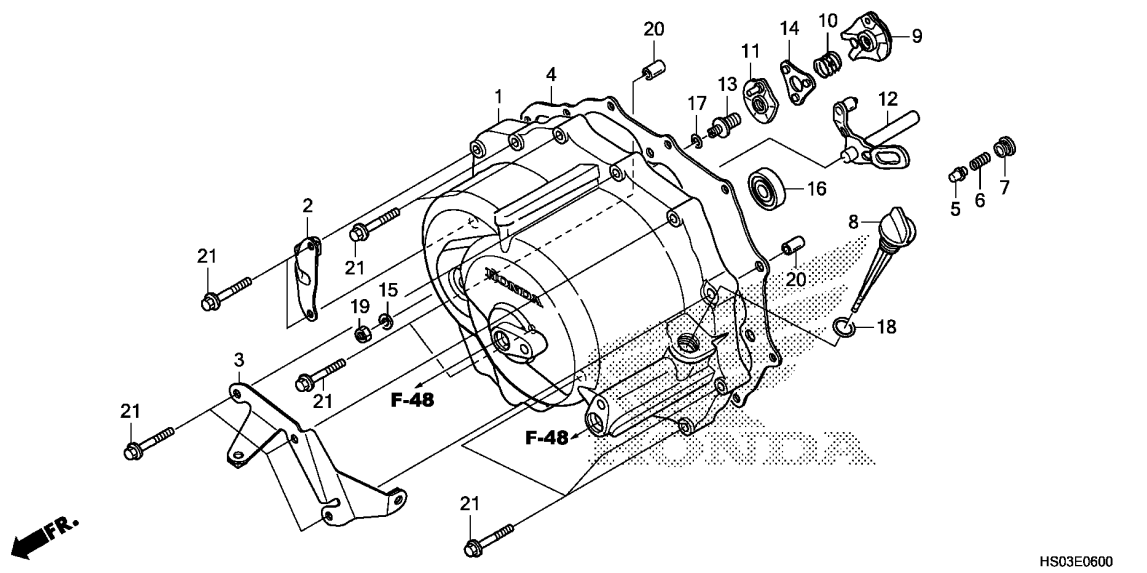
Ref. No.	L.O.N.	(Relative ref. Number) Description	F.R.T.
1	1111A5	CYLINDER .....	2.4
2	111102	GASKET, CYLINDER .....	2.2

Ref. No.	Part No.	Description	Reqd. QTY						Serial No.	Parts catalogue code
			TM G	TM H	TM J	TE G	TE H	TE J		
1	12100-HN6-000	CYLINDER COMP. ....	1	1	1	1	1	1		
2	12191-HM8-000	GASKET, CYLINDER .....	1	1	1	1	1	1		
3	90703-HC4-000	DOWEL PIN, 10X14 .....	2	2	2	2	2	2		



E-6

FRONT CRANKCASE COVER(TRX250TM)



Ref. No.	L.O.N.	(Relative ref. Number) Description	F.R.T.
1	1101A7	COVER, CRANKCASE :FRONT .....	0.9
4	1101A4	GASKET, CRANKCASE COVER :FRONT (10,14)	0.7
9	2121A9	PLATE, CLUTCH CAM .....	0.7
11	2121C5	PLATE, CLUTCH CAM LIFTER .....	0.8
12	2121C0	LEVER, CLUTCH LIFTER .....	0.7
16	1101J5	BEARING, CRANKSHAFT :FRONT COVER .....	0.9

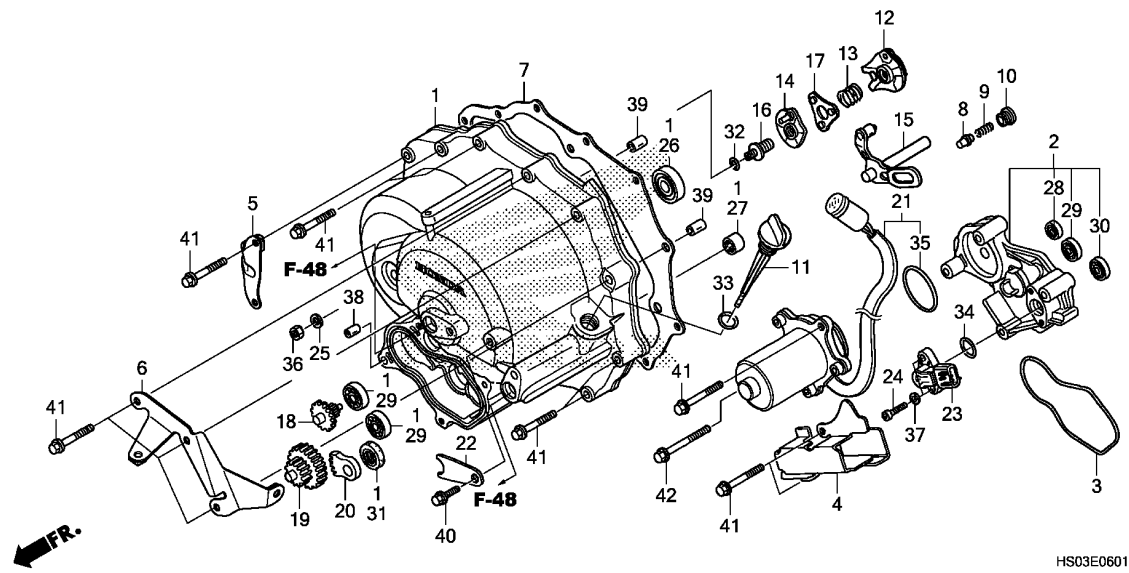
HS03E0600

Ref. No.	Part No.	Description	Reqd. QTY						Serial No.	Parts catalogue code
			TM G	TM H	TM J	TE G	TE H	TE J		
1	11330-HN6-000	COVER COMP., FR. CRANKCASE ..	1	1	1	-	-	-		
2	11365-HM8-B00	STAY, R. FR. ENGINE COVER ..	1	1	1	-	-	-		
3	11385-HM8-B00	STAY, L. FR. ENGINE COVER ..	1	1	1	-	-	-		
4	11394-HM8-000	GASKET, FR. CRANKCASE COVER ..	1	1	1	-	-	-		
5	15231-HM3-670	VALVE, RELIEF .....	1	1	1	-	-	-		
6	15232-HM3-670	SPRING, RELIEF VALVE .....	1	1	1	-	-	-		
7	15235-HM3-670	CAP, RELIEF VALVE .....	1	1	1	-	-	-		
8	15651-HM8-000	GAUGE, OIL LEVEL .....	1	1	1	-	-	-		
9	22820-HN6-000	PLATE COMP., CLUTCH CAM .....	1	1	1	-	-	-		
10	22825-HN0-671	SPRING, CAM PLATE SIDE .....	1	1	1	-	-	-		
11	22830-HB6-000	PLATE COMP., CLUTCH LIFTER ..	1	1	1	-	-	-		
12	22840-HM8-000	SUB LEVER COMP., CLUTCH LIFTER	1	1	1	-	-	-		
13	22846-HB3-000	BOLT, CLUTCH ADJUSTING .....	1	1	1	-	-	-		
14	22860-HB3-000	RETAINER COMP., BALL .....	1	1	1	-	-	-		
15	90485-040-000	WASHER, 8MM .....	1	1	1	-	-	-		
16	91009-HF1-671	BEARING, RADIAL BALL, 15X32X9	1	1	1	-	-	-		
17	91306-HB3-003	O-RING, 8X1.7(ARAI) .....	1	1	1	-	-	-		
18	91307-KF0-003	O-RING, 18X3(ARAI) .....	1	1	1	-	-	-		
19	94030-08000	NUT, HEX., 8MM .....	1	1	1	-	-	-		
20	94301-08140	DOWEL PIN, 8X14 .....	2	2	2	-	-	-		
21	95701-06040-00	BOLT, FLANGE, 6X40 .....	12	12	12	-	-	-		

2

# E-6-1

# FRONT CRANKCASE COVER(TRX250TE)



Ref. No.	L.O.N.	(Relative ref. Number) Description	F.R.T.
1	1101T2	COVER, CRANKCASE(A) :FRONT ... (3)	1.0
2	2101D7	COVER, REDUCTION GEAR .....	0.5
7	1101A4	GASKET, CRANKCASE COVER :FRONT (13,17)	0.7
12	2121A9	PLATE, CLUTCH CAM .....	0.7
14	2121C5	PLATE, CLUTCH CAM LIFTER .....	0.8
15	2121C0	LEVER, CLUTCH LIFTER .....	0.7
19	110111	GEAR, REDUCTION .....	0.5
		.NOTE: Same time for two units or more	
21	2101B8	MOTOR, SHIFT CONTROL .....	0.8
23	617117	SENSOR, ANGLE .....	0.4
26	1101J5	BEARING, CRANKSHAFT :FRONT COVER .....	0.9
29	2101D8	BEARING, REDUCTION GEAR :FRONT	0.6
	2101D8A	.Replace 1 bearing add .....	0.1
	2101D8B	.Replace 2 bearings add .....	0.2
	2101D9	BEARING, REDUCTION GEAR :REAR	0.8
	2101D9A	.Replace 1 bearing add .....	0.1

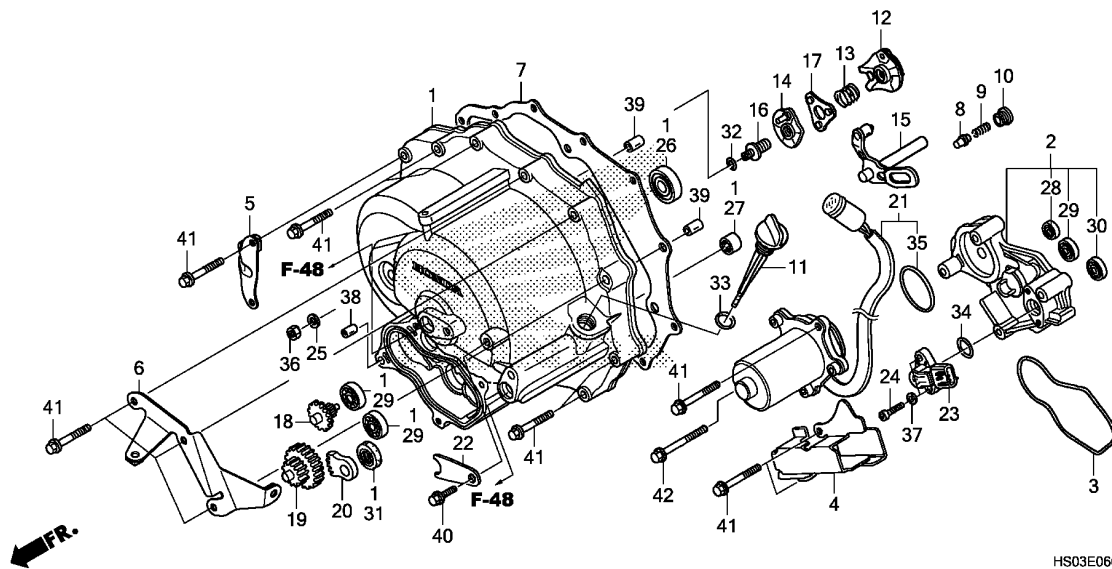
Ref. No.	Part No.	Description	Reqd. QTY						Serial No.	Parts catalogue code
			TRX250							
			TM	TM	TM	TE	TE	TE		
			G	H	J	G	H	J		
1	11330-HM8-A50	COVER COMP., FR. CRANKCASE ..	-	-	-	1	1	1		
2	11335-HM8-A50	COVER COMP., REDUCTION GEAR ..	-	-	-	1	1	1		
3	11337-HM8-A50	O-RING, REDUCTION GEAR COVER	-	-	-	1	1	1		
4	11339-HM8-A50	PROTECTOR COMP., ANGLE SENSOR	-	-	-	1	1	1		
5	11365-HM8-B00	STAY, R. FR. ENGINE COVER ...	-	-	-	1	1	1		
6	11385-HM8-B00	STAY, L. FR. ENGINE COVER ...	-	-	-	1	1	1		
7	11394-HM8-000	GASKET, FR. CRANKCASE COVER ..	-	-	-	1	1	1		
8	15231-HM3-670	VALVE, RELIEF .....	-	-	-	1	1	1		
9	15232-HM3-670	SPRING, RELIEF VALVE .....	-	-	-	1	1	1		
10	15235-HM3-670	CAP, RELIEF VALVE .....	-	-	-	1	1	1		
11	15651-HM8-000	GAUGE, OIL LEVEL .....	-	-	-	1	1	1		
12	22820-HN6-000	PLATE COMP., CLUTCH CAM .....	-	-	-	1	1	1		
13	22825-HN0-671	SPRING, CAM PLATE SIDE .....	-	-	-	1	1	1		
14	22830-HB6-000	PLATE COMP., CLUTCH LIFTER ..	-	-	-	1	1	1		
15	22840-HM8-000	SUB LEVER COMP., CLUTCH LIFTER	-	-	-	1	1	1		
16	22846-HB3-000	BOLT, CLUTCH ADJUSTING .....	-	-	-	1	1	1		
17	22860-HB3-000	RETAINER COMP., BALL .....	-	-	-	1	1	1		
18	24615-HN0-771	GEAR, REDUCTION(41T/10T) ....	-	-	-	1	1	1		
19	24616-HN0-771	GEAR, REDUCTION(40T/12T) ....	-	-	-	1	1	1		
20	24617-HN0-771	GEAR, REDUCTION(7/43T) .....	-	-	-	1	1	1		
21	31300-HM8-A51	MOTOR ASSY., CONTROL .....	-	-	-	1	1	1		
22	31305-HM8-A50	PLATE, CORD GUIDE .....	-	-	-	1	1	1		
23	38800-HR3-A21	SENSOR ASSY., ANGLE .....	-	-	-	1	1	1		
24	90116-HP5-600	BOLT, SOCKET, 5X20 .....	-	-	-	2	2	2		
25	90485-040-000	WASHER, 8MM .....	-	-	-	1	1	1		





# E-6-1

# FRONT CRANKCASE COVER(TRX250TE)

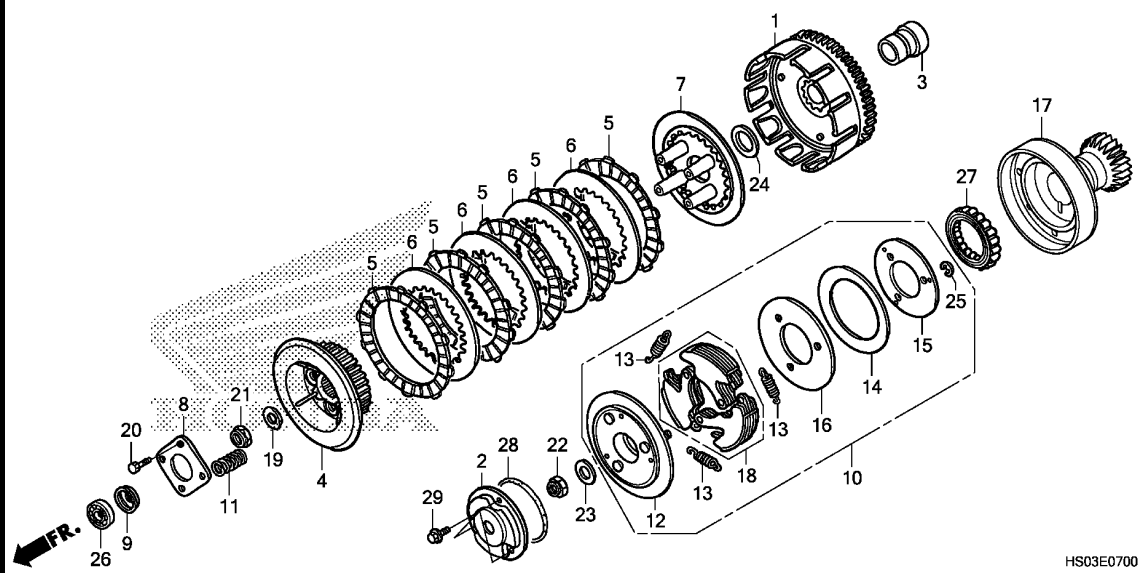


Ref. No.	L.O.N.	(Relative ref. Number) Description	F.R.T.
+29	2101E0	BEARING, REDUCTION GEAR :FOR 1 VEHICLE .....	1.2

Ref. No.	Part No.	Description	Reqd. QTY						Serial No.	Parts catalogue code
			TM G	TM H	TM J	TE G	TE H	TE J		
26	91009-HF1-671	BEARING, RADIAL BALL, 15X32X9	-	-	-	1	1	1		
27	91021-148-004	BEARING, NEEDLE, 1010(NTN) ..	-	-	-	1	1	1		
	91021-HN0-671	BEARING, NEEDLE, 10X14X10 (TORRINGTON)	-	-	-	1	1	1		
28	91050-HN0-A11	BEARING, RADIAL BALL, 696ZZ	-	-	-	1	1	1		
29	91060-HN0-A11	BEARING, RADIAL BALL, 626ZZ	-	-	-	3	3	3		
30	91070-HN0-A11	BEARING, RADIAL BALL, 698ZZ	-	-	-	1	1	1		
31	91201-KM1-005	OIL SEAL, 10X20X5 (ARAI) .....	-	-	-	1	1	1		
32	91306-HB3-003	O-RING, 8X1.7 (ARAI) .....	-	-	-	1	1	1		
33	91307-KF0-003	O-RING, 18X3 (ARAI) .....	-	-	-	1	1	1		
34	91308-HM8-A51	O-RING, 16.8X1.9 .....	-	-	-	1	1	1		
35	91351-HM8-A51	O-RING, CONTROL MOTOR .....	-	-	-	1	1	1		
36	94030-08000	NUT, HEX., 8MM .....	-	-	-	1	1	1		
37	94101-05800	WASHER, PLAIN, 5MM .....	-	-	-	2	2	2		
38	94301-08100	DOWEL PIN, 8X10 .....	-	-	-	1	1	1		
39	94301-08140	DOWEL PIN, 8X14 .....	-	-	-	2	2	2		
40	95701-06014-00	BOLT, FLANGE, 6X14 .....	-	-	-	1	1	1		
41	95701-06040-00	BOLT, FLANGE, 6X40 .....	-	-	-	15	15	15		
42	95701-06045-08	BOLT, FLANGE, 6X45 .....	-	-	-	1	1	1		

E-7

CLUTCH



HS03E0700

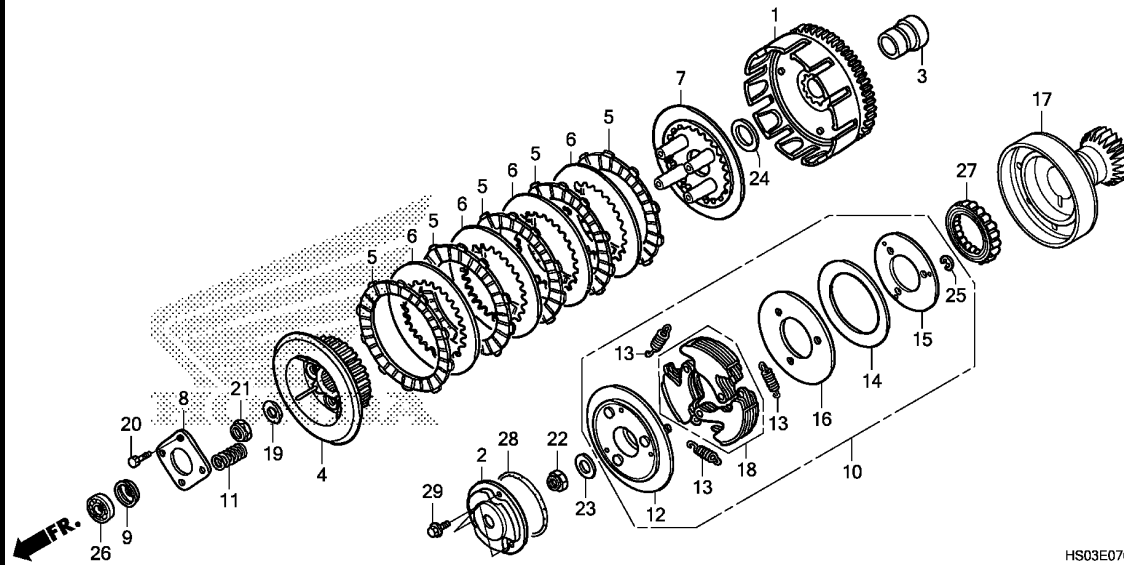
Ref. No.	L.O.N.	(Relative ref. Number) Description	F.R.T.
1	2121A0	OUTER, CLUTCH .....	1.1
4	212112	CENTER, CLUTCH .....	1.1
5	2121A1	(6) DISC, CLUTCH FRICTION .....	1.1
		.NOTE: Same time for two units or more	
7	2121A3	PLATE, CLUTCH PRESSURE .....	1.1
8	2121A4	(26) PLATE, CLUTCH LIFTER .....	1.0
10	2121C1	PLATE ASSY., DRIVE .....	0.9
11	212107	SPRING, CLUTCH .....	1.0
		.NOTE: Same time for two units or more	
17	2121C2	DRUM, CLUTCH .....	0.9
18	2121A6	(13) WEIGHT SET, CLUTCH .....	1.0
27	2121C3	CLUTCH, DRIVE ONE WAY .....	0.9

Ref. No.	Part No.	Description	Reqd. QTY						Serial No.	Parts catalogue code
			TM G	TM H	TRX250 TM J	TE G	TE H	TE J		
1	22100-HM8-A40	OUTER COMP., CLUTCH .....	1	1	1	1	1	1		
2	22111-HB3-771	COVER, OIL FILTER .....	1	1	1	1	1	1		
3	22116-HB3-000	GUIDE, CLUTCH OUTER .....	1	1	1	1	1	1		
4	22121-HM8-000	CENTER, CLUTCH .....	1	1	1	1	1	1		
5	22201-166-000	DISK, CLUTCH FRICTION .....	5	5	5	5	5	5		
6	22321-HM8-A40	PLATE, CLUTCH .....	4	4	4	4	4	4		
7	22350-HB3-000	PLATE, CLUTCH PRESSURE .....	1	1	1	1	1	1		
8	22361-HM8-A40	PLATE, CLUTCH LIFTER .....	1	1	1	1	1	1		
9	22367-HN6-000	COLLAR, CLUTCH LIFTER .....	1	1	1	1	1	1		
10	22400-HM8-A41	PLATE ASSY., DRIVE .....	1	1	1	1	1	1		
11	22401-HB3-010	SPRING, CLUTCH .....	4	4	4	-	-	-		
	22401-HM8-A50	.....	-	-	-	4	4	4		
12	22451-HM8-A41	PLATE COMP., DRIVE .....	1	1	1	1	1	1		
13	22463-HB3-770	SPRING, CLUTCH .....	3	3	3	3	3	3		
14	22470-HB3-770	SPRING, CONE DISK .....	1	1	1	1	1	1		
15	22480-HM8-A40	WASHER, 48X92X1.6 .....	1	1	1	1	1	1		
16	22481-HM8-A40	WASHER, 48X100X1.2 .....	1	1	1	1	1	1		
17	22500-HS0-A00	DRUM COMP., CLUTCH(23T) .....	1	1	1	1	1	1		
18	22535-HM8-306	WEIGHT SET, CLUTCH .....	1	1	1	1	1	1		
19	53044-HA7-670	WASHER, STEERING PIVOT .....	1	1	1	1	1	1		
20	90001-HM8-A40	BOLT, HEX., 6X28 .....	4	4	4	4	4	4		
21	90201-HB3-000	NUT, SPECIAL, 16MM .....	1	1	1	1	1	1		
22	90235-HB3-000	NUT, SPECIAL, 18MM .....	1	1	1	1	1	1		
23	90432-KE5-000	WASHER, 18MM .....	1	1	1	1	1	1		
24	90452-413-000	WASHER, THRUST, 20MM .....	1	1	1	1	1	1		



E-7

CLUTCH

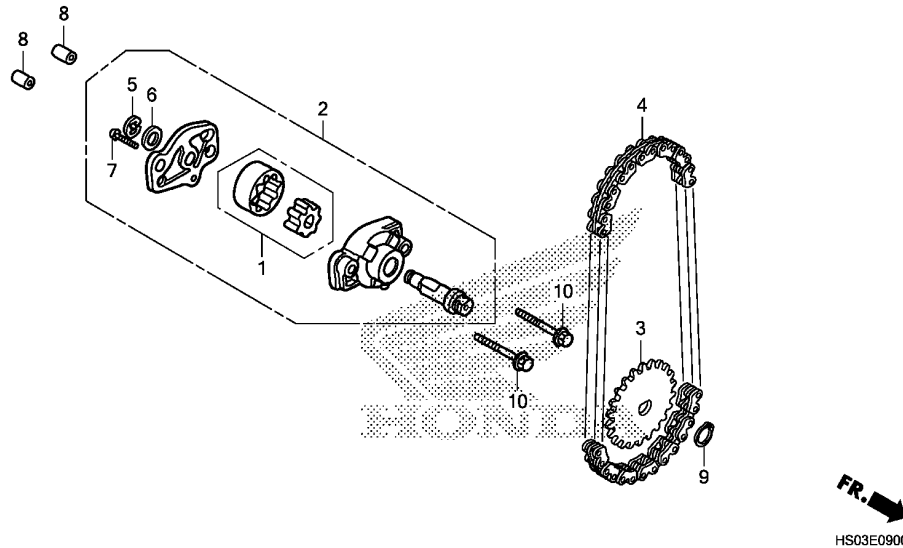


HS03E0700

Ref. No.	Part No.	Description	Reqd. QTY						Serial No.	Parts catalogue code
			TM G	TM H	TRX250 TM J	TE G	TE H	TE J		
25	90605-HM8-000	CIRCLIP, 7MM .....	3	3	3	3	3	3		
26	91004-HS0-A01	BEARING, RADIAL BALL, 6903 ..	1	1	1	1	1	1		
27	91101-958-003	CLUTCH, ONE WAY .....	1	1	1	1	1	1		
28	91301-HM8-A40	O-RING, 83.5X1.5 .....	1	1	1	1	1	1		
29	95701-06008-00	BOLT, FLANGE, 6X8 .....	3	3	3	3	3	3		

# E-9

# OIL PUMP



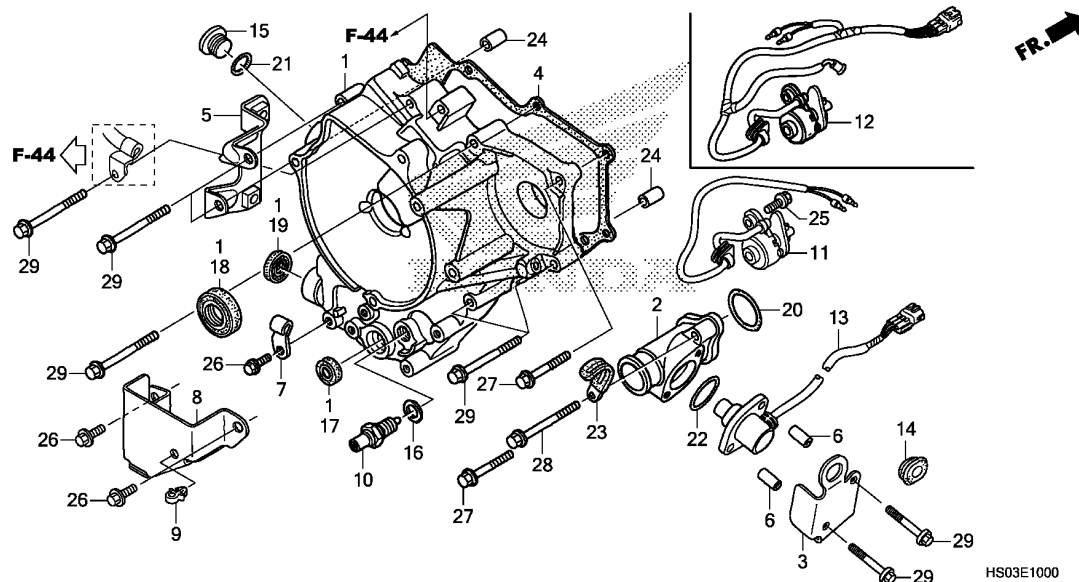
Ref. No.	L.O.N.	(Relative ref. Number) Description	F.R.T.
2		(1)	
2	113105	PUMP ASSY., OIL .....	1.0
3	113111	SPROCKET, OIL PUMP DRIVEN ....	0.9
4	113122	CHAIN, OIL PUMP DRIVE .....	2.3

Ref. No.	Part No.	Description	Reqd. QTY						Serial No.	Parts catalogue code
			TRX250							
			TM	TM	TM	TE	TE	TE		
			G	H	J	G	H	J		
1	15021-HS0-A00	ROTOR SET, OIL PUMP .....	1	1	1	1	1	1		
2	15100-HS0-A00	PUMP ASSY., OIL .....	1	1	1	1	1	1		
3	15133-HM8-000	SPROCKET, OIL PUMP DRIVEN(22T) .....	1	1	1	1	1	1		
4	15141-HM8-003	CHAIN, OIL PUMP(46L) .....	1	1	1	1	1	1		
5	15336-HS0-A00	E-RING, 5MM .....	1	1	1	1	1	1		
6	90435-HS0-A00	WASHER, 6.1MM .....	1	1	1	1	1	1		
7	93500-03012-1A	SCREW, PAN, 3X12 .....	1	1	1	1	1	1		
8	94301-08140	DOWEL PIN, 8X14 .....	2	2	2	2	2	2		
9	94510-10000	CIRCLIP, EXTERNAL, 10MM .....	1	1	1	1	1	1		
10	95701-06035-00	BOLT, FLANGE, 6X35 .....	2	2	2	2	2	2		



# E-10

# REAR CRANKCASE COVER

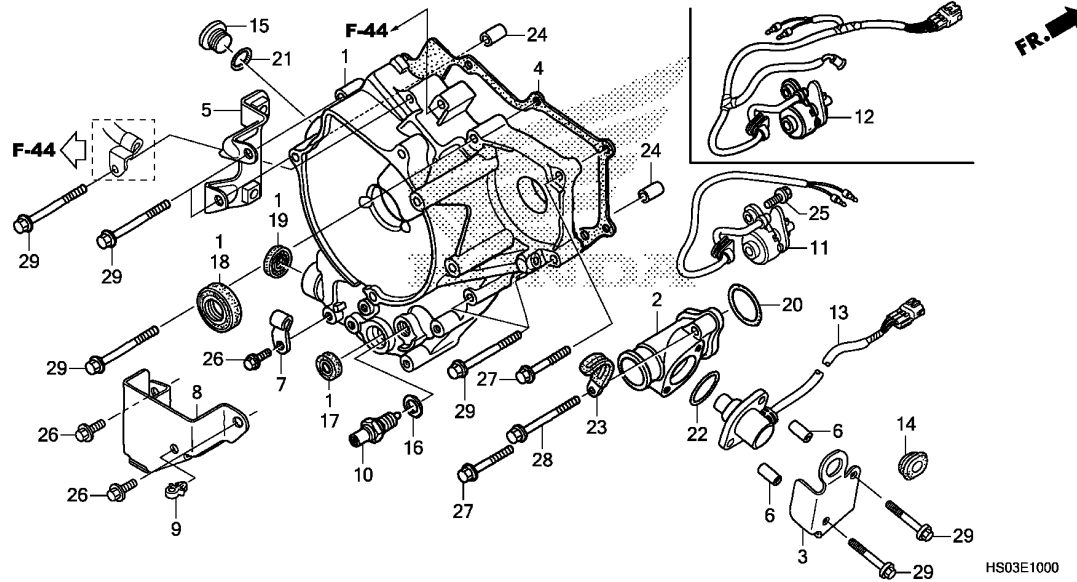


Ref. No.	L.O.N.	(Relative ref. Number) Description	F.R.T.
1	1101A8	COVER, CRANKCASE :REAR .....	1.7
2		(20)	
	7101C4	HOLDER, FINAL SHAFT .....	1.1
4	1101A5	GASKET, CRANKCASE COVER :REAR	1.5
10	6151B8	SWITCH, NEUTRAL .....	0.4
11		(12)	
	615125	SWITCH, GEAR CHANGE .....	1.6
13	617198	SENSOR, SPEEDOMETER .....	0.4
17	2101E4	OIL SEAL, REVERSE STOPPER SHAFT .....	1.6
18	1121A8	OIL SEAL, RECOIL PULLEY .....	1.6
19	1101F9	OIL SEAL, GEARSHIFT SPINDLE ..	1.6

Ref. No.	Part No.	Description	Reqd. QTY						Serial No.	Parts catalogue code
			TM G	TM H	TM J	TE G	TE H	TE J		
1	11340-HM8-A40	COVER COMP., RR. CRANKCASE ..	1	1	1	-	-	-		
	11340-HM8-A50	.....	-	-	-	1	1	1		
2	11355-HM8-A41	PROTECTOR, COUNTERSHAFT .....	1	1	1	1	1	1		
3	11359-HM8-B10	PROTECTOR, SPEED SENSOR .....	1	1	1	1	1	1		
4	11395-HM8-A40	GASKET, RR. CRANKCASE COVER ..	1	1	1	1	1	1		
5	11395-HM8-B00	STAY, L. RR. ENGINE COVER ...	1	1	1	1	1	1		
6	18318-HM8-A50	COLLAR, SPEEDSENSOR PROTECTOR	2	2	2	2	2	2		
7	24866-HM8-A40	HOLDER, REVERSE STOPPER WIRE	1	1	1	1	1	1		
8	24880-HM8-V20	PROTECTOR, OIL THERMO SENSOR	1	1	1	1	1	1		
9	30701-883-000	CLIP, HIGH TENSION CORD(8MM)	1	1	1	1	1	1		
10	35600-HA0-003	SWITCH ASSY., NEUTRAL(TOYO) ..	-	-	-	1	1	1		
11	35759-HM8-B00	SWITCH ASSY., CHANGE .....	1	1	1	-	-	-		
12	35759-HM8-B10	SWITCH ASSY., CHANGE .....	-	-	-	1	1	1		
13	37700-HM8-B10	SENSOR ASSY., SPEED .....	1	1	1	1	1	1		
14	83551-HM5-730	GROMMET, SIDE COVER .....	1	1	1	1	1	1		
15	90084-KY2-000	CAP, 14MM .....	1	1	1	1	1	1		
16	90545-300-000	WASHER, OIL BOLT .....	-	-	-	1	1	1		
17	91201-965-000	OIL SEAL, 12X22X5 .....	1	1	1	-	-	-		
	91202-HC0-003	OIL SEAL, 10X20X5 (ARAI) .....	-	-	-	1	1	1		
18	91202-HB3-003	OIL SEAL, 22X32X7 (ARAI) .....	1	1	1	1	1	1		
19	91205-KF0-003	OIL SEAL, 12X20X5 (ARAI) .....	1	1	1	1	1	1		
20	91302-P0Z-003	O-RING, 44.1X2.2(NOK) .....	1	1	1	1	1	1		
21	91303-377-000	O-RING, 13.8X2.5 .....	1	1	1	1	1	1		
22	91321-PF4-004	O-RING, 18.3X2.4(NOK) .....	1	1	1	1	1	1		
23	91410-679-000	CLIP, 2X60 .....	1	1	1	1	1	1		

# E-10

# REAR CRANKCASE COVER



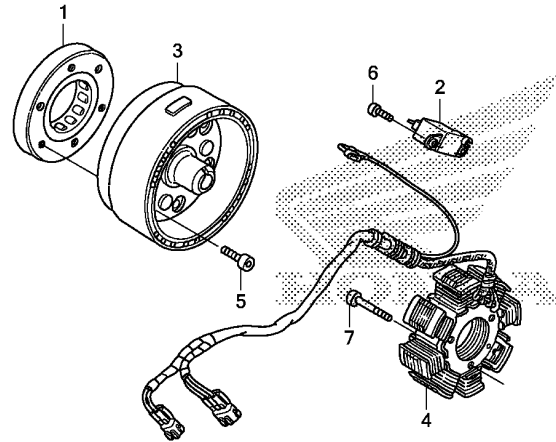
Ref. No.	Part No.	Description	Reqd. QTY						Serial No.	Parts catalogue code
			TM G	TM H	TRX250 TM J	TE G	TE H	TE J		
24	94301-08140	DOWEL PIN, 8X14 .....	2	2	2	2	2	2		
25	95701-06014-00	BOLT, FLANGE, 6X14 .....	1	1	1	1	1	1		
26	95701-06016-07	BOLT, FLANGE, 6X16 .....	3	3	3	3	3	3		
27	95701-06025-00	BOLT, FLANGE, 6X25 .....	2	2	2	2	2	2		
28	95701-06035-00	BOLT, FLANGE, 6X35 .....	1	1	1	1	1	1		
29	95701-06040-00	BOLT, FLANGE, 6X40 .....	12	12	12	12	12	12		



E-11

GENERATOR

FR.



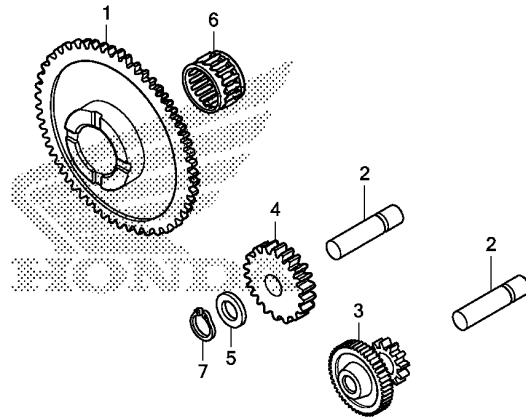
HS03E1100

Ref. No.	L.O.N.	(Relative ref. Number) Description	F.R.T.
1	612131	OUTER, STARTING CLUTCH .....	1.8
2	614110	GENERATOR, IGNITION PULSE ....	1.7
3	613105	ROTOR OR FLYWHEEL .....	1.8
4	6131A3	STATOR .....	1.7

Ref. No.	Part No.	Description	Reqd. QTY							Serial No.	Parts catalogue code
			TM G	TM H	TM J	TE G	TE H	TE J			
1	28125-HM8-A61	OUTER COMP., STARTING CLUTCH	1	1	1	1	1	1			
2	30300-HA0-033	GENERATOR ASSY., PULSE(TEC) .	1	1	1	1	1	1			
3	31110-HM8-A41	FLYWHEEL COMP. ....	1	1	1	1	1	1			
4	31120-HM8-B01	STATOR COMP. ....	1	1	1	1	1	1			
5	90085-413-781	BOLT, SOCKET, 6MM .....	6	6	6	6	6	6			
6	90089-KR0-000	BOLT, SOCKET, 5X12 .....	2	2	2	2	2	2			
7	90117-GB2-000	BOLT, SOCKET, 6X30 .....	3	3	3	3	3	3			

# E-12

# STARTING GEAR



HS03E1200

Ref. No.	L.O.N.	(Relative ref. Number) Description	F.R.T.
1		(6)	
612120		GEAR, STARTER DRIVEN .....	1.6
3		(4)	
612135		GEAR, STARTER IDLE .....	1.5
.NOTE: Same time for two units			

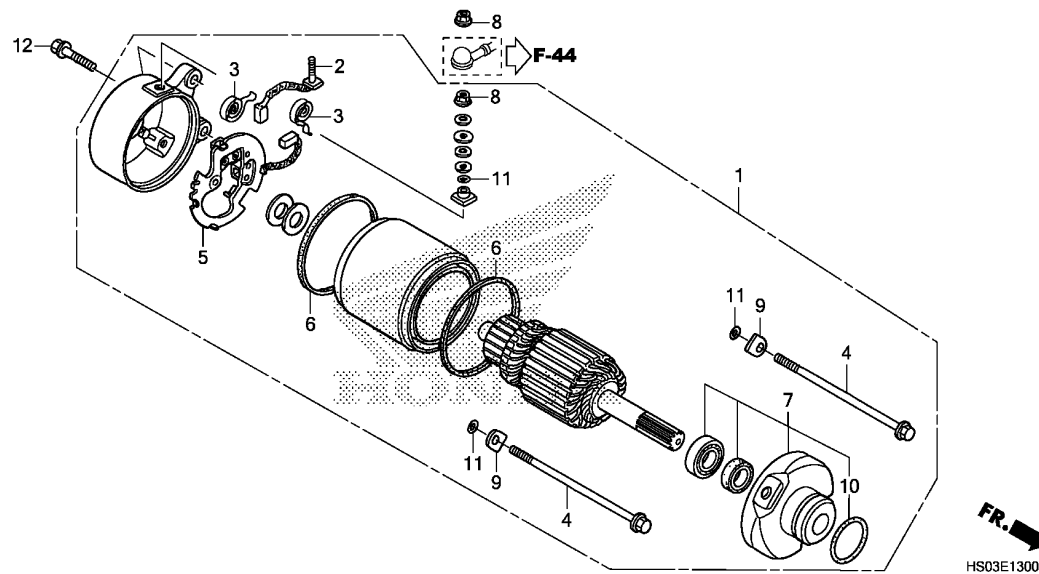
Ref. No.	Part No.	Description	Reqd. QTY						Serial No.	Parts catalogue code
			TM G	TM H	TM J	TE G	TE H	TE J		
1	28110-HM8-000	GEAR COMP., STARTING DRIVEN (48T)	1	1	1	1	1	1		
2	28115-HM8-A40	SHAFT, STARTER IDLE .....	2	2	2	2	2	2		
3	28117-HM8-A40	GEAR A/B, STARTING IDLE (48T/12T)	1	1	1	1	1	1		
4	28118-HM8-000	GEAR C, STARTING IDLE(18T) ..	1	1	1	1	1	1		
5	90413-GE0-000	WASHER, 10X21.5 .....	1	1	1	1	1	1		
6	91007-HB3-013	BEARING, NEEDLE, 22X27X20 ...	1	1	1	1	1	1		
7	94510-10000	CIRCLIP, EXTERNAL, 10MM .....	1	1	1	1	1	1		

2



# E-13

# STARTER MOTOR

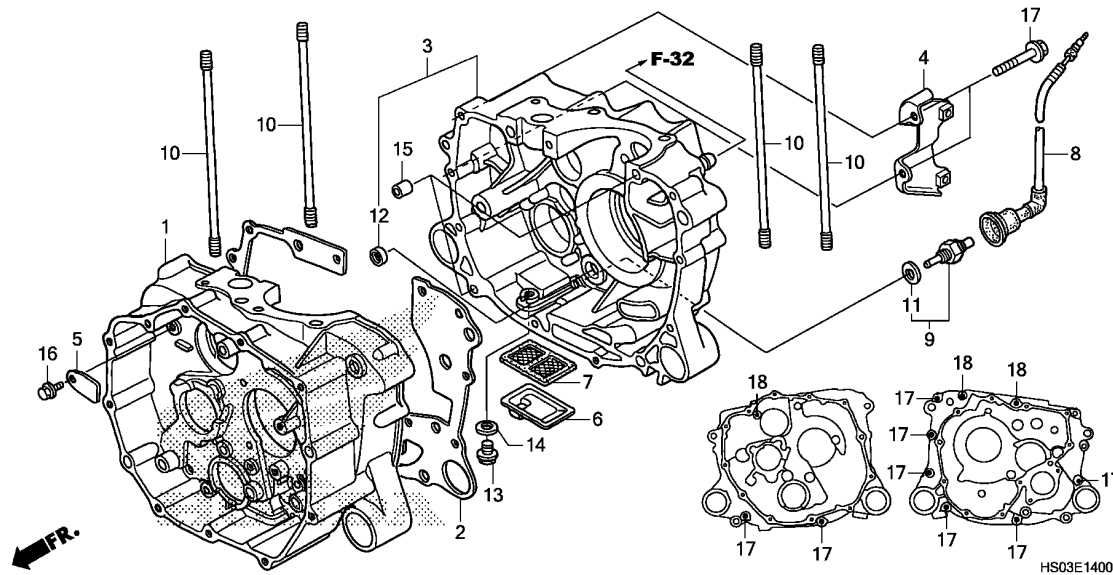


Ref. No.	L.O.N.	(Relative ref. Number) Description	F.R.T.
1		(10)	
612105		MOTOR, STARTING .....	0.3
2		TERMINAL, BRUSH(STARTER) .....	0.5
5		(3,6)	
6121A5		HOLDER, BRUSH(STARTER) .....	0.5

Ref. No.	Part No.	Description	Reqd. QTY						Serial No.	Parts catalogue code
			TRX250							
			TM G	TM H	TM J	TE G	TE H	TE J		
1	31200-HM8-A41	MOTOR ASSY., STARTER .....	1	1	1	1	1	1		
2	31201-KS5-901	TERMINAL SET, BRUSH .....	1	1	1	1	1	1		
3	31204-KS5-901	SPRING, CARBON BRUSH .....	2	2	2	2	2	2		
4	31205-KL8-711	BOLT, SETTING .....	2	2	2	2	2	2		
5	31206-MN4-008	HOLDER SET, BRUSH .....	1	1	1	1	1	1		
6	31207-KS5-901	RING .....	2	2	2	2	2	2		
7	31210-HC4-003	BRACKET COMP., FR. ....	1	1	1	1	1	1		
8	90071-MB0-000	NUT-WASHER, 6MM .....	2	2	2	2	2	2		
9	90122-MN4-008	WASHER, STEEL PLATE .....	2	2	2	2	2	2		
10	91309-425-003	O-RING, 24.4X3.1(ARAI) .....	1	1	1	1	1	1		
11	91320-MB0-000	O-RING, 4X2 .....	3	3	3	3	3	3		
12	95801-06025-00	BOLT, FLANGE, 6X25 .....	2	2	2	2	2	2		

# E-14

# CRANKCASE



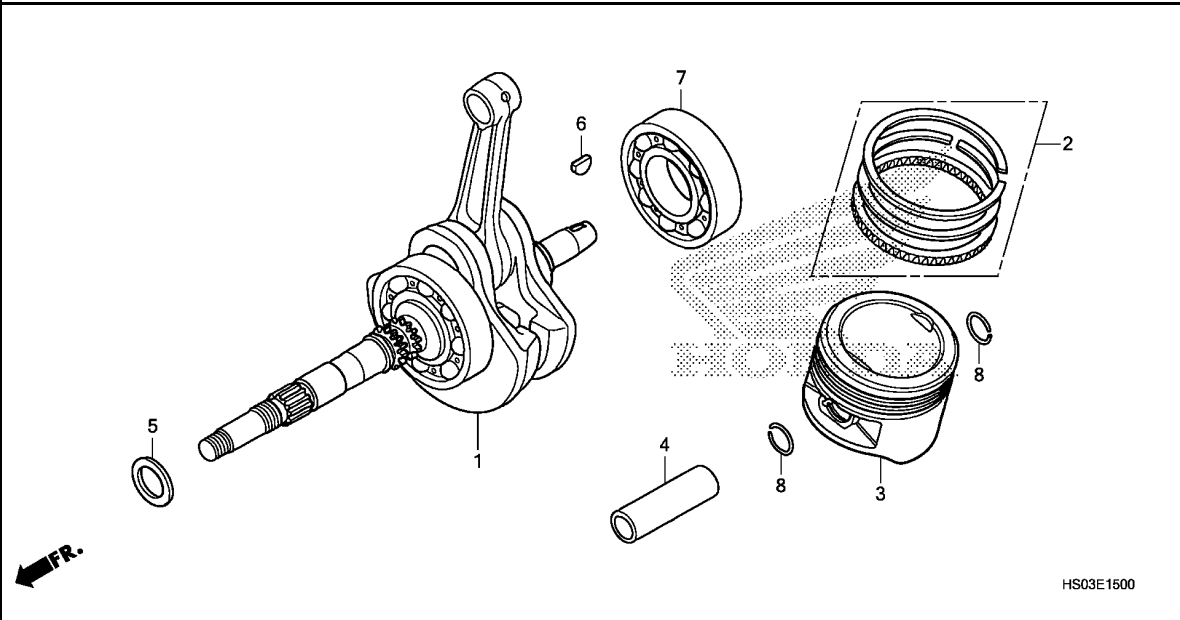
Ref. No.	L.O.N.	(Relative ref. Number) Description	F.R.T.
1	1101A0	CRANKCASE :FRONT ..... .INCLUDES: Engine removal and installation	6.0
2	110110	GASKET, CRANKCASE ..... .INCLUDES: Engine removal and installation	5.5
3	1101A1	CRANKCASE :REAR ..... .INCLUDES: Engine removal and installation	6.7
	1101A2	CRANKCASE :BOTH ..... .INCLUDES: Engine removal and installation	7.1
7		(6)	
	1131B5	SCREEN, OIL FILTER ..... .INCLUDES: Engine removal and installation	5.5
9	617151	SENSOR, OIL TEMPERATURE ..... .INCLUDES: Engine removal and installation	0.4

Ref. No.	Part No.	Description	Reqd. QTY						Serial No.	Parts catalogue code
			TM G	TM H	TM J	TE G	TE H	TE J		
1	11100-HM8-A40	CRANKCASE COMP., FR. ....	1	1	1	1	1	1		
2	11191-HM8-000	GASKET, CRANKCASE ..... TRX250	1	1	1	1	1	1		
3	11200-HM8-A40	CRANKCASE COMP., RR. ....	1	1	1	1	1	1		
4	11375-HM8-B00	STAY, R. RR. ENGINE COVER ...	1	1	1	1	1	1		
5	14115-HM8-000	PLATE, CAM FIXING ..... TE	1	1	1	1	1	1		
6	15153-HM8-000	STRAINER, OIL ..... TE	1	1	1	1	1	1		
7	15421-ZE9-003	SCREEN, OIL FILTER ..... TE	1	1	1	1	1	1		
8	32850-HM8-U40	SUB CORD, THERMO SENSOR ..... TE	1	1	1	1	1	1		
9	37750-HC4-751	SENSOR ASSY., THERMOSTAT OIL (TOYO)	1	1	1	1	1	1		
10	90031-HN6-000	BOLT, STUD, 8X161 ..... TE	4	4	4	4	4	4		
11	90401-HC4-750	WASHER, SEAL ..... TE	1	1	1	1	1	1		
12	91008-HB5-003	BEARING, NEEDLE, 22X28X12 ...	1	1	1	1	1	1		
13	92800-12000	BOLT, DRAIN PLUG, 12MM ..... TE	1	1	1	1	1	1		
14	94109-12000	WASHER, DRAIN PLUG, 12MM ....	1	1	1	1	1	1		
15	94301-08140	DOWEL PIN, 8X14 ..... TE	2	2	2	2	2	2		
16	95701-06016-00	BOLT, FLANGE, 6X16 ..... TE	1	1	1	1	1	1		
17	95701-06040-00	BOLT, FLANGE, 6X40 ..... TE	10	10	10	10	10	10		
18	95701-06065-00	BOLT, FLANGE, 6X65 ..... TE	3	3	3	3	3	3		



# E-15

# CRANKSHAFT/PISTON



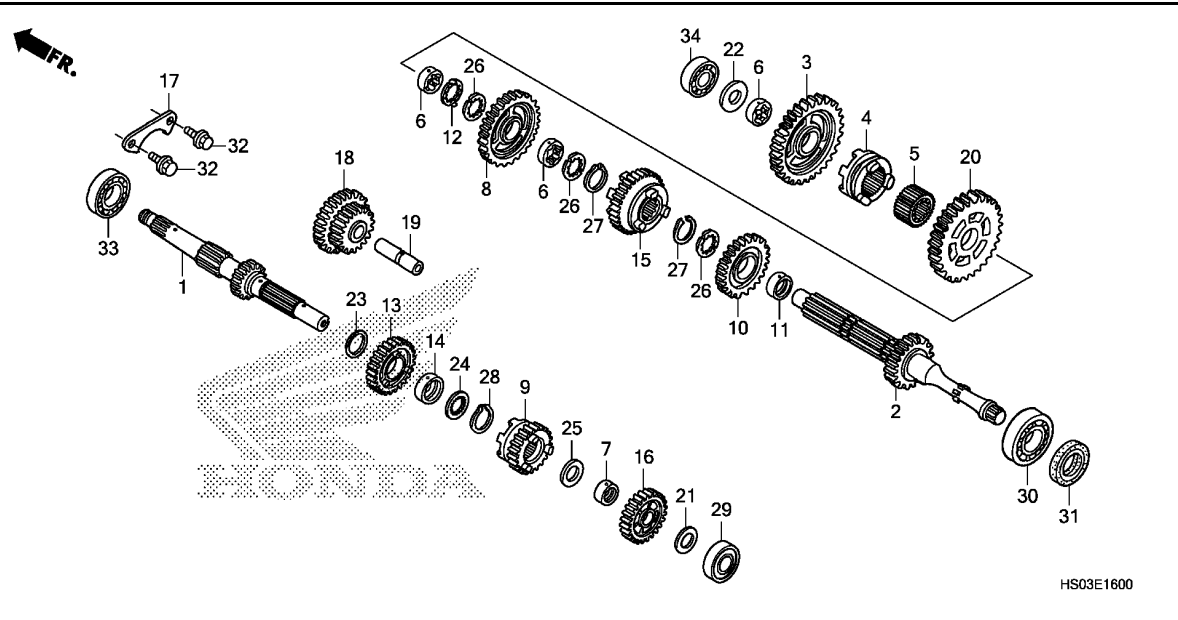
Ref. No.	L.O.N.	(Relative ref. Number) Description	F.R.T.
1	1101B5	CRANKSHAFT ..... .INCLUDES: Engine removal and installation	6.4
3	111103	PISTON RING AND/OR PISTON(ONE) (2,4,8)	2.4
7	1101J3	BEARING, CRANKSHAFT :REAR .... .INCLUDES: Engine removal and installation	6.3

Ref. No.	Part No.	Description	Reqd. QTY						Serial No.	Parts catalogue code
			TM G	TM H	TM J	TE G	TE H	TE J		
1	13000-HM8-A40	CRANKSHAFT COMP. ....	1	1	1	1	1	1		
2	13011-HS0-305	RING SET, PISTON(STD) (RIKEN)	1	1	1	1	1	1		
	13021-HS0-305	RING SET, PISTON(0.25) (RIKEN)	(1)	(1)	(1)	(1)	(1)	(1)		
	13031-HS0-305	RING SET, PISTON(0.50) (RIKEN)	(1)	(1)	(1)	(1)	(1)	(1)		
	13041-HS0-305	RING SET, PISTON(0.75) (RIKEN)	(1)	(1)	(1)	(1)	(1)	(1)		
	13051-HS0-305	RING SET, PISTON(1.00) (RIKEN)	(1)	(1)	(1)	(1)	(1)	(1)		
3	13101-HM8-A40	PISTON(STD.) .....	1	1	1	1	1	1		
	13102-HM8-306	PISTON(O.S. 0.25) .....	(1)	(1)	(1)	(1)	(1)	(1)		
	13103-HM8-306	PISTON(O.S. 0.50) .....	(1)	(1)	(1)	(1)	(1)	(1)		
	13104-HM8-306	PISTON(O.S. 0.75) .....	(1)	(1)	(1)	(1)	(1)	(1)		
	13105-HM8-306	PISTON(O.S. 1.00) .....	(1)	(1)	(1)	(1)	(1)	(1)		
4	13111-422-000	PIN, PISTON .....	1	1	1	1	1	1		
5	90402-HA5-000	WASHER, THRUST, 24MM .....	1	1	1	1	1	1		
6	90741-KFB-000	KEY, WOODRUFF, 4MM .....	1	1	1	1	1	1		
7	91001-HM8-003	BEARING, BALL, 6207C3 .....	1	1	1	1	1	1		
8	94601-15000	CLIP, PISTON PIN, 15MM .....	2	2	2	2	2	2		

2

E-16

TRANSMISSION



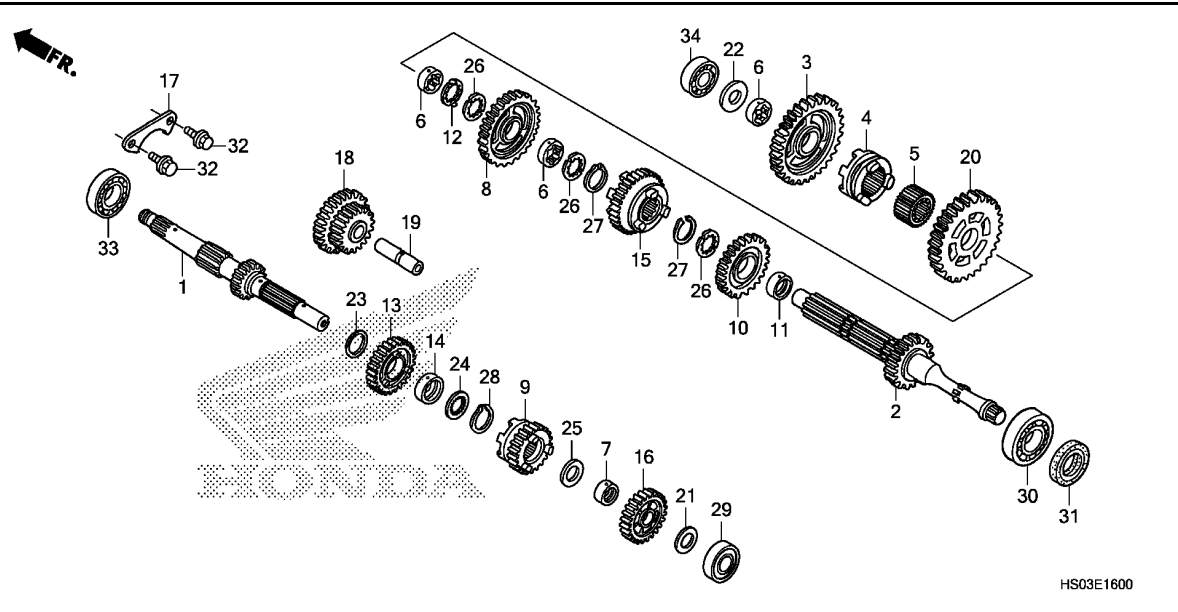
Ref. No.	L.O.N.	(Relative ref. Number) Description	F.R.T.
1	210141	(9,13,16) MAINSHAFT, TRANSMISSION ..... .INCLUDES: Engine removal and installation	5.9
2	210141A	.Replace countershaft add ....	0.2
2	210142	(3,4,5,8,10,15,20) COUNTERSHAFT, TRANSMISSION ... .INCLUDES: Engine removal and installation	5.9
	210142A	.Replace mainshaft add .....	0.2
18	2101A7	GEAR, REVERSE IDLE ..... .INCLUDES: Engine removal and installation	5.7
29	2101D1	BEARING, MAINSHAFT :REAR ..... .INCLUDES: Engine removal and installation	6.4
30	2101D3	BEARING, COUNTERSHAFT :REAR .. .INCLUDES: Engine removal and installation	6.4
33	2101D0	BEARING, MAINSHAFT :FRONT .... .INCLUDES: Engine removal and installation	5.9
	2101C6	BEARING, MAINSHAFT :BOTH ..... .INCLUDES: Engine removal and installation	6.6

Ref. No.	Part No.	Description	Reqd. QTY						Serial No.	Parts catalogue code
			TM G	TM H	TM J	TE G	TE H	TE J		
1	23211-HM8-A40	MAINSHAFT, TRANSMISSION (13T/18T)	1	1	1	1	1	1		
2	23221-HM8-A40	SHAFT, COUNTER(25T) .....	1	1	1	1	1	1		
3	23411-HM8-A40	GEAR, COUNTERSHAFT FIRST(42T)	1	1	1	1	1	1		
4	23412-HM8-A40	SHIFTER, REVERSE COUNTERSHAFT LOW GEAR	1	1	1	1	1	1		
5	23413-HM8-A40	COLLAR, SPLINE .....	1	1	1	1	1	1		
6	23414-HN5-670	BUSH, SPLINE, 25X8.6 .....	3	3	3	3	3	3		
7	23415-HB3-000	BUSH, 15MM .....	1	1	1	1	1	1		
8	23431-HM8-A40	GEAR, COUNTERSHAFT SECOND(39T)	1	1	1	1	1	1		
9	23441-HM8-B60	GEAR, MAINSHAFT THIRD(21T) ..	1	1	1	1	1	1		
10	23451-HM8-A40	GEAR, COUNTERSHAFT THIRD(35T)	1	1	1	1	1	1		
11	23452-HB3-000	BUSH, 22MM .....	1	1	1	1	1	1		
12	23456-HN5-670	WASHER, LOCK .....	1	1	1	1	1	1		
13	23461-HM8-B60	GEAR, MAINSHAFT FOURTH(25T) ..	1	1	1	1	1	1		
14	23462-HB3-000	BUSH, 20MM .....	1	1	1	1	1	1		
15	23471-HM8-A40	GEAR, COUNTERSHAFT FOURTH(32T)	1	1	1	1	1	1		
16	23481-HM8-B60	GEAR, MAINSHAFT FIFTH(24T) ..	1	1	1	1	1	1		
17	23521-HM8-B40	PLATE, BEARING SETTING .....	1	1	1	1	1	1		
18	23721-HM8-A40	GEAR, REVERSE IDLE(20T/37T) ..	1	1	1	1	1	1		
19	23731-HB3-000	SHAFT, REVERSE IDLE .....	1	1	1	1	1	1		
20	23751-HM8-A40	GEAR, COUNTERSHAFT REVERSE (39T)	1	1	1	1	1	1		
21	90451-107-000	WASHER, THRUST, 15MM .....	1	1	1	1	1	1		
22	90452-HB3-000	WASHER, THRUST, 15MM .....	1	1	1	1	1	1		



E-16

TRANSMISSION



Ref. No.	L.O.N.	(Relative ref. Number) Description	F.R.T.
34	2101D2	BEARING, COUNTERSHAFT :FRONT .INCLUDES: Engine removal and installation	5.9
	2101C9	BEARING, COUNTERSHAFT :BOTH .INCLUDES: Engine removal and installation	6.6
	2101D4	BEARING, MAINSHAFT AND COUNTERSHAFT :ALL .INCLUDES: Engine removal and installation	6.8

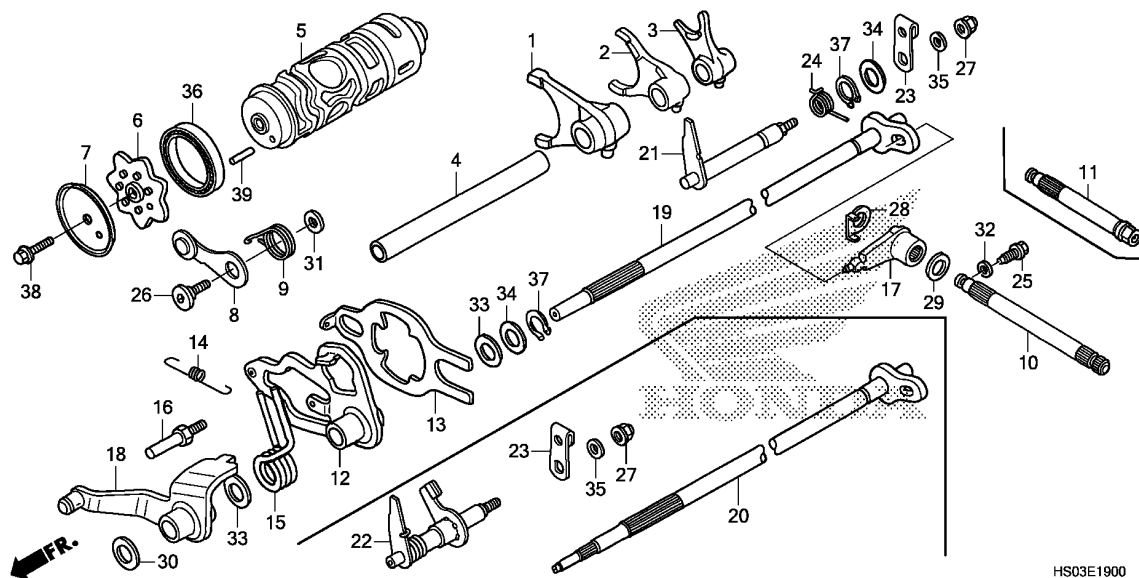
HS03E1600

Ref. No.	Part No.	Description	Reqd. QTY						Serial No.	Parts catalogue code
			TM G	TM H	TM J	TE G	TE H	TE J		
	23 90454-107-000	WASHER, THRUST, 20MM	1	1	1	1	1	1		
	24 90455-HM8-A40	WASHER, SPLINE, 20MM	1	1	1	1	1	1		
	25 90457-HB3-000	WASHER, THRUST, 15X1	1	1	1	1	1	1		
	26 90464-HN5-670	WASHER, SPLINE, 22MM	3	3	3	3	3	3		
	27 90601-329-000	CIRCLIP, 22MM	2	2	2	2	2	2		
	28 90605-200-000	SET RING, 20MM	1	1	1	1	1	1		
	29 91001-HN6-003	BEARING, RADIAL BALL SPECIAL, 6202U	1	1	1	1	1	1		
	30 91002-HE0-003	BEARING, RADIAL BALL (S6205) (KOYO)	1	1	1	1	1	1		
	31 91202-898-003	OIL SEAL, 25X41.25X6	1	1	1	1	1	1		
	32 95701-06014-00	BOLT, FLANGE, 6X14	2	2	2	2	2	2		
	33 96100-62040-00	BEARING, RADIAL BALL, 6204	1	1	1	1	1	1		
	34 96140-62020-00	BEARING, RADIAL BALL, 6202U	1	1	1	1	1	1		

2

E-19

GEARSHIFT DRUM



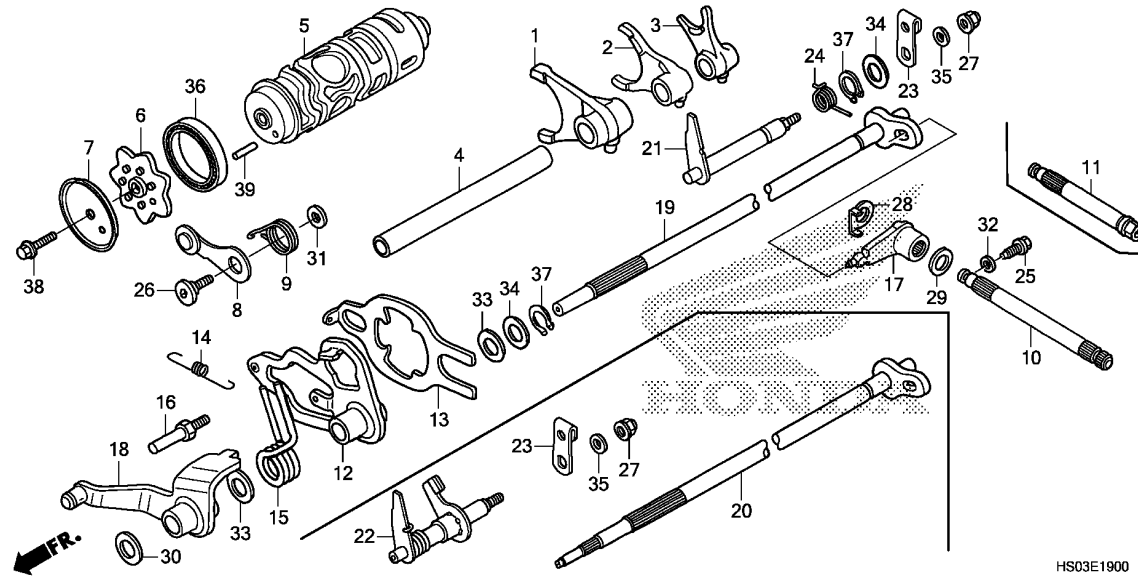
Ref. No.	L.O.N.	(Relative ref. Number) Description	F.R.T.
1	210112	(2,3) FORK, GEARSHIFT ..... .INCLUDES: Engine removal and installation .NOTE: Same time for two units or more	5.9
5	2101A9	(36) DRUM, GEARSHIFT ..... .INCLUDES: Engine removal and installation	6.1
6	2101B3	(7) SHIFTER, GEARSHIFT DRUM .....	1.2
8	210125	(9) STOPPER OR SPRING, SHIFT DRUM	1.2
10	210122	(11) SPINDLE, GEARSHIFT .....	1.6
13	2101L4	(9) PLATE, GEARSHIFT .....	1.2
17	210127	(12,15) ARM, GEARSHIFT .....	1.6
18	2101E2	(20) ARM, SUB GEARSHIFT SPINDLE ...	1.1
19	210123	(22) SPINDLE, SUB GEARSHIFT .....	2.6
21	2101E3	(22) SHAFT, REVERSE STOPPER .....	1.6
23	2101E1	(22) LEVER, REVERSE STOPPER .....	0.2

Ref. No.	Part No.	Description	Reqd. QTY						Serial No.	Parts catalogue code
			TM G	TM H	TM J	TE G	TE H	TE J		
1	24211-HN6-000	FORK, FR. GEARSHIFT .....	1	1	1	1	1	1		
2	24212-HM8-A40	FORK, CENTER GEARSHIFT .....	1	1	1	1	1	1		
3	24213-HM8-A40	FORK, RR. GEAR SHIFT .....	1	1	1	1	1	1		
4	24241-HF1-670	SHAFT, GEARSHIFT FORK GUIDE ..	1	1	1	1	1	1		
5	24301-HM8-A40	DRUM, GEARSHIFT .....	1	1	1	1	1	1		
6	24321-HM8-B40	SHIFTER, DRUM .....	1	1	1	1	1	1		
7	24328-HB3-000	PLATE, SHIFT GUIDE .....	1	1	1	1	1	1		
8	24430-HM8-A40	STOPPER COMP., GEARSHIFT DRUM	1	1	1	1	1	1		
9	24435-HM8-A40	SPRING, SHIFT DRUM STOPPER ..	1	1	1	1	1	1		
10	24611-HM8-A40	SPINDLE, GEARSHIFT .....	1	1	1	-	-	-		
11	24611-HM8-A50	SPINDLE, SECONDARY GEARSHIFT	-	-	-	1	1	1		
12	24620-HF1-670	ARM COMP., GEARSHIFT MASTER ..	1	1	1	1	1	1		
13	24631-HM8-A40	PLATE, GEARSHIFT .....	1	1	1	1	1	1		
14	24641-HB3-004	SPRING, SHIFT ARM .....	1	1	1	1	1	1		
15	24651-HN6-000	SPRING, GEARSHIFT RETURN .....	1	1	1	1	1	1		
16	24652-KY4-900	PIN, RETURN SPRING .....	1	1	1	1	1	1		
17	24661-HM8-A40	ARM A, GEARSHIFT .....	1	1	1	1	1	1		
18	24670-HM8-A40	ARM COMP., SUB GEARSHIFT								
19	24680-HM8-A40	SPINDLE COMP., SUB GEARSHIFT	1	1	1	1	1	1		
20	24680-HM8-A50	SPINDLE COMP., GEARSHIFT .....	-	-	-	1	1	1		
21	24860-HM8-A40	PLATE COMP. A, REVERSE STOPPER	1	1	1	-	-	-		
22	24860-HM8-A50	SHAFT COMP., REVERSE STOPPER	-	-	-	1	1	1		
23	24865-HN5-670	LEVER, REVERSE STOPPER .....	1	1	1	1	1	1		
24	24867-HM8-A40	SPRING, REVERSE STOPPER .....	1	1	1	-	-	-		



# E-19

# GEARSHIFT DRUM

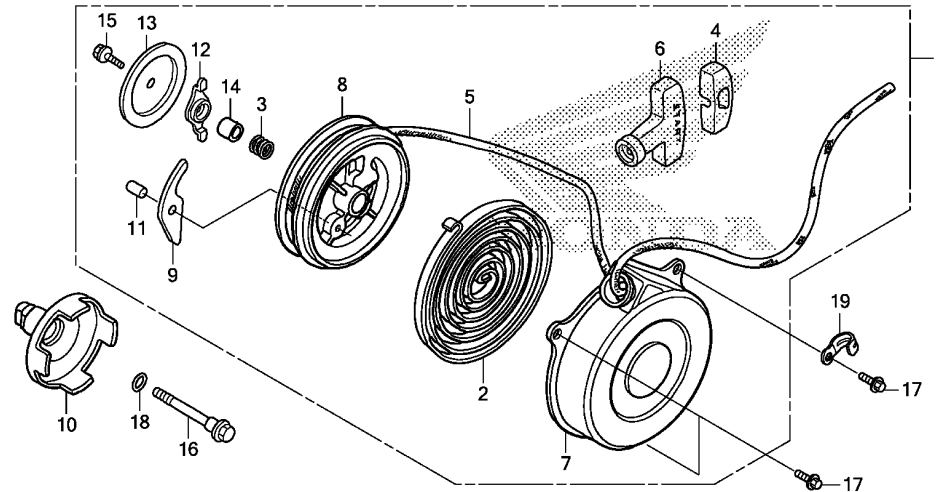


HS03E1900

Ref. No.	Part No.	Description	Reqd. QTY						Serial No.	Parts catalogue code
			TM G	TM H	TRX250 TM J	TE G	TE H	TE J		
25	90009-HN5-670	BOLT, SPECIAL FLANGE, 6X15.2	1	1	1	1	1	1		
26	90022-HM8-A40	PIVOT, SHIFT DRUM STOPPER ARM	1	1	1	1	1	1		
27	90301-473-003	NUT, U, 6MM(FUSE RASHI) .....	1	1	1	1	1	1		
28	90407-HM8-A40	WASHER .....	1	1	1	-	-	-		
29	90408-HM8-A40	WASHER .....	1	1	1	-	-	-		
30	90413-GE0-000	WASHER, 10X21.5 .....	1	1	1	1	1	1		
31	90417-360-000	WASHER, DRUM STOPPER .....	1	1	1	1	1	1		
32	90442-397-000	WASHER, SEALING, 6MM .....	1	1	1	1	1	1		
33	90451-GF6-000	WASHER, THRUST, 12MM .....	2	2	2	2	2	2		
34	90452-166-600	WASHER, THRUST, 12MM .....	2	2	2	1	1	1		
35	90545-044-000	WASHER, CRANK ARM .....	1	1	1	1	1	1		
36	91008-HS0-A01	BEARING, RADIAL BALL, 6807 ..	1	1	1	1	1	1		
37	94510-12000	CIRCLIP, EXTERNAL, 12MM .....	2	2	2	1	1	1		
38	95701-06020-00	BOLT, FLANGE, 6X20 .....	1	1	1	1	1	1		
39	96220-40138	ROLLER, 4X13.8 .....	1	1	1	1	1	1		

# E-21

# RECOIL STARTER



HS03E2100

Ref. No.	L.O.N.	(Relative ref. Number) Description	F.R.T.
1	112115	STARTER ASSY., RECOIL .....	0.4
2	1121A4	SPRING, RECOIL STARTER .....	0.7
5	1121A5	ROPE, RECOIL STARTER .....	0.8
7	1121A3	CASE, RECOIL STARTER .....	0.8
8	1121A6	REEL, RECOIL STARTER .....	0.8
9		(3,12)	
	1121A1	RATCHET, KICK(RECOIL) STARTER	0.4
10	1121A7	PULLEY, RECOIL .....	0.6

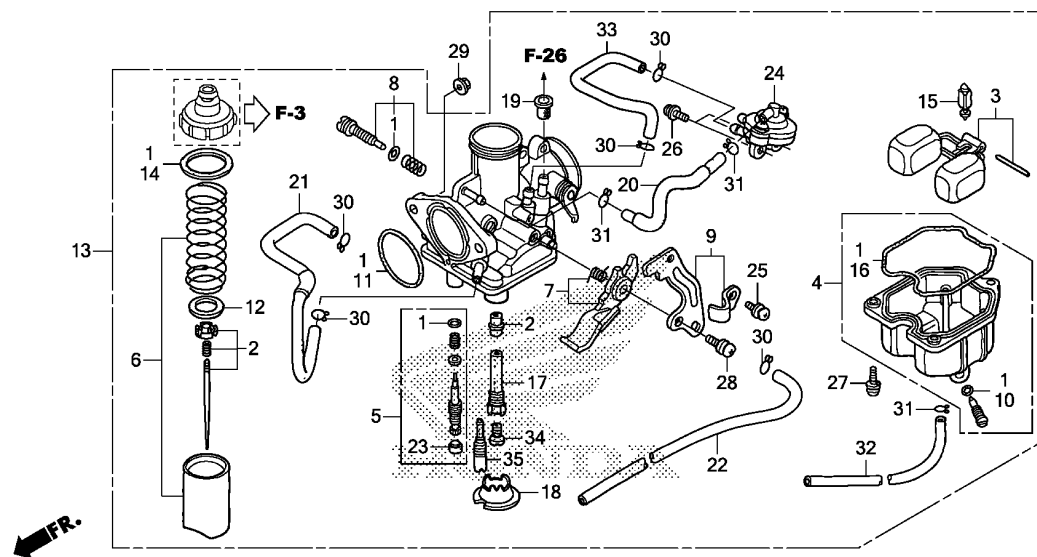
Ref. No.	Part No.	Description	Reqd. QTY						Serial No.	Parts catalogue code
			TM G	TM H	TM J	TE G	TE H	TE J		
1	28400-HM8-B22	STARTER ASSY., RECOIL .....	1	1	1	1	1	1		
2	28402-HB6-004	SPRING, RECOIL STARTER .....	1	1	1	1	1	1		
3	28404-HN5-M01	SPRING, FRICTION .....	1	1	1	1	1	1		
4	28405-HN5-M01	CAP, KNOB .....	1	1	1	1	1	1		
5	28407-HN5-M01	ROPE, RECOIL STARTER .....	1	1	1	1	1	1		
6	28408-HN5-M01	KNOB, STARTER .....	1	1	1	1	1	1		
7	28410-HM8-B22	CASE COMP., RECOIL STARTER ..	1	1	1	1	1	1		
8	28420-HM8-A61	REEL, RECOIL STARTER .....	1	1	1	1	1	1		
9	28422-ZE1-003	RATCHET, STARTER .....	1	1	1	1	1	1		
10	28430-HM8-A40	PULLEY COMP., RECOIL .....	1	1	1	1	1	1		
11	28432-HB6-004	PIN, STARTER RATCHET .....	1	1	1	1	1	1		
12	28433-HN5-M01	GUIDE, RATCHET .....	1	1	1	1	1	1		
13	28434-HN5-M01	PLATE, FRICTION .....	1	1	1	1	1	1		
14	28446-968-004	COVER, SPRING .....	1	1	1	1	1	1		
15	28448-HN5-M01	BOLT .....	1	1	1	1	1	1		
16	90001-HM8-000	BOLT, FLANGE UBS, 10X66 .....	1	1	1	1	1	1		
17	90105-MCE-750	BOLT, FLANGE, 6X14 .....	3	3	3	3	3	3		
18	91306-MG3-000	O-RING, 1.5X9.5 .....	1	1	1	1	1	1		
19	91410-679-000	CLIP, 2X60 .....	1	1	1	1	1	1		





# E-22

# CARBURETOR



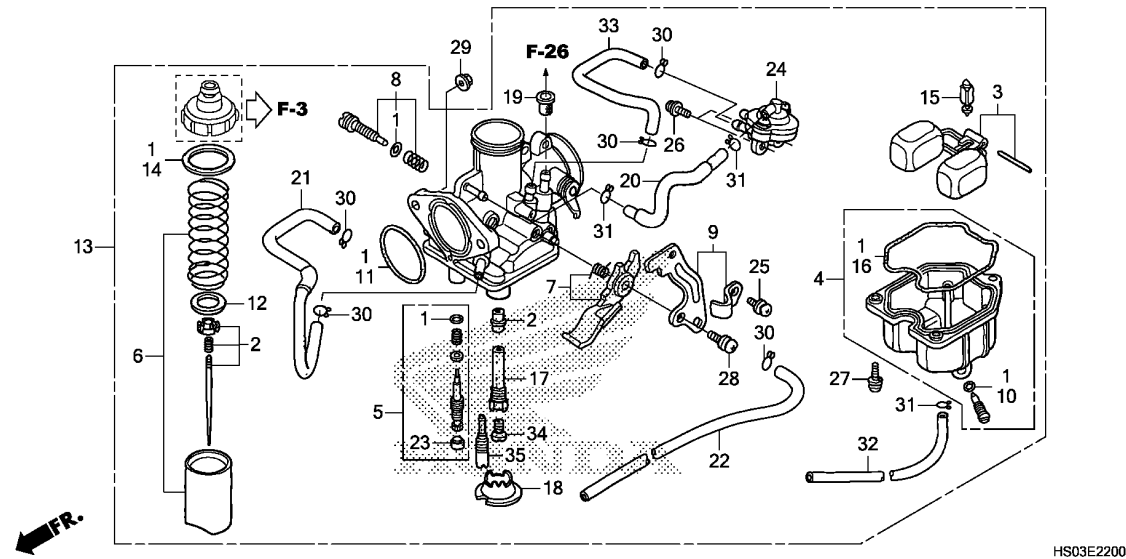
HS03E2200

Ref. No.	L.O.N.	(Relative ref. Number) Description	F.R.T.
2	3111A3	NEEDLE, JET .....	0.8
3		(15)	
	311120	FLOAT OR FLOAT VALVE .....	0.7
4	3111A6	CHAMBER, FLOAT .....	0.5
6	3111A8	VALVE, THROTTLE .....	0.3
7	3111F7	LEVER, CHOKE :CARBURETOR SIDE	0.5
13	3111B5	CARBURETOR ASSEMBLY .....	0.7
17	3111A4	HOLDER, NEEDLE JET .....	0.7
24	3111B8	VALVE, AIR CUT .....	0.5
34		(35)	
	3111D4	JET, MAIN .....	0.7

Ref. No.	Part No.	Description	Reqd. QTY						Serial No.	Parts catalogue code
			TM G	TM H	TM J	TE G	TE H	TE J		
1	16010-KEB-G01	GASKET SET .....	1	1	1	1	1	1		
2	16012-HS0-A01	NEEDLE SET, JET .....	1	1	1	1	1	1		
3	16013-KRP-981	FLOAT SET .....	1	1	1	1	1	1		
4	16015-HN6-003	CHAMBER SET, FLOAT .....	1	1	1	1	1	1		
5	16016-HM8-B61	SCREW SET A .....	1	1	1	1	1	1		
6	16022-HM8-B01	VALVE SET, THROTTLE .....	1	1	1	1	1	1		
7	16025-HM8-B01	LEVER SET, CHOKE .....	1	1	1	1	1	1		
8	16028-KEH-900	SCREW SET B .....	1	1	1	1	1	1		
9	16035-HM8-000	PLATE SET, STAY .....	1	1	1	1	1	1		
10	16075-GHB-640	O-RING, 1.3X4.3 .....	1	1	1	1	1	1		
11	16075-GHB-B70	O-RING, 2.4X29 .....	1	1	1	1	1	1		
12	16092-HM8-A01	PLATE B, VALVE .....	1	1	1	1	1	1		
13	16100-HS0-A01	CARBURETOR ASSY.(PDC1N A) .....	1	1	1	1	1	1		
14	16110-KN4-651	GASKET, TOP .....	1	1	1	1	1	1		
15	16155-KFR-701	VALVE COMP., FLOAT .....	1	1	1	1	1	1		
16	16163-KCS-920	GASKET, FLOAT CHAMBER .....	1	1	1	1	1	1		
17	16165-HS0-A01	HOLDER, NEEDLE JET .....	1	1	1	1	1	1		
18	16168-382-014	HOLDER, JET .....	1	1	1	1	1	1		
19	16176-HM8-B01	SCREEN, FUEL STRAINER .....	1	1	1	1	1	1		
20	16197-HM8-000	TUBE COMP. ....	1	1	1	1	1	1		
21	16198-HM8-000	TUBE COMP. ....	1	1	1	1	1	1		
22	16199-HM8-B41	TUBE .....	1	1	1	1	1	1		
23	16312-KYK-911	CAP, ADJUSTING SCREW .....	1	1	1	1	1	1		
24	16510-HM8-B01	VALVE ASSY., AIR CUT .....	1	1	1	1	1	1		
25	93892-04008-18	SCREW-WASHER, 4X8 .....	1	1	1	1	1	1		

# E-22

# CARBURETOR

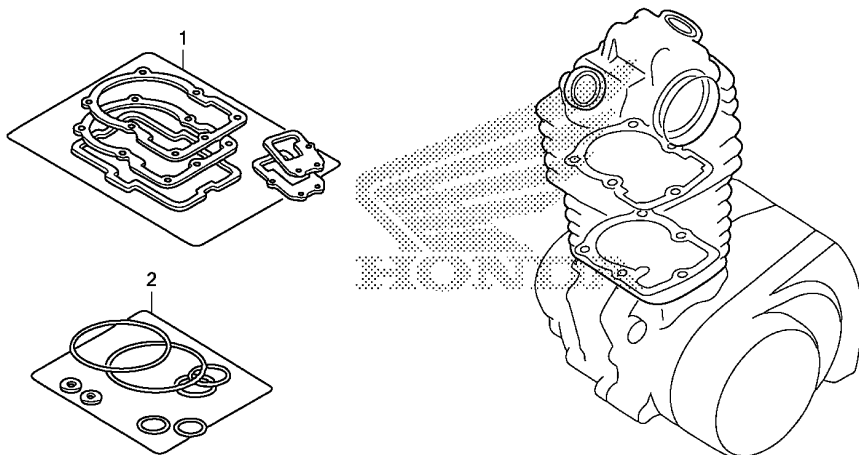


Ref. No.	Part No.	Description	Reqd. QTY						Serial No.	Parts catalogue code
			TM		TRX250		TE			
			G	H	J	G	H	J		
26	93892-04014-18	SCREW-WASHER, 4X14	2	2	2	2	2	2		
27	93892-04016-18	SCREW-WASHER, 4X16	3	3	3	3	3	3		
28	93892-05012-18	SCREW-WASHER, 5X12	1	1	1	1	1	1		
29	94050-06000	NUT, FLANGE, 6MM	2	2	2	2	2	2		
30	95002-02089	CLIP, TUBE(B1 8)	5	5	5	5	5	5		
31	95002-02659	CLIP, TUBE(B6.5)	3	3	3	3	3	3		
32	95005-35290-50	TUBE, 3.5X290(95005-35001-50M)	1	1	1	1	1	1		
33	95005-45140-20	TUBE, 4.5X140(95005-45001-20M)	1	1	1	1	1	1		
34	99101-GHB-0920	JET, MAIN, #92	(1)	(1)	(1)	(1)	(1)	(1)		
	99101-GHB-0980	JET, MAIN, #98	1	1	1	1	1	1		
35	99103-MT2-0380	JET, SLOW, #38	1	1	1	1	1	1		



# EOP-1

# GASKET KIT A



HS03X0100

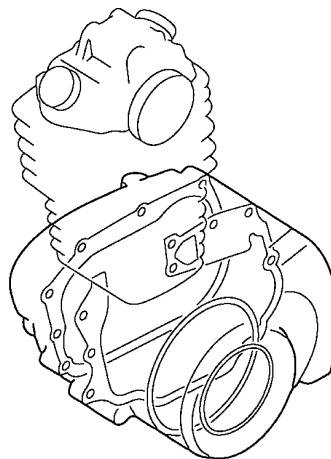
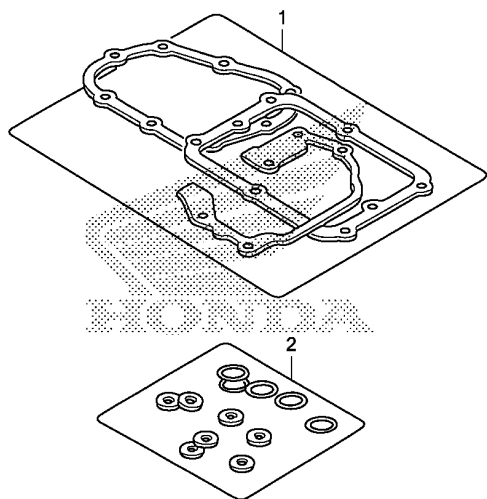
Ref. L.O.N. (Relative ref. Number) F.R.T.  
No. Description

NO INFORMATION .....

Ref. No.	Part No.	Description	Reqd. QTY						Serial No.	Parts catalogue code
			TM G	TM H	TM J	TE G	TE H	TE J		
1	06113-HM8-A40	GASKET SHEET KIT A .....	1	1	1	1	1	1		
	12191-HM8-000	GASKET, CYLINDER .....	1	1	1	1	1	1		
	12251-HN6-000	GASKET, CYLINDER HEAD .....	1	1	1	1	1	1		
	12315-HN6-010	GASKET, HEAD COVER .....	1	1	1	1	1	1		
	18291-MN5-650	GASKET, EX. PIPE .....	1	1	1	1	1	1		
	18391-HM8-000	PACKING, MUFFLER .....	1	1	1	1	1	1		
2	06114-HM8-P40	WASHER O-RING KIT A .....	1	1	1	1	1	1		
	90441-706-000	WASHER, SEALING, 6MM .....	3	3	3	3	3	3		
	91302-001-020	O-RING, 30.8MM .....	2	2	2	2	2	2		
	91303-428-003	O-RING, 7.7X2.5 .....	2	2	2	2	2	2		
	91305-HA0-680	O-RING, 33.7X2.4 .....	1	1	1	1	1	1		
	91314-HN6-000	O-RING, 11X2.4 .....	4	4	4	4	4	4		

# EOP-2

# GASKET KIT B



HS03X0200

Ref. L.O.N. (Relative ref. Number) F.R.T.  
No. Description

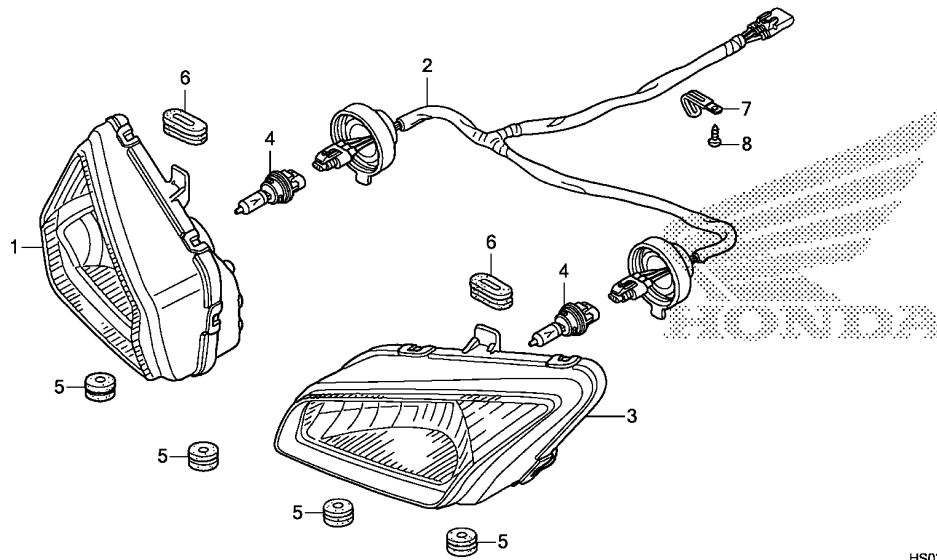
NO INFORMATION .....

Ref. No.	Part No.	Description	Reqd. QTY						Serial No.	Parts catalogue code
			TM G	TM H	TM J	TE G	TE H	TE J		
1	06115-HM8-A50	GASKET SHEET KIT B .....	1	1	1	1	1	1		
	11191-HM8-000	GASKET, CRANKCASE .....	1	1	1	1	1	1		
	11394-HM8-000	GASKET, FR. CRANKCASE COVER ..	1	1	1	1	1	1		
	11395-HM8-A40	GASKET, RR. CRANKCASE COVER ..	1	1	1	1	1	1		
2	90401-HC4-750	WASHER, SEAL .....	1	1	1	1	1	1		
	90442-397-000	WASHER, SEALING, 6MM .....	1	1	1	1	1	1		
	91301-HM8-A40	O-RING, 83.5X1.5 .....	1	1	1	1	1	1		
	91302-POZ-003	O-RING, 44.1X2.2(NOK) .....	1	1	1	1	1	1		
	91303-377-000	O-RING, 13.8X2.5 .....	1	1	1	1	1	1		
	91306-HB3-003	O-RING, 8X1.7(ARAI) .....	1	1	1	1	1	1		
	91306-MG3-000	O-RING, 1.5X9.5 .....	1	1	1	1	1	1		
	91307-KF0-003	O-RING, 18X3(ARAI) .....	1	1	1	1	1	1		
	91309-425-003	O-RING, 24.4X3.1(ARAI) .....	1	1	1	1	1	1		
	91321-PF4-004	O-RING, 18.3X2.4(NOK) .....	1	1	1	1	1	1		
	94109-12000	WASHER, DRAIN PLUG, 12MM .....	1	1	1	1	1	1		
	06116-HS0-E00	WASHER O-RING KIT B .....	1	1	1	-	-	-		
	06116-HS0-E10	.....	-	-	-	1	1	1		
	11337-HM8-A50	O-RING, REDUCTION GEAR COVER ..	-	-	-	1	1	1		
	90545-300-000	WASHER, OIL BOLT .....	-	-	-	1	1	1		
	91308-HM8-A51	O-RING, 16.8X1.9 .....	-	-	-	1	1	1		
	91351-HM8-A51	O-RING, CONTROL MOTOR .....	-	-	-	1	1	1		



# F-1

# HEADLIGHT



HS03F0100

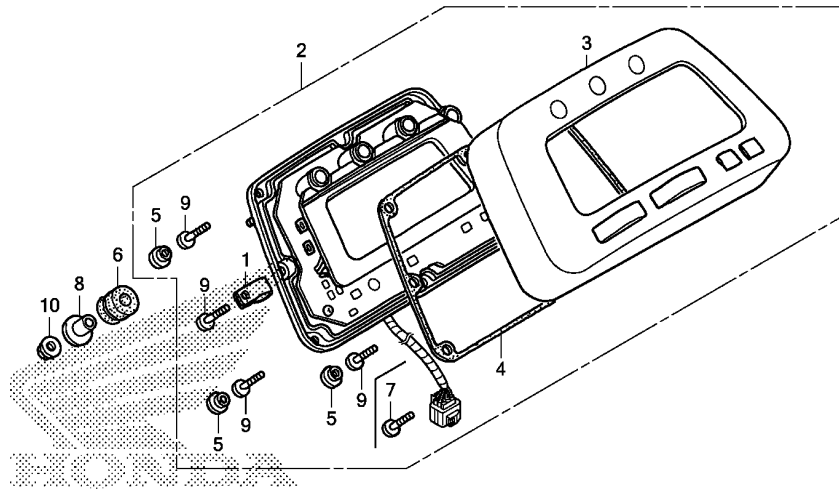
Ref. No.	L.O.N.	(Relative ref. Number) Description	F.R.T.
1	6161A9	HEADLIGHT UNIT :RIGHT .....	0.3
2	6161B1	SOCKET, HEADLIGHT .....	0.4
3	6161A8	HEADLIGHT UNIT :LEFT .....	0.3
	6161B0	HEADLIGHT UNIT :BOTH .....	0.6
4	6161F7	BULB, HEADLIGHT :LEFT .....	0.1
	6161F8	BULB, HEADLIGHT :RIGHT .....	0.1
	6161H4	BULB, HEADLIGHT :BOTH .....	0.2

3

Ref. No.	Part No.	Description	Reqd. QTY						Serial No.	Parts catalogue code
			TM G	TM H	TM J	TE G	TE H	TE J		
1	33110-HM8-B00	HEADLIGHT UNIT, R. ....	1	1	1	1	1	1		
2	33130-HM8-B00	SOCKET COMP., HEADLIGHT .....	1	1	1	1	1	1		
3	33160-HM8-B00	HEADLIGHT UNIT, L. ....	1	1	1	1	1	1		
4	34901-HP0-A01	BULB COMP., HEADLIGHT (12V 30/30W)	2	2	2	2	2	2		
5	80219-HC4-000	RUBBER, TAILLIGHT MOUNTING ..	4	4	4	4	4	4		
6	83601-MB0-000	GROMMET A, SIDE COVER .....	2	2	2	2	2	2		
7	91410-KT7-000	CLIP, 4X60 .....	1	1	1	1	1	1		
8	93903-25220	SCREW, TAPPING, 5X12 .....	1	1	1	1	1	1		

F-2

METER



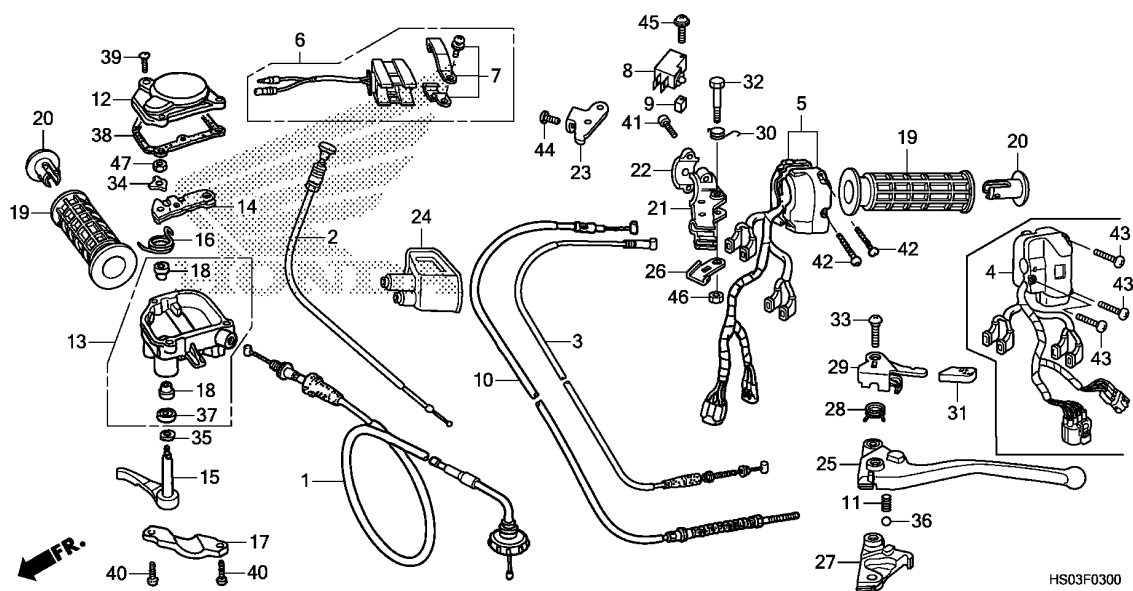
HS03F0200

Ref. No.	L.O.N.	(Relative ref. Number) Description	F.R.T.
2	8121A1	METER ASSY., COMBINATION .....	0.3
3	8121B4	CASE, METER :UPPER .....	0.4
4	8121B0	GASKET, METER .....	0.4

Ref. No.	Part No.	Description	Reqd. QTY						Serial No.	Parts catalogue code
			TM G	TM H	TM J	TE G	TE H	TE J		
1	37121-KV3-008	CLAMP .....	1	1	1	-	-	1		
	37121-HN0-A11	CLIP .....	-	-	-	1	1	-		
2	37200-HM8-V81	METER ASSY., COMBINATION(KPH) .....	1	1	1	-	-	-		
	37200-HM8-V91	.....	-	-	-	1	1	-		
	37200-HS0-U41	.....	-	-	-	-	-	1		
3	37201-HM8-V81	CASE COMP., UPPER .....	1	1	1	-	-	1		
	37201-HM8-V91	.....	-	-	-	1	1	-		
4	37211-HN0-A01	GASKET .....	1	1	1	-	-	1		
	37211-HN5-A11	.....	-	-	-	1	1	-		
5	37212-HN0-A01	CAP .....	4	4	4	-	-	4		
6	37215-HM5-670	RUBBER, MOUNTING .....	4	4	4	4	4	4		
7	37902-HN0-A11	SCREW, TAPPING, 3X16 .....	-	-	-	9	9	-		
8	90502-GG2-000	COLLAR, RR. FENDER .....	4	4	4	4	4	4		
9	93903-24420	SCREW, TAPPING, 4X16 .....	5	5	5	-	-	5		
10	94050-06070	NUT, FLANGE, 6MM .....	4	4	4	4	4	4		

# F-3

# HANDLE LEVER/SWITCH/CABLE



Ref. No.	L.O.N.	(Relative ref. Number) Description	F.R.T.
1	811100	CABLE, THROTTLE .....	0.5
2	811120	CABLE, CHOKE .....	0.4
3	811148	CABLE, REVERSE .....	0.6
5		(4)	
	6151C8	SWITCH, LEFT HANDLE .....	0.3
6	6151A3	SWITCH, HORN .....	0.1
8	6151B3	SWITCH, REAR STOP :LEVER SIDE	0.1
10	8111B1	CABLE, HAND BRAKE .....	0.4
12		(38)	
	8101C2	COVER, THROTTLE CASE .....	0.1
13	8101C3	CASE ASSY., THROTTLE LEVER ...	0.2
14		(16)	
	8101C4	ARM, THROTTLE .....	0.2
15	810120	LEVER, THROTTLE .....	0.2
19	8101C0	GRIP, HANDLE :LEFT .....	0.1
	8101C1	GRIP, HANDLE :RIGHT .....	0.1
21	8101C8	BRACKET, HANDLE LEVER :LEFT ..	0.2
25	8101C6	LEVER, HANDLE :LEFT .....	0.2
	8101F5	LEVER, HANDLE :BOTH .....	0.3
27	8101E1	ARM, REVERSE ASSISTANT .....	0.1
29		(28)	
	810170	LEVER, PARKING LOCK .....	0.2

HS03F0300

3

Ref. No.	Part No.	Description	Reqd. QTY							Serial No.	Parts catalogue code
			TM G	TM H	TM J	TE G	TE H	TE J			
1	17920-HM8-B00	CABLE SET, THROTTLE .....	1	1	1	1	1	1			
2	17950-HM8-B20	CABLE COMP., CHOKE .....	1	1	1	1	1	1			
3	22880-HM8-B00	CABLE, REVERSE ASSIST .....	1	1	1	1	1	1			
4	35140-HM8-B72	SWITCH ASSY., ELECTRIC SHIFT .....	-	-	-	1	1	-			
	35140-HM8-B73	.....	-	-	-	-	-	1			
5	35150-HM8-B62	SWITCH ASSY., LIGHTING & STARTER KILL .....	1	1	-	-	-	-			
	35150-HM8-B63	.....	-	-	1	-	-	-			
6	35180-HM8-851	SWITCH ASSY., HORN .....	1	1	1	1	1	1			
7	35181-HM8-V81	BAND SET .....	1	1	1	1	1	1			
8	35340-ML4-005	SWITCH ASSY., FR. STOP(OMRON) .....	1	1	1	1	1	1			
9	35345-HF1-830	COLLAR, STOP SWITCH .....	1	1	1	1	1	1			
10	43460-HS0-A00	CABLE COMP., HAND BRAKE .....	1	1	1	1	1	1			
11	47155-MGE-D00	SPRING, PLUNGER .....	1	1	1	1	1	1			
12	53141-HP1-000	COVER, THROTTLE CASE .....	1	1	1	1	1	1			
13	53143-HM7-305	CASE ASSY., THROTTLE LEVER ..	1	1	1	1	1	1			
14	53144-HA0-010	ARM COMP., THROTTLE .....	1	1	1	1	1	1			
15	53145-HA0-770	LEVER, THROTTLE .....	1	1	1	1	1	1			
16	53146-HM8-000	SPRING, THROTTLE RETURN .....	1	1	1	1	1	1			
17	53147-HM5-850	HOLDER, THROTTLE CASE .....	1	1	1	1	1	1			
18	53148-HA0-000	BUSH, THROTTLE PIVOT .....	2	2	2	2	2	2			
19	53165-HP5-600	GRIP, HANDLE .....	2	2	2	2	2	2			
20	53167-HP5-600	GUARD, HANDLE END .....	2	2	2	2	2	2			
21	53172-HN5-V60	BRACKET, BRAKE LEVER .....	1	1	1	-	-	-			
	53172-HN5-V70	.....	-	-	-	1	1	1			

**F-3**

**HANDLE LEVER/SWITCH/CABLE**

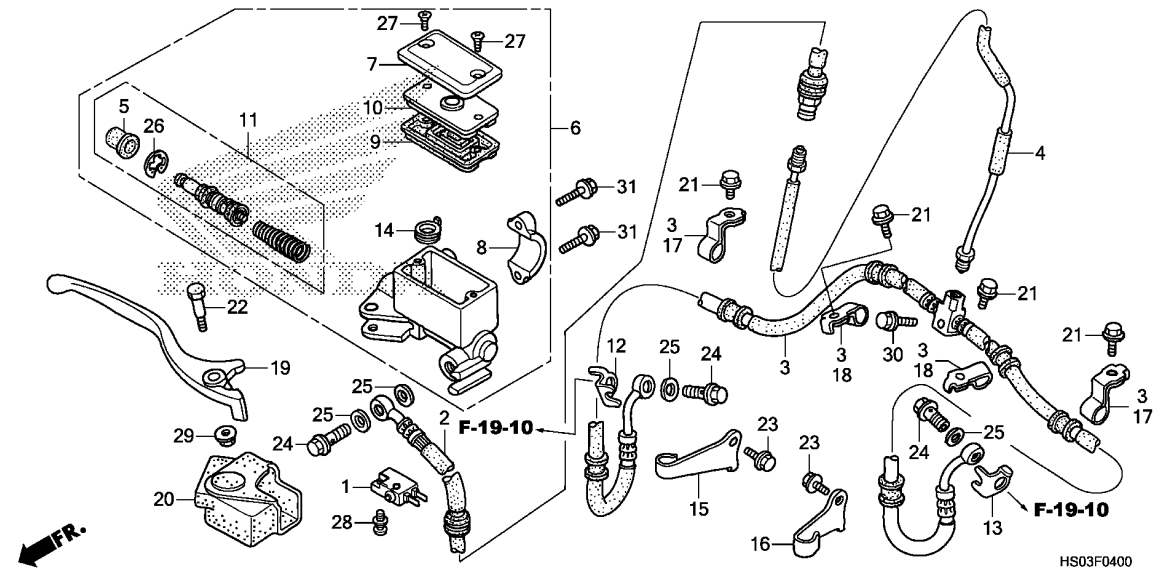
Ref. No.	Part No.	Description	Reqd. QTY						Serial No.	Parts catalogue code
			TM G	TM H	TM J	TE G	TE H	TE J		
22	53173-376-000	HOLDER, LEVER BRACKET .....	1	1	1	1	1	1		
23	53174-HN5-V60	STAY, PARKING BRAKE STOPPER ..	1	1	1	1	1	1		
24	53177-HN5-M40	COVER, L. HANDLE .....	1	1	1	1	1	1		
25	53178-HR6-A60	LEVER, L. STEERING HANDLE ...	1	1	1	1	1	1		
26	53179-HN5-M40	HOLDER, STOP SWITCH SUB CORD	1	1	1	1	1	1		
27	53179-HR6-A60	ARM, REVERSE ASSISTANT .....	1	1	1	1	1	1		
28	53191-HR6-A60	SPRING, PARKING LEVER(A) ....	1	1	1	1	1	1		
29	53192-HR6-G60	LEVER, PARKING BRAKE LOCK ...	1	1	1	1	1	1		
30	53193-HF1-830	SPRING, LEVER RETURN .....	1	1	1	-	-	-		
	53193-HN5-C20	SPRING, PARKING LEVER RETURN	-	-	-	1	1	1		
31	53193-HR6-A60	CAP, PARKING LEVER .....	1	1	1	1	1	1		
32	90114-HM8-000	BOLT, HANDLE LEVER PIVOT ....	1	1	1	1	1	1		
33	90115-HR6-A60	SCREW, PARKING LEVER PIVOT ..	1	1	1	1	1	1		
34	90501-HA0-000	WASHER, LOCK, 6MM .....	1	1	1	1	1	1		
35	90504-HA0-000	WASHER, 9X20 .....	1	1	1	1	1	1		
36	91101-MAM-A80	BALL, STEEL, #6(3/16) .....	1	1	1	1	1	1		
37	91210-HA0-003	DUST SEAL, 9X16X5(ARAI) .....	1	1	1	1	1	1		
	91210-HA0-004	DUST SEAL, 9X16X5(NOK) .....	1	1	1	1	1	1		
38	91532-HA0-020	PACKING, THROTTLE CASE .....	1	1	1	1	1	1		
39	93500-04016-0G	SCREW, PAN, 4X16 .....	3	3	3	3	3	3		
40	93500-05014-0G	SCREW, PAN, 5X14 .....	2	2	2	2	2	2		
41	93500-05018-0G	SCREW, PAN, 5X18 .....	2	2	2	2	2	2		
42	93500-05025-0G	SCREW, PAN, 5X25 .....	2	2	2	-	-	-		
43	93500-05028-0G	SCREW, PAN, 5X28 .....	-	-	-	3	3	3		
44	93500-06016-0G	SCREW, PAN, 6X16 .....	1	1	1	1	1	1		
45	93893-04022-07	SCREW-WASHER, 4X22 .....	1	1	1	1	1	1		
46	94001-06070-0S	NUT, HEX., 6MM .....	1	1	1	1	1	1		
47	94002-06000-0S	NUT, HEX., 6MM .....	1	1	1	1	1	1		





# F-4

# FRONT BRAKE MASTER CYLINDER



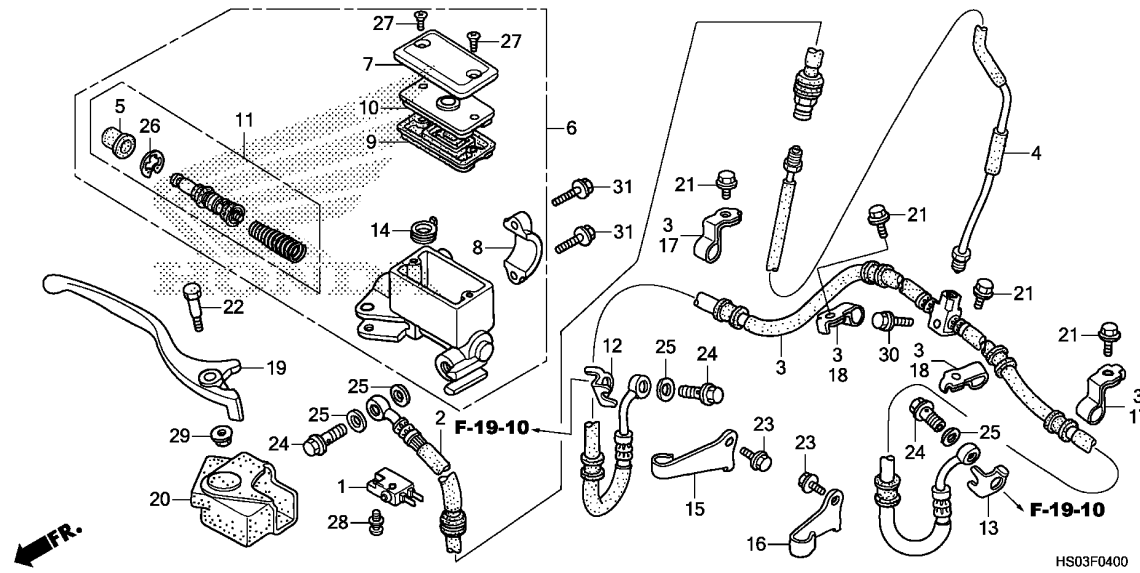
Ref. No.	L.O.N.	(Relative ref. Number) Description	F.R.T.
1	6151B2	SWITCH, FRONT STOP .....	0.1
2	712127	HOSE A, FRONT BRAKE .....	0.7
		.INCLUDES: Bleed brakes	
	712127A	.Replace 1 brake hose add ....	0.1
3	712128	HOSE B, FRONT BRAKE .....	0.6
		.INCLUDES: Bleed brakes	
	712128A	.Replace 1 brake hose add ....	0.2
4	7121C5	PIPE, FRONT BRAKE .....	0.6
		.INCLUDES: Bleed brakes	
6	712105	CYLINDER, FRONT BRAKE MASTER .	0.5
		.INCLUDES: Bleed brakes	
9	7121G6	DIAPHRAGM, FRONT BRAKE MASTER	0.1
		CYLINDER .....	
11	7121G9	PISTON SET, FRONT BRAKE MASTER	0.5
		.INCLUDES: Bleed brakes	
19	8101C7	LEVER, HANDLE :RIGHT .....	0.1
	8101F5	LEVER, HANDLE :BOTH .....	0.3

3

Ref. No.	Part No.	Description	Reqd. QTY						Serial No.	Parts catalogue code
			TM G	TM H	TM J	TE G	TE H	TE J		
1	35340-ML4-005	SWITCH ASSY., FR. STOP(OMRON)	1	1	1	1	1	1		
2	45126-HM8-B21	HOSE COMP. A, FR. BRAKE .....	1	1	1	1	1	1		
3	45127-HM8-B21	HOSE COMP. B, FR. BRAKE .....	1	1	1	1	1	1		
4	45128-HM8-B20	PIPE COMP., FR. BRAKE .....	1	1	1	1	1	1		
5	45504-410-003	BOOT COMP. ....	1	1	1	1	1	1		
6	45510-HM8-B41	CYLINDER SUB ASSY., FR. MASTER	1	1	1	1	1	1		
7	45513-HA2-006	CAP, MASTER CYLINDER .....	1	1	1	1	1	1		
8	45517-166-006	HOLDER, MASTER CYLINDER .....	1	1	1	1	1	1		
9	45520-MG7-006	DIAPHRAGM .....	1	1	1	1	1	1		
10	45521-HA2-006	PLATE, DIAPHRAGM .....	1	1	1	1	1	1		
11	45530-471-831	CYLINDER SET, MASTER .....	1	1	1	1	1	1		
12	45535-HC4-840	WASHER, R. OIL BOLT .....	1	1	1	1	1	1		
13	45545-HC4-840	WASHER, L. OIL BOLT .....	1	1	1	1	1	1		
14	46666-HB9-006	SEPARATOR COMP. ....	1	1	1	1	1	1		
15	51201-HM8-000	CLAMPER, R. BRAKE HOSE .....	1	1	1	1	1	1		
16	51202-HM8-000	CLAMPER, L. BRAKE HOSE .....	1	1	1	1	1	1		
17	51207-HM8-000	CLAMP A, FR. BRAKE HOSE .....	2	2	2	2	2	2		
18	51208-HM8-000	CLAMP B, FR. BRAKE HOSE .....	2	2	2	2	2	2		
19	53175-HC4-010	LEVER, R. STEERING HANDLE ...	1	1	1	1	1	1		
20	53176-HM8-B00	COVER, R. HANDLE .....	1	1	1	1	1	1		
21	90107-HC5-000	BOLT, FLANGE, 6X10 .....	4	4	4	4	4	4		
22	90114-HM8-B41	BOLT, HANDLE LEVER .....	1	1	1	1	1	1		
23	90115-HM4-930	BOLT, FLANGE, 8X12 .....	2	2	2	2	2	2		
24	90145-MS9-612	BOLT, OIL, 10X22 .....	3	3	3	3	3	3		
25	90545-300-000	WASHER, OIL BOLT .....	4	4	4	4	4	4		

# F-4

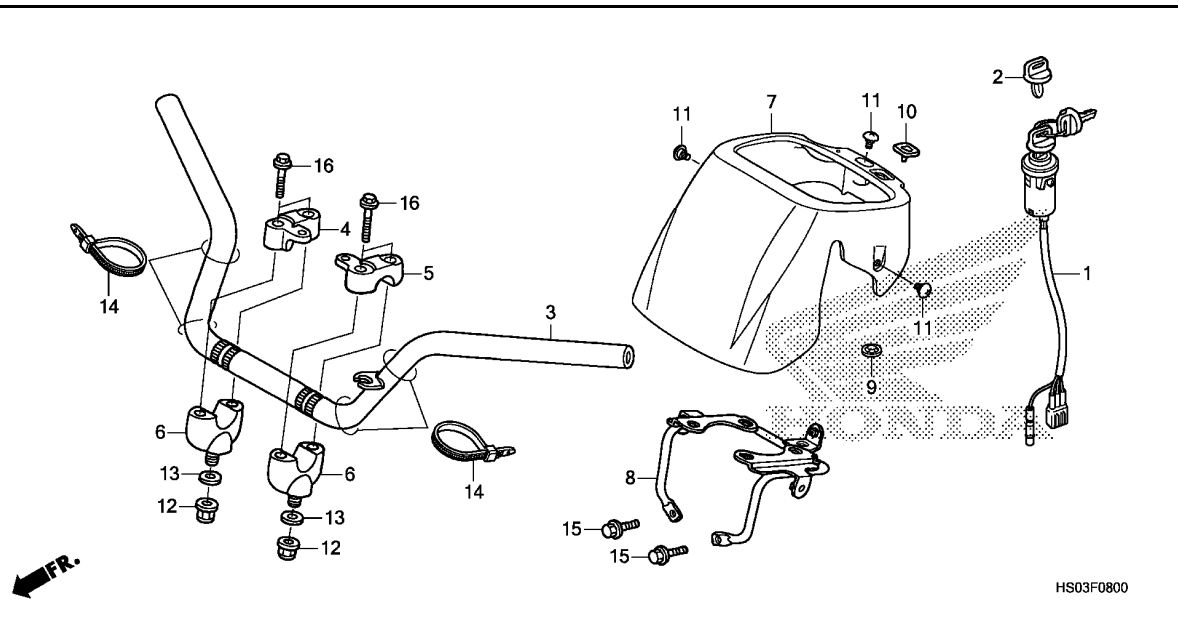
# FRONT BRAKE MASTER CYLINDER



Ref. No.	Part No.	Description	Reqd. QTY						Serial No.	Parts catalogue code
			TM G	TM H	TM J	TE G	TE H	TE J		
26	90651-MA5-671	CIRCLIP .....	1	1	1	1	1	1		
27	93600-04012-1G	SCREW, FLAT, 4X12 .....	2	2	2	2	2	2		
28	93893-04014-17	SCREW-WASHER, 4X14 .....	1	1	1	1	1	1		
29	94050-06000	NUT, FLANGE, 6MM .....	1	1	1	1	1	1		
30	95701-06016-07	BOLT, FLANGE, 6X16 .....	1	1	1	1	1	1		
31	96001-06022-07	BOLT, FLANGE, 6X22 .....	2	2	2	2	2	2		

# F-8

# HANDLE PIPE



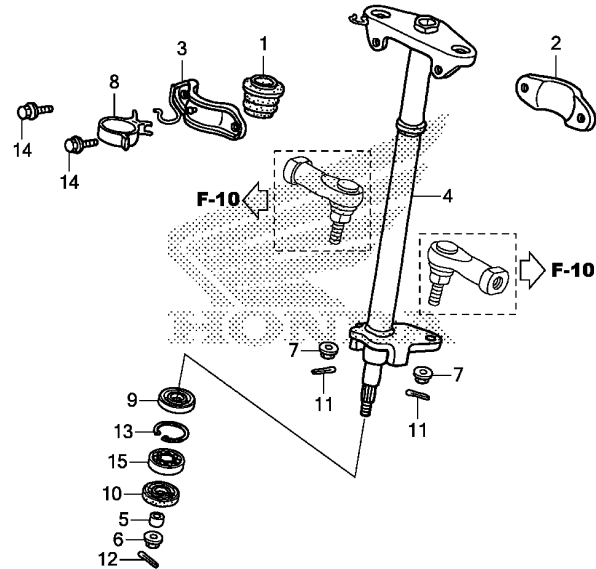
Ref. No.	L.O.N.	(Relative ref. Number) Description	F.R.T.
1	615146	SWITCH, IGNITION .....	0.3
3	810100	PIPE, STEERING HANDLE .....	0.5
6	8101B9	HOLDER, HANDLE :LOWER .....	0.3
.NOTE: Same time for two units			
7	413175	COVER, HANDLE .....	0.3
8	8121D0	STAY, METER COVER .....	0.3

3

Ref. No.	Part No.	Description	Reqd. QTY						Serial No.	Parts catalogue code
			TRX250							
			TM G	TM H	TM J	TE G	TE H	TE J		
1	35100-HM8-000	SWITCH ASSY., IGNITION .....	1	1	1	1	1	1		
2	35121-HF1-881	KEY, BLANK(TYPE 1) (KEY NO. AXX / BXX) .....	(1)	(1)	(1)	(1)	(1)	(1)		
	35122-HF1-881	KEY, BLANK(TYPE 2) (KEY NO. CXX / DXX) .....	(1)	(1)	(1)	(1)	(1)	(1)		
3	53100-HM8-V80	PIPE, STEERING HANDLE .....	1	1	1	1	1	1		
4	53111-HC3-000	HOLDER, R. UPPER HANDLE .....	1	1	1	1	1	1		
5	53121-HC3-000	HOLDER, L. UPPER HANDLE .....	1	1	1	1	1	1		
6	53130-HB3-770	HOLDER, HANDLE UNDER .....	2	2	2	2	2	2		
7	53205-HM8-V20ZA	COVER, HANDLE *NH1*.....BLACK	1	1	1	1	1	1		
8	53207-HM8-U40	STAY, HANDLE COVER .....	1	1	1	1	1	1		
9	64206-MJ0-000	NUT, SPEED, 4MM .....	1	1	1	1	1	1		
10	86150-HN8-003	EMBLEM, PRODUCT(MARUI) .....	1	1	1	1	1	1		
	86150-HN8-004	EMBLEM, PRODUCT(UEHARA) .....	1	1	1	1	1	1		
11	90114-MG9-770	SCREW, PROTECTOR SETTING .....	3	3	3	3	3	3		
12	90305-HC0-770	NUT, SELF-LOCK, 10MM .....	2	2	2	2	2	2		
13	90521-427-770	WASHER, 10.3MM .....	2	2	2	2	2	2		
14	90651-MA6-720	BAND, WIRE HARNESS .....	4	4	4	4	4	4		
15	95701-08016-07	BOLT, FLANGE, 8X16 .....	2	2	2	2	2	2		
16	95701-08035-08	BOLT, FLANGE, 8X35 .....	4	4	4	4	4	4		

# F-9

# STEERING SHAFT



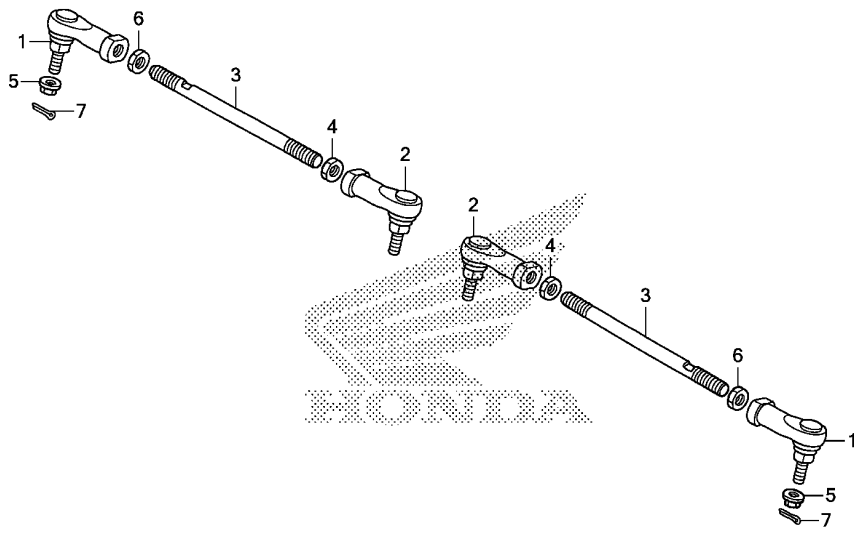
HS03F0900

Ref. No.	L.O.N.	(Relative ref. Number) Description	F.R.T.
1	5101B3	BUSH, STEERING .....	0.3
4	510100	STEM OR SHAFT ASSY., STEERING	0.7
9	5101C6	DUST SEAL, STEERING SHAFT	
		:UPPER .....	0.7
10	5101B9	DUST SEAL, STEERING SHAFT	
		:LOWER .....	0.7
	5101D0	DUST SEAL, STEERING SHAFT	
		:BOTH .....	0.7
15	5101B8	BEARING, STEERING SHAFT .....	0.9

Ref. No.	Part No.	Description	Reqd. QTY						Serial No.	Parts catalogue code
			TM G	TM H	TM J	TE G	TE H	TE J		
1	53221-HC4-004	BUSH, STEERING .....	1	1	1	1	1	1		
2	53223-HC4-000	HOLDER, STEERING SHAFT .....	1	1	1	1	1	1		
3	53224-HM8-B20	HOLDER B, STEERING SHAFT .....	1	1	1	1	1	1		
4	53310-HM8-A00	SHAFT COMP., STEERING .....	1	1	1	1	1	1		
5	53317-HM8-A00	COLLAR, STEERING SHAFT .....	1	1	1	1	1	1		
6	90213-S73-003	NUT, SELF-LOCK, 14MM .....	1	1	1	1	1	1		
7	90305-HC4-000	NUT, SELF-LOCK, 12MM .....	2	2	2	2	2	2		
8	90690-GHB-681	CLIP, CABLE, 30MM .....	1	1	1	1	1	1		
9	90753-GB4-681	OIL SEAL, 27X40X6 .....	1	1	1	1	1	1		
10	91205-VM6-003	DUST SEAL, 23X35X7 .....	1	1	1	1	1	1		
11	94201-20220	PIN, SPLIT, 2.0X22 .....	2	2	2	2	2	2		
12	94201-30250	PIN, SPLIT, 3.0X25 .....	1	1	1	1	1	1		
13	94520-40000	CIRCLIP, INTERNAL, 40MM .....	1	1	1	1	1	1		
14	95701-08016-07	BOLT, FLANGE, 8X16 .....	2	2	2	2	2	2		
15	96150-62033-10	BEARING, RADIAL BALL, 6203UU	1	1	1	1	1	1		

**F-10**

**TIE ROD**



HS03F1000

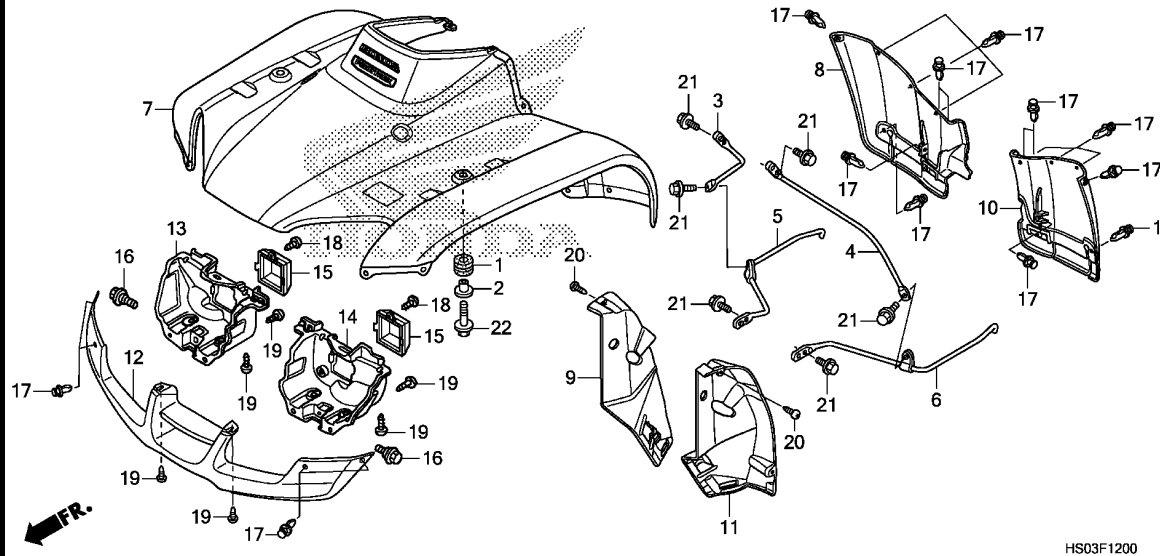
Ref. No.	L.O.N.	(Relative ref. Number) Description	F.R.T.
1	5101C0	END, OUTER TIE ROD :LEFT .....	0.5
	5101C1	END, OUTER TIE ROD :RIGHT ....	0.5
	5101C2	END, OUTER TIE ROD :BOTH .....	0.7
2	5101A3	END, INNER TIE ROD :LEFT .....	0.7
	5101A4	END, INNER TIE ROD :RIGHT ....	0.7
	5101A5	END, INNER TIE ROD :BOTH .....	0.9
3	5101A6	ROD, TIE :LEFT .....	0.5
	5101A7	ROD, TIE :RIGHT .....	0.5
	5101A8	ROD, TIE :BOTH .....	0.8

**3**

Ref. No.	Part No.	Description	Reqd. QTY						Serial No.	Parts catalogue code
			TM G	TM H	TM J	TE G	TE H	TE J		
1	53157-HP5-003	END COMP., R. TIE ROD (RIGHT HAND THREAD)	2	2	2	2	2	2		
2	53158-HP5-003	END COMP., L. TIE ROD (LEFT HAND THREAD)	2	2	2	2	2	2		
3	53521-HM8-000	ROD, TIE .....	2	2	2	2	2	2		
4	53526-679-000	NUT, TIE ROD LOCK (LEFT HAND THREAD)	2	2	2	2	2	2		
5	90305-HC4-000	NUT, SELF-LOCK, 12MM .....	2	2	2	2	2	2		
6	94031-12280	NUT, HEX., 12MM .....	2	2	2	2	2	2		
7	94201-20220	PIN, SPLIT, 2.0X22 .....	2	2	2	2	2	2		

# F-12

# FRONT FENDER



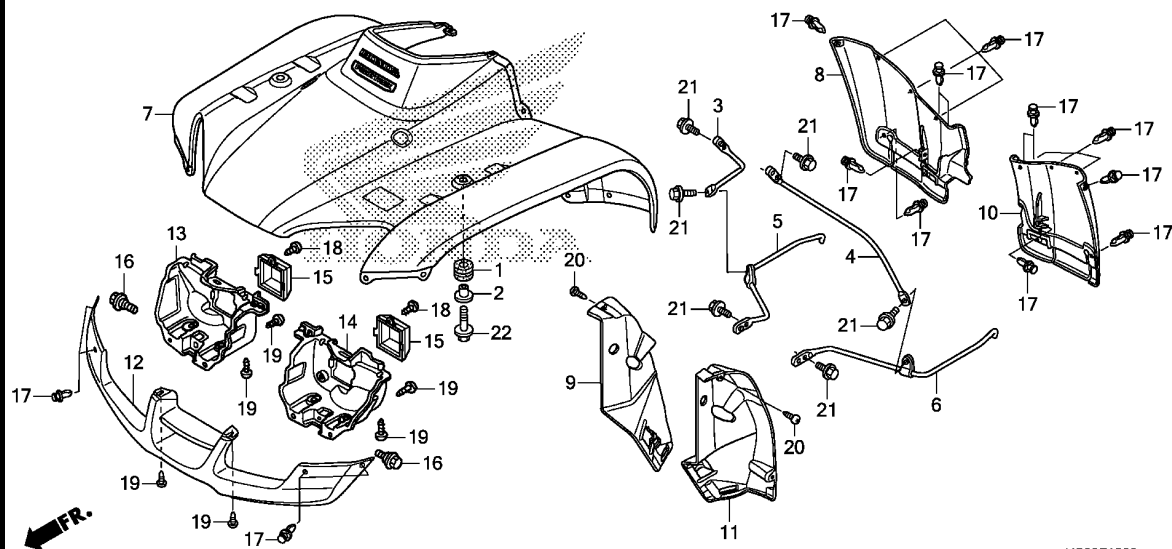
Ref. No.	L.O.N.	(Relative ref. Number) Description	F.R.T.
5	(3)	4131M6 STAY, FRONT FENDER :RIGHT ....	0.2
6	(4)	4131M5 STAY, FRONT FENDER :LEFT .....	0.2
		4131X8 STAY, FRONT FENDER :BOTH .....	0.4
7		4131B7 FENDER, FRONT .....	0.7
8		4131G8 MUDGUARD :RIGHT FRONT LOWER ..	0.2
9		4131C1 FENDER, INNER :RIGHT .....	0.2
10		4131G7 MUDGUARD :LEFT FRONT LOWER ...	0.2
11		4131C0 FENDER, INNER :LEFT .....	0.2
		4131X9 FENDER, INNER :BOTH .....	0.4
12		4111F8 GRILLE, FRONT .....	0.3
13		4131D4 COVER, HEADLIGHT :RIGHT .....	0.3
14		4131D3 COVER, HEADLIGHT :LEFT .....	0.3
		4131M9 COVER, HEADLIGHT :BOTH .....	0.6

Ref. No.	Part No.	Description	Reqd. QTY						Serial No.	Parts catalogue code
			TM G	TM H	TM J	TE G	TE H	TE J		
1	61103-HM5-850	RUBBER, FR. FENDER MOUNTING .	2	2	2	2	2	2		
2	61104-357-000	COLLAR, FR. FENDER .....	2	2	2	2	2	2		
3	61105-HM8-B00	STAY, R. FR. FENDER .....	1	1	1	1	1	1		
4	61106-HM8-B00	STAY, L. FR. FENDER .....	1	1	1	1	1	1		
5	61107-HM8-B00	STAY, R. MUDGUARD CENTER ....	1	1	1	1	1	1		
6	61108-HM8-B00	STAY, L. MUDGUARD CENTER ....	1	1	1	1	1	1		
7	61150-HS0-E00ZA	FENDER SET, FR.(WL)								
	*TYPE2*	.....	1	-	-	-	-	-	-----	ED
	61150-HS0-E00ZB	*TYPE1*	1	-	-	-	-	-	-----	ED
	61150-HS0-U00ZA	*TYPE2*	1	-	-	-	-	-	-----	U
	61150-HS0-U00ZB	*TYPE1*	1	-	-	-	-	-	-----	U
	61150-HS0-E20ZA	*TYPE2*	-	1	-	-	-	-	-----	ED
	61150-HS0-E20ZB	*TYPE1*	-	1	-	-	-	-	-----	ED
	61150-HS0-U10ZA	*TYPE2*	-	1	-	-	-	-	-----	U
	61150-HS0-U10ZB	*TYPE1*	-	1	-	-	-	-	-----	U
	61150-HS0-E40ZA	*TYPE2*	-	-	1	-	-	-	-----	ED
	61150-HS0-E40ZB	*TYPE1*	-	-	1	-	-	-	-----	ED
	61150-HS0-U30ZA	*TYPE2*	-	-	1	-	-	-	-----	U
	61150-HS0-U30ZB	*TYPE1*	-	-	1	-	-	-	-----	U
	61150-HS0-E10ZA	*TYPE2*	-	-	-	1	-	-	-----	ED
	61150-HS0-E10ZB	*TYPE1*	-	-	-	1	-	-	-----	ED
	61150-HS0-E30ZA	*TYPE2*	-	-	-	-	1	-	-----	ED
	61150-HS0-E30ZB	*TYPE1*	-	-	-	-	1	-	-----	ED
	61150-HS0-U20ZA	*TYPE2*	-	-	-	-	1	-	-----	U
	61150-HS0-U20ZB	*TYPE1*	-	-	-	-	1	-	-----	U
	61150-HS0-E50ZA	*TYPE2*	-	-	-	-	-	1	-----	ED
	61150-HS0-E50ZB	*TYPE1*	-	-	-	-	-	1	-----	ED
	61150-HS0-U40ZA	*TYPE2*	-	-	-	-	-	1	-----	U



# F-12

# FRONT FENDER

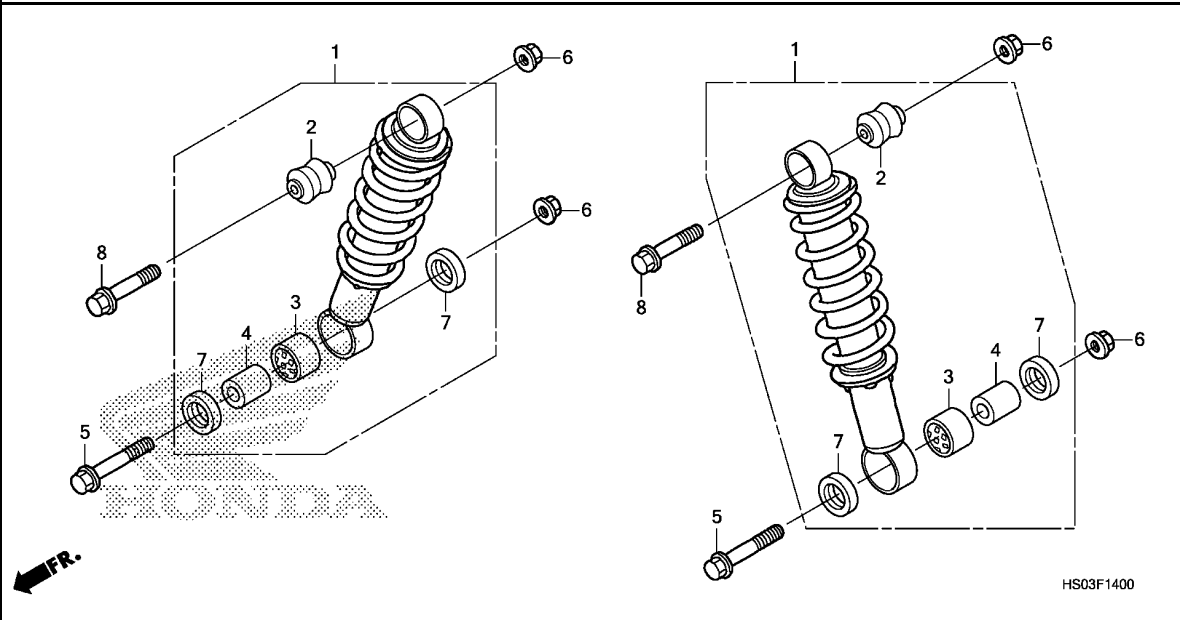


HS03F1200

Ref. No.	Part No.	Description	Reqd. QTY						Serial No.	Parts catalogue code
			TM G	TM H	TM J	TE G	TE H	TE J		
(7)	61150-HS0-U40ZB	FENDER SET, FR.(WL) *TYPE1*	-	-	-	-	-	1	----- U	
8	61861-HM8-B00ZA	MUDGUARD, R. FR. LOWER *NH1*	1	1	1	1	1	1		
9	61862-HM8-B00	FENDER, R. INNER	1	1	1	1	1	1		
10	61866-HM8-B00ZA	MUDGUARD, L. FR. LOWER *NH1*	1	1	1	1	1	1		
11	61867-HM8-B00	FENDER, L. INNER	1	1	1	1	1	1		
12	66300-HM8-B00ZA	GRILLE, FR. *NH1*	1	1	1	1	1	1		
13	66301-HN7-010	COVER, R. HEADLIGHT	1	1	1	1	1	1		
14	66302-HN7-010	COVER, L. HEADLIGHT	1	1	1	1	1	1		
15	66303-HN5-670	CAP, HEADLIGHT TAIL	2	2	2	2	2	2		
16	90111-162-000	BOLT, FLANGE, 6MM	2	2	2	2	2	2		
17	90653-HC4-900	CLIP, MUDGUARD	20	20	20	20	20	20		
18	93903-24320	SCREW, TAPPING, 4X12	2	2	2	2	2	2		
19	93903-25220	SCREW, TAPPING, 5X12	10	10	10	10	10	10		
20	93904-26210	SCREW, TAPPING, 6X16	2	2	2	2	2	2		
21	95701-06014-00	BOLT, FLANGE, 6X14	6	6	6	6	6	6		
22	95701-06022-00	BOLT, FLANGE, 6X22	2	2	2	2	2	2		

# F-14

# FRONT CUSHION



Ref. No.	L.O.N.	(Relative ref. Number) Description	F.R.T.
1	5111G7	CUSHION ASSY., FRONT :LEFT ...	0.2
	5111G8	CUSHION ASSY., FRONT :RIGHT ..	0.2
	5111H7	CUSHION ASSY., FRONT :BOTH ...	0.4

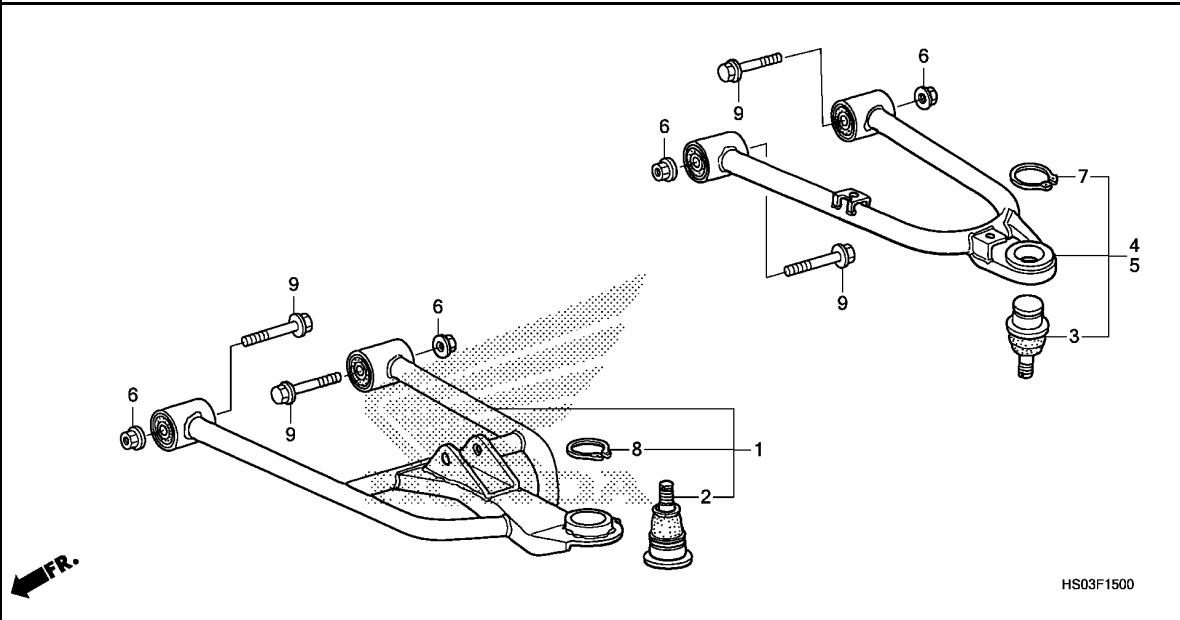
Ref. No.	Part No.	Description	Reqd. QTY						Serial No.	Parts catalogue code
			TM G	TM H	TM J	TE G	TE H	TE J		
1	51400-HM8-E01	CUSHION ASSY., FR. ....	2	2	2	2	2	2		
2	51489-HN6-003	BUSH, DAMPER .....	2	2	2	2	2	2		
3	52452-KB7-003	BUSH, DAMPER UPPER .....								
		(LOWER)	2	2	2	2	2	2		
4	52486-HN6-003	COLLAR, BUSH .....	2	2	2	2	2	2		
5	90120-HC4-000	BOLT, FLANGE, 10X50 .....	2	2	2	2	2	2		
6	90305-HC0-770	NUT, SELF-LOCK, 10MM .....	4	4	4	4	4	4		
7	91351-HN0-671	DUST SEAL .....	4	4	4	4	4	4		
8	96400-10045-00	BOLT, FLANGE, 10X45 .....	2	2	2	2	2	2		





# F-15

# FRONT ARM



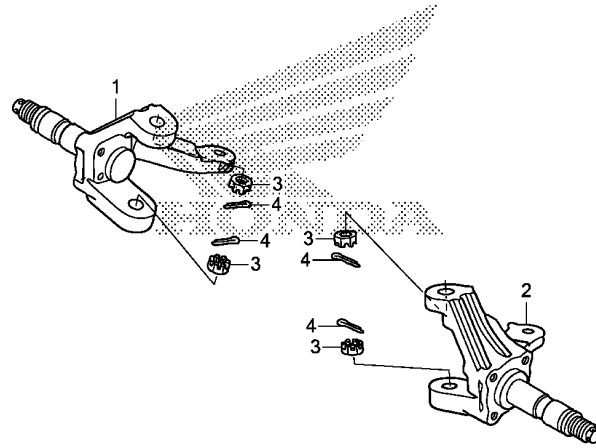
Ref. No.	L.O.N.	(Relative ref. Number) Description	F.R.T.
1	5111B3	ARM, FRONT LOWER :LEFT .....	0.4
	5111B3A	.Replace left upper arm add ..	0.2
	5111B4	ARM, FRONT LOWER :RIGHT .....	0.4
	5111B4A	.Replace right upper arm add ..	0.2
	5111B5	ARM, FRONT LOWER :BOTH .....	0.8
2	5111H0	JOINT, LOWER ARM BALL :LEFT ..	0.6
	5111H0A	.Replace upper arm ball joint add .....	0.4
	5111H1	JOINT, LOWER ARM BALL :RIGHT ..	0.6
	5111H1A	.Replace upper arm ball joint add .....	0.4
	5111H2	JOINT, LOWER ARM BALL :BOTH ..	1.1
3	5111B6	JOINT, UPPER ARM BALL :LEFT ..	0.6
	5111B6A	.Replace lower arm ball joint add .....	0.4
	5111B7	JOINT, UPPER ARM BALL :RIGHT ..	0.6
	5111B7A	.Replace lower arm ball joint add .....	0.4
	5111B8	JOINT, UPPER ARM BALL :BOTH ..	1.1
4	5111B1	ARM, FRONT UPPER :RIGHT .....	0.4
	5111B1A	.Replace right lower arm add ..	0.2
5	5111B0	ARM, FRONT UPPER :LEFT .....	0.4
	5111B0A	.Replace left lower arm add ..	0.2
	5111B2	ARM, FRONT UPPER :BOTH .....	0.8
	5111G9	ARM, FRONT :FOR 1 VEHICLE ....	1.2

**3**

Ref. No.	Part No.	Description	Reqd. QTY						Serial No.	Parts catalogue code
			TM G	TM H	TM J	TE G	TE H	TE J		
1	51350-HM8-000	ARM ASSY., LOWER .....	2	2	2	2	2	2		
2	51355-HM8-005	JOINT A, ARM BALL .....	2	2	2	2	2	2		
3	51355-HP5-601	JOINT A, ARM BALL .....	2	2	2	2	2	2		
4	51370-HM8-A00	ARM ASSY., R. UPPER .....	1	1	1	1	1	1		
5	51380-HM8-A00	ARM ASSY., L. UPPER .....	1	1	1	1	1	1		
6	90305-HC0-770	NUT, SELF-LOCK, 10MM .....	8	8	8	8	8	8		
7	94514-32000	CIRCLIP, EXTERNAL, 32MM .....	2	2	2	2	2	2		
8	94514-40000	CIRCLIP, EXTERNAL, 40MM .....	2	2	2	2	2	2		
9	95801-10065-00	BOLT, FLANGE, 10X65 .....	8	8	8	8	8	8		

# F-16

# KNUCKLE



FR.

HS03F1600

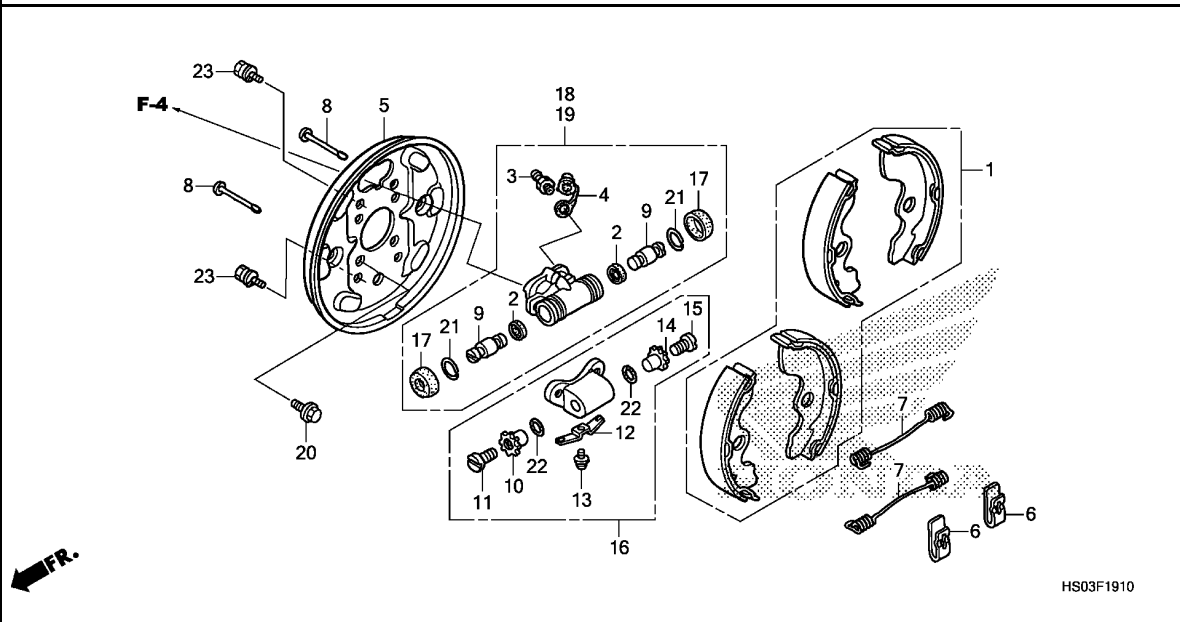
Ref. No.	L.O.N.	(Relative ref. Number) Description	F.R.T.
1	5111A2	KNUCKLE :RIGHT .....	0.6
2	5111A1	KNUCKLE :LEFT .....	0.6
	5111A3	KNUCKLE :BOTH .....	1.1

Ref. No.	Part No.	Description	Reqd. QTY						Serial No.	Parts catalogue code
			TM G	TM H	TM J	TE G	TE H	TE J		
1	51210-HM8-000	KNUCKLE COMP., R. ....	1	1	1	1	1	1		
2	51260-HM8-000	KNUCKLE COMP., L. ....	1	1	1	1	1	1		
3	90310-HB9-000	NUT, CASTLE, 12MM .....	4	4	4	4	4	4		
4	94201-30180	PIN, SPLIT, 3.0X18 .....	4	4	4	4	4	4		

3

# F-19-10

# FRONT BRAKE PANEL



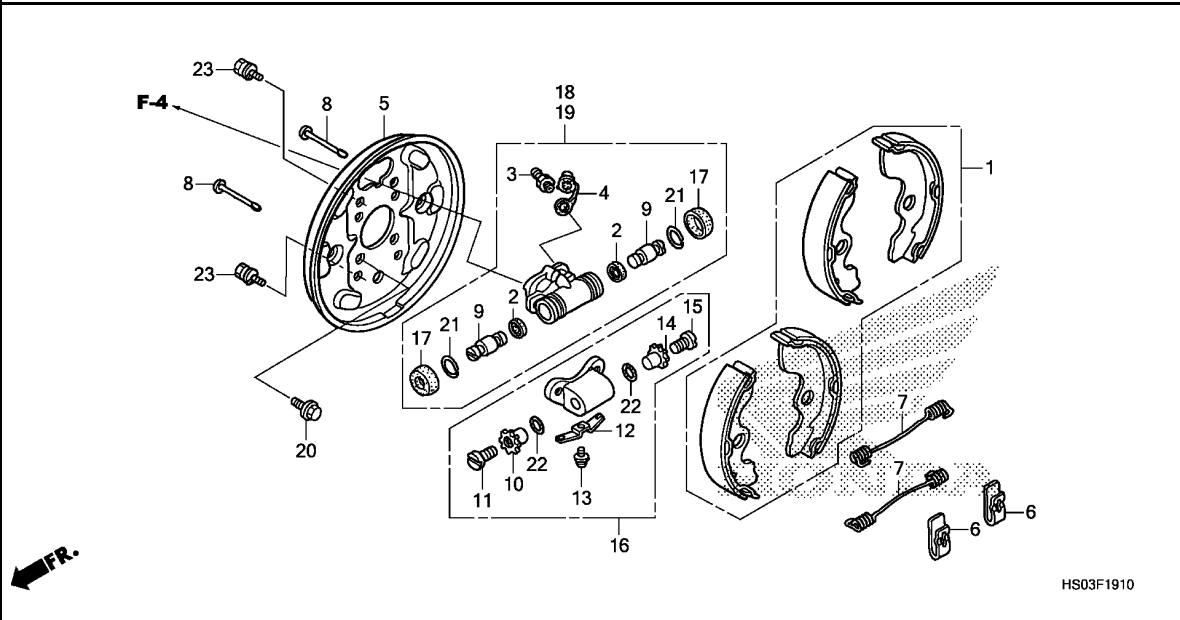
Ref. No.	L.O.N.	(Relative ref. Number) Description	F.R.T.
1	7111A2	SHOE(PAD) SET, BRAKE :BOTH FRONT	0.8
5	7111B0	PLATE, FRONT BRAKE BACK :LEFT .INCLUDES: Bleed brakes	0.8
	7111B1	PLATE, FRONT BRAKE BACK :RIGHT .INCLUDES: Bleed brakes	0.8
	7111B2	PLATE, FRONT BRAKE BACK :BOTH .INCLUDES: Bleed brakes (2)	1.4
9	7111F7	PISTON, FRONT WHEEL CYLINDER :LEFT .NOTE: Same time for two units .INCLUDES: Bleed brakes	0.6
	7111F8	PISTON, FRONT WHEEL CYLINDER :RIGHT .NOTE: Same time for two units .INCLUDES: Bleed brakes	0.6
	7111F9	PISTON, FRONT WHEEL CYLINDER :ALL .INCLUDES: Bleed brakes	1.1
16	7111F2	ADJUSTER ASSY., BRAKE SHOE :LEFT	0.5
	7111F3	ADJUSTER ASSY., BRAKE SHOE :RIGHT	0.5

Ref. No.	Part No.	Description	Reqd. QTY						Serial No.	Parts catalogue code
			TM G	TM H	TE J	TE G	TE H	TE J		
1	06450-HC4-900	SHOE SET, BRAKE	1	1	1	1	1	1		
2	43325-567-003	CUP, PISTON	4	4	4	4	4	4		
3	43352-568-003	SCREW, BLEEDER(NISSIN)	2	2	2	2	2	2		
4	43353-461-771	CAP, BLEEDER	2	2	2	2	2	2		
5	45110-HM8-A01	PLATE, BACK	2	2	2	2	2	2		
6	45172-HB3-003	SPRING, SHOE HOLDER(NISSIN)	4	4	4	4	4	4		
7	45173-HC4-006	SPRING, BRAKE	4	4	4	4	4	4		
8	45175-VM0-003	PIN, TENSION	4	4	4	4	4	4		
9	45314-HC4-006	PISTON, WHEEL CYLINDER(NISSIN)	4	4	4	4	4	4		
10	45316-VM0-003	NUT, R. ADJUSTER	2	2	2	2	2	2		
11	45317-634-013	SCREW, R. ADJUSTING	2	2	2	2	2	2		
12	45318-HB3-003	SPRING, LOCK	2	2	2	2	2	2		
13	45319-634-003	SCREW-WASHER, 4X6	2	2	2	2	2	2		
14	45336-VM0-003	NUT, L. ADJUSTER	2	2	2	2	2	2		
15	45337-634-013	SCREW, L. ADJUSTING	2	2	2	2	2	2		
16	45340-HB3-003	ADJUSTER ASSY.(NISSIN)	2	2	2	2	2	2		
17	45342-HB3-003	BOOT, WHEEL CYLINDER	4	4	4	4	4	4		
18	45350-HM8-B41	CYLINDER ASSY., R. FR. WHEEL	1	1	1	1	1	1		
19	45370-HM8-B41	CYLINDER ASSY., L. FR. WHEEL	1	1	1	1	1	1		
20	90115-HM4-930	BOLT, FLANGE, 8X12	8	8	8	8	8	8		
21	90661-HC4-006	CLIP, PISTON(NISSIN)	4	4	4	4	4	4		
22	91351-VM0-003	O-RING, 14X1.5	4	4	4	4	4	4		
23	93402-06012-08	BOLT-WASHER, 6X12	8	8	8	8	8	8		

3

# F-19-10

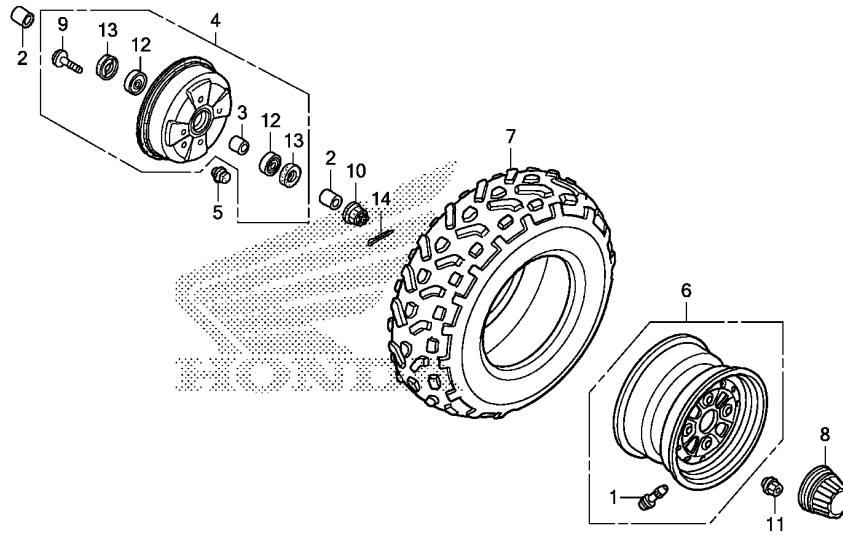
# FRONT BRAKE PANEL



Ref. No.	L.O.N.	(Relative ref. Number) Description	F.R.T.
+16	7111F4	ADJUSTER ASSY., BRAKE SHOE :BOTH .....	0.9
18	7111E1	CYLINDER, FRONT WHEEL :RIGHT .INCLUDES: Bleed brakes	0.7
19	7111E0	CYLINDER, FRONT WHEEL :LEFT .. .INCLUDES: Bleed brakes	0.7
	7111F5	CYLINDER, FRONT WHEEL :ALL ... .INCLUDES: Bleed brakes	1.2

# F-20

# FRONT WHEEL



HS03F2000

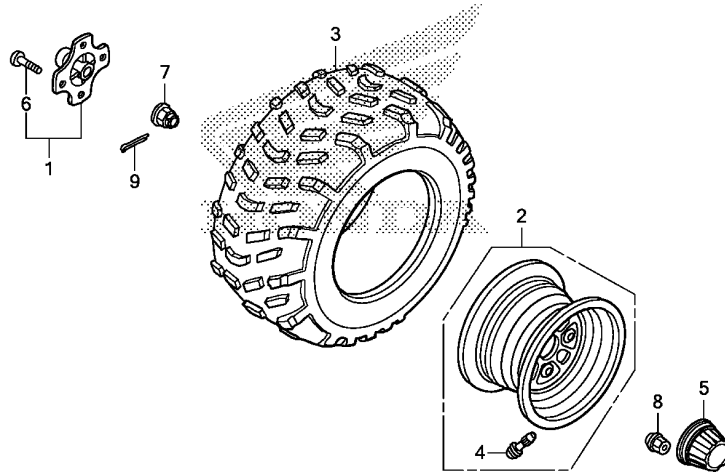
Ref. No.	L.O.N.	(Relative ref. Number) Description	F.R.T.
4	7101B2	HUB ASSY., FRONT WHEEL :LEFT	0.3
	7101B3	HUB ASSY., FRONT WHEEL :RIGHT	0.3
6	7101B9	FRONT WHEEL :ONE	0.8
	7101C0	FRONT WHEEL :TWO	1.6
7	710139	FRONT TIRE(ONE)	0.8
	7101A8	FRONT TIRE(TWO)	1.6
12	7101E2	BEARING, FRONT WHEEL(ONE) :LEFT	0.5
	7101E3	BEARING, FRONT WHEEL(ONE) :RIGHT	0.5
.NOTE: Same time for two units			
.NOTE: Same time for two units			

Ref. No.	Part No.	Description	Reqd. QTY						Serial No.	Parts catalogue code
			TR	TR	TR	TE	TE	TE		
			X	X	X	X	X			
1	42753-HF1-670	VALVE, RIM(TR412)	2	2	2	2	2	2		
2	44312-HC4-840	COLLAR, FR. WHEEL	4	4	4	4	4	4		
3	44312-HF1-670	COLLAR, FR. WHEEL	2	2	2	2	2	2		
4	44600-HM8-000	HUB ASSY., FR. WHEEL	2	2	2	2	2	2		
5	44602-HM5-A10	PLUG, ADJUSTING HOLE	2	2	2	2	2	2		
6	44650-HM8-700ZA	WHEEL SUB ASSY., FR.								
		*TYPE2*	2	2	2	2	2	2		
	44650-HM8-610ZA	*TYPE1*	2	-	-	2	-	-		
7	44711-HM8-B61	TIRE(22X7-11)(CST)	2	2	2	2	2	2		
8	44732-HC4-010	CAP, WHEEL CENTER	2	2	2	2	2	2		
9	90103-HA0-300	BOLT, WHEEL, 10X33	8	8	8	8	8	8		
10	90304-HM5-A80	NUT, CASTLE, 18MM	2	2	2	2	2	2		
11	90314-HM5-A10	NUT, WHEEL	8	8	8	8	8	8		
12	91053-HC4-003	BEARING, RADIAL BALL, 6004	4	4	4	4	4	4		
13	91257-KA3-711	DUST SEAL, 28X42X8(NOK)	4	4	4	4	4	4		
	91257-KA3-712	DUST SEAL, 28X42X8(ARAI)	4	4	4	4	4	4		
14	94201-40300	PIN, SPLIT, 4.0X30	2	2	2	2	2	2		

3

# F-21

# REAR WHEEL



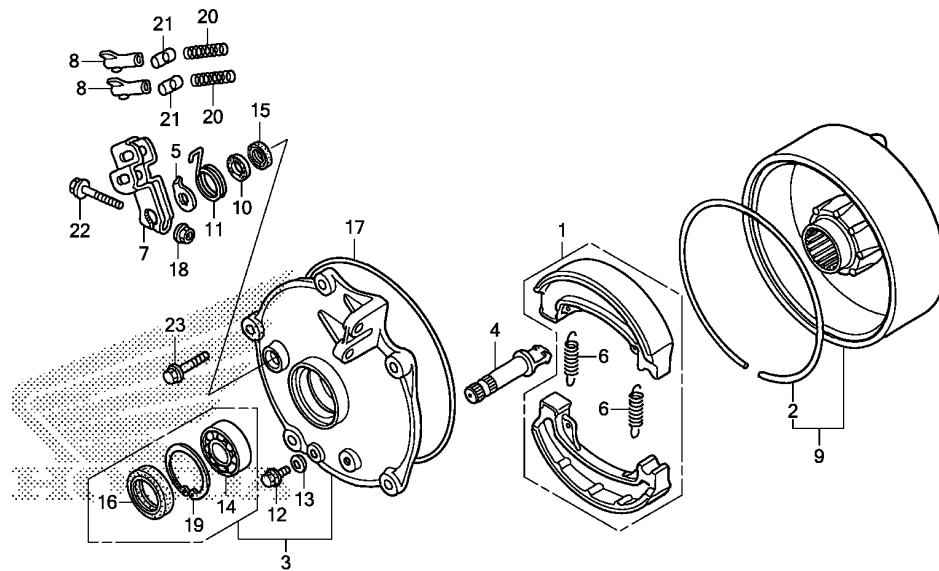
HS03F2100

Ref. No.	L.O.N.	(Relative ref. Number) Description	F.R.T.
1	7101B4	HUB, REAR WHEEL :LEFT .....	0.3
	7101B5	HUB, REAR WHEEL :RIGHT .....	0.3
2	7101C1	REAR WHEEL :ONE .....	0.8
	7101C2	REAR WHEEL :TWO .....	1.6
3	7101A2	REAR TIRE(ONE) .....	0.8
	7101A9	REAR TIRE(TWO) .....	1.6

Ref. No.	Part No.	Description	Reqd. QTY						Serial No.	Parts catalogue code
			TM G	TM H	TM J	TE G	TE H	TE J		
1	42410-HF1-A00	HUB COMP., RR. WHEEL .....	2	2	2	2	2	2		
2	42650-HM8-700ZA	WHEEL SUB ASSY., RR. *TYPE2*.....	2	2	2	2	2	2		
	42650-HM8-610ZA	*TYPE1*.....	2	-	-	2	-	-		
3	42711-HM8-B61	TIRE(22X10-9)(CST) .....	2	2	2	2	2	2		
4	42753-HF1-670	VALVE, RIM(TR412) .....	2	2	2	2	2	2		
5	44732-HC4-010	CAP, WHEEL CENTER .....	2	2	2	2	2	2		
6	90103-HB3-300	BOLT, WHEEL, 10X30 .....	8	8	8	8	8	8		
7	90304-HM7-A10	NUT, AXLE, 20MM .....	2	2	2	2	2	2		
8	90314-HM5-A10	NUT, WHEEL .....	8	8	8	8	8	8		
9	94201-40400	PIN, SPLIT, 4.0X40 .....	2	2	2	2	2	2		

# F-22-10

# REAR BRAKE DRUM



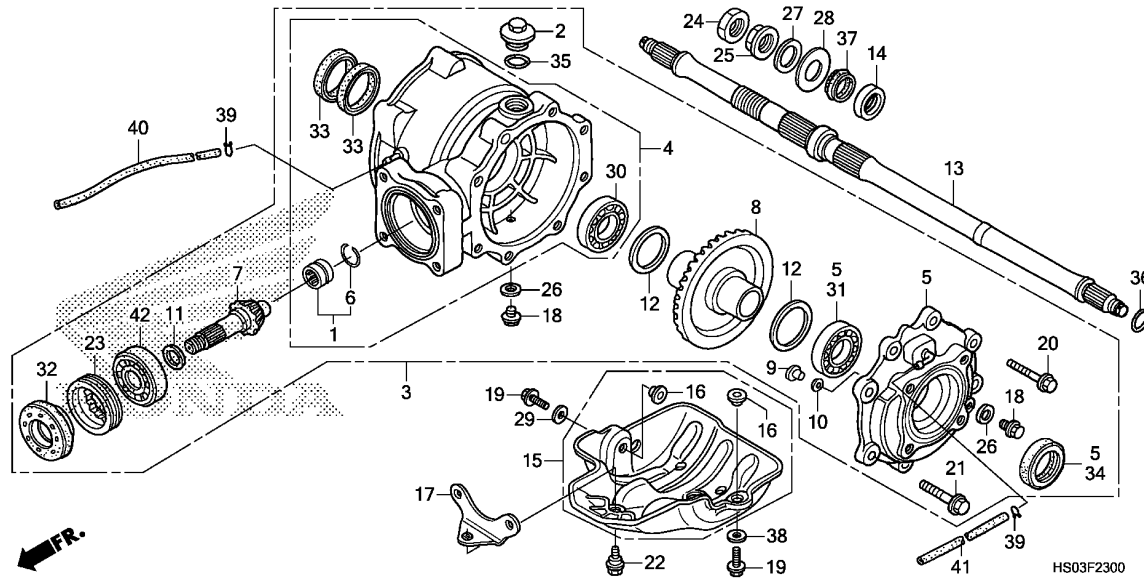
Ref. No.	L.O.N.	(Relative ref. Number) Description	F.R.T.
1	711140	SHOE(PAD) SET, BRAKE :REAR ...	0.8
3	7111F6	PANEL SET, REAR BRAKE .....	0.8
4		(10,15)	
7	7111B4	CAM, BRAKE :REAR .....	0.8
		(11)	
9	7111C4	ARM, BRAKE :REAR .....	0.1
		(16,17)	
	7111C8	DRUM, REAR BRAKE .....	0.7
14	7111E4	BEARING, REAR BRAKE PANEL ....	1.0

3

Ref. No.	Part No.	Description	Reqd. QTY						Serial No.	Parts catalogue code
			TM G	TM H	TM J	TE G	TE H	TE J		
1	06430-HM8-A00	SHOE SET, BRAKE(ASK) .....	1	1	1	1	1	1		
	06430-HM8-A10	SHOE SET, BRAKE(JB) .....	1	1	1	1	1	1		
2	42624-HB3-000	RING, DAMPER .....	1	1	1	1	1	1		
3	43010-HM8-000	PANEL SET, RR. BRAKE .....	1	1	1	1	1	1		
4	43141-KB4-003	CAM, RR. BRAKE .....	1	1	1	1	1	1		
5	43145-HM8-000	INDICATOR, RR. BRAKE .....	1	1	1	1	1	1		
6	43151-329-000	SPRING, BRAKE SHOE .....	2	2	2	2	2	2		
7	43410-HM8-000	ARM, RR. BRAKE .....	1	1	1	1	1	1		
8	43459-HM5-A10	NUT, BRAKE ADJUSTING .....	2	2	2	2	2	2		
9	43620-HM8-000	DRUM ASSY., RR. BRAKE .....	1	1	1	1	1	1		
10	45134-250-000	DUST SEAL, BRAKE CAM .....	1	1	1	1	1	1		
11	45411-GB4-680	SPRING, BRAKE ARM RETURN ....	1	1	1	1	1	1		
12	90109-371-000	BOLT, SEALING, 8MM .....	1	1	1	1	1	1		
13	90471-580-000	PACKING, 8MM .....	1	1	1	1	1	1		
14	91055-HA0-681	BEARING, RADIAL BALL, 32X58X13	1	1	1	1	1	1		
15	91208-HF7-005	DUST SEAL, 14X20X4(NOK) .....	1	1	1	1	1	1		
16	91252-HM8-003	DUST SEAL, 43X58X10 .....	1	1	1	1	1	1		
17	91355-HM8-003	O-RING, 166X2.6 .....	1	1	1	1	1	1		
18	94050-06000	NUT, FLANGE, 6MM .....	1	1	1	1	1	1		
19	94520-58000	CIRCLIP, INTERNAL, 58MM .....	1	1	1	1	1	1		
20	95014-73100	SPRING A, BRAKE ROD .....	2	2	2	2	2	2		
21	95015-32001	JOINT B, BRAKE ARM .....	2	2	2	2	2	2		
22	95701-06030-00	BOLT, FLANGE, 6X30 .....	1	1	1	1	1	1		
23	95801-08025-00	BOLT, FLANGE, 8X25 .....	5	5	5	5	5	5		

F-23

REAR FINAL GEAR



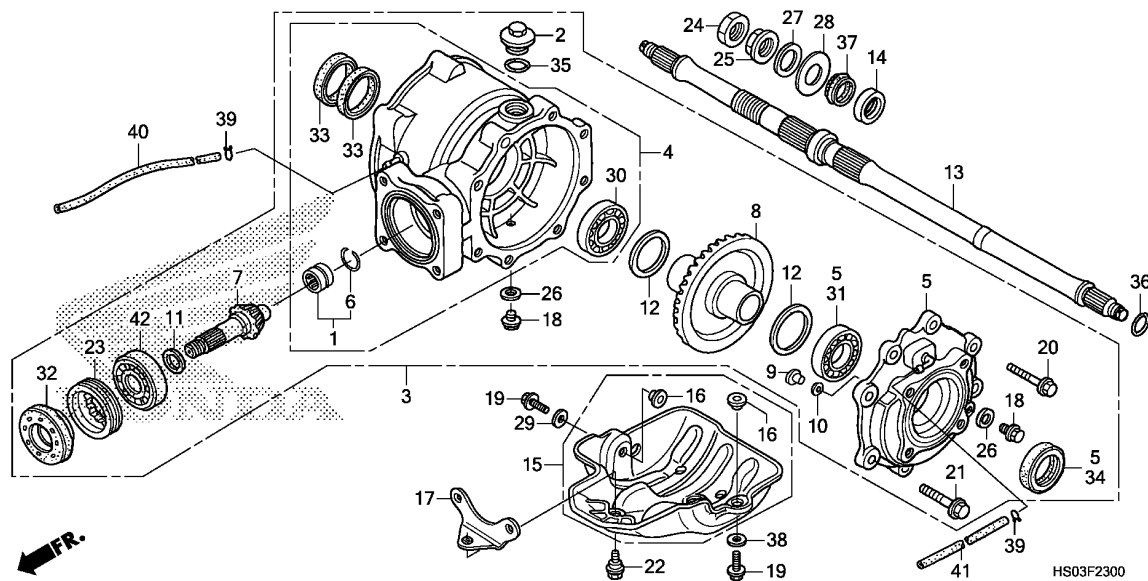
Ref. No.	L.O.N.	(Relative ref. Number) Description	F.R.T.
1	2131G8	BEARING, REAR PINION GEAR :REAR .....	1.9
3	2131B3	GEAR ASSY., FINAL DRIVEN :REAR .....	1.2
4	2131B6	CASE SET, FINAL GEAR :REAR ...	3.1
5	2131B9	COVER SET, FINAL GEAR :REAR ..	1.8
7	2131C9	GEAR, PINION :REAR .....	1.9
8	2131D1	GEAR, RING :REAR .....	2.2
11	2131C4	SHIM, PINION GEAR :REAR .....	1.9
12	2131C5	SHIM, RING GEAR .....	2.3
.NOTE: Same time for two units			
13	7101A2	SHAFT, REAR AXLE .....	1.0
15	410135	PLATE, SKID .....	0.1
30	2131E9	BEARING, REAR RING GEAR :RIGHT	2.5
31	2131E8	BEARING, REAR RING GEAR :LEFT	2.5
	2131F2	BEARING, REAR RING GEAR :BOTH	2.7
32	2131G7	OIL SEAL, PINION GEAR :REAR ..	1.4
33	2131F7	OIL SEAL, REAR FINAL GEAR :RIGHT .....	1.2
.NOTE: Same time for two units			
34	2131F6	OIL SEAL, REAR FINAL GEAR :LEFT .....	1.2
	2131F8	OIL SEAL, REAR FINAL GEAR :BOTH .....	1.3
42	2131A1	BEARING, REAR PINION GEAR :FRONT .....	1.9

Ref. No.	Part No.	Description	Reqd. QTY						Serial No.	Parts catalogue code
			TRX250							
			TM G	TM H	TM J	TE G	TE H	TE J		
1	06910-HM4-850	BEARING SET, NEEDLE .....	1	1	1	1	1	1		
2	12361-035-000	CAP, TAPPET ADJUSTING HOLE ...	1	1	1	1	1	1		
3	41300-HM8-B60	GEAR ASSY., RR. FINAL .....	1	1	1	1	1	1		
4	41311-HM8-000	CASE SET, FINAL .....	1	1	1	1	1	1		
5	41320-HM8-020	COVER SET, GEAR CASE .....	1	1	1	1	1	1		
6	41405-HA7-670	RING, STOPPER .....	1	1	1	1	1	1		
7	41421-HN5-670	GEAR, PINION(13T) .....	1	1	1	1	1	1		
8	41431-HM8-000	GEAR, RING(48T) .....	1	1	1	1	1	1		
9	41436-MB0-310	PIN, RING GEAR STOPPER .....	1	1	1	1	1	1		
10	41438-MB0-310	SHIM B, STOPPER PIN(0.15) ...	N	N	N	N	N	N		
11	41447-HM8-000	SHIM A, PINION GEAR(1.64) ...	1	1	1	1	1	1		
	41448-HM8-000	SHIM B, PINION GEAR(1.70) ...	1	1	1	1	1	1		
	41449-HM8-000	SHIM C, PINION GEAR(1.76) ...	1	1	1	1	1	1		
	41451-HM8-000	SHIM D, PINION GEAR(1.82) ...	1	1	1	1	1	1		
	41452-HM8-000	SHIM E, PINION GEAR(1.88) ...	1	1	1	1	1	1		
	41453-HM8-000	SHIM F, PINION GEAR(1.94) ...	1	1	1	1	1	1		
	41454-HM8-000	SHIM G, PINION GEAR(2.00) ...	1	1	1	1	1	1		
	41455-HM8-000	SHIM H, PINION GEAR(2.06) ...	1	1	1	1	1	1		
	41456-HM8-000	SHIM I, PINION GEAR(2.12) ...	1	1	1	1	1	1		
	41457-HM8-000	SHIM J, PINION GEAR(2.18) ...	1	1	1	1	1	1		
12	41540-HC4-000	SPACER A, RING GEAR(1.26) ...	2	2	2	2	2	2		
	41541-HC4-000	SPACER B, RING GEAR(1.32) ...	2	2	2	2	2	2		
	41542-HC4-000	SPACER C, RING GEAR(1.38) ...	2	2	2	2	2	2		
	41543-HC4-000	SPACER D, RING GEAR(1.44) ...	2	2	2	2	2	2		
	41544-HC4-000	SPACER E, RING GEAR(1.50) ...	2	2	2	2	2	2		
	41545-HC4-000	SPACER F, RING GEAR(1.56) ...	2	2	2	2	2	2		
	41546-HC4-000	SPACER G, RING GEAR(1.62) ...	2	2	2	2	2	2		



# F-23

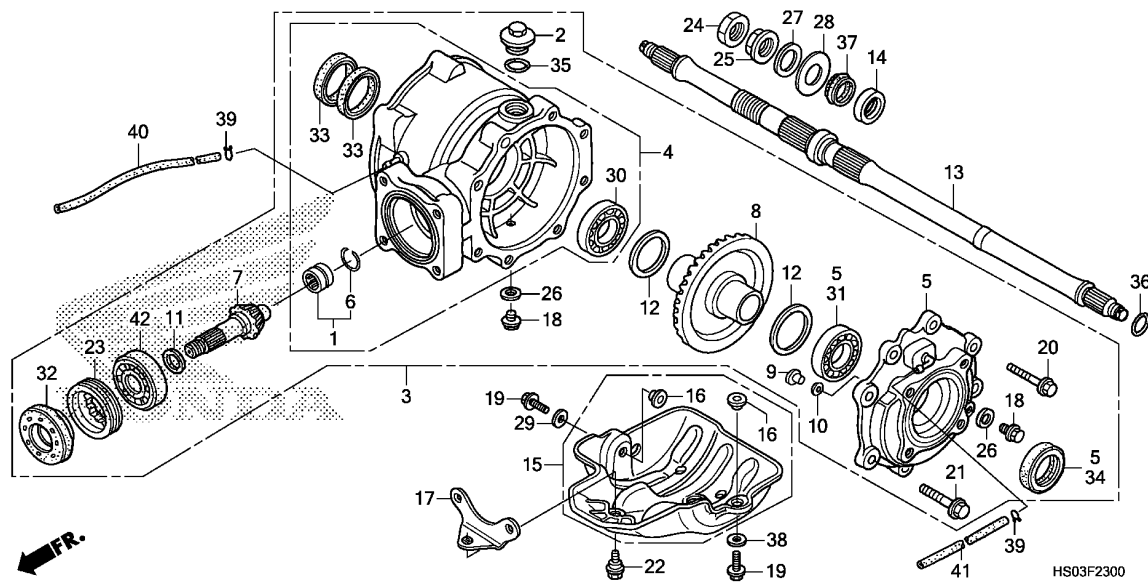
# REAR FINAL GEAR



Ref. No.	Part No.	Description	Reqd. QTY						Serial No.	Parts catalogue code
			TM G	TM H	TRX250 TM J	TE G	TE H	TE J		
12)	41547-HC4-000	SPACER H, RING GEAR(1.68) ...	2	2	2	2	2	2		
	41548-HC4-000	SPACER I, RING GEAR(1.74) ...	2	2	2	2	2	2		
	41549-HC4-000	SPACER J, RING GEAR(1.80) ...	2	2	2	2	2	2		
	41550-HC4-000	SPACER K, RING GEAR(1.86) ...	2	2	2	2	2	2		
13	42311-HM8-000	SHAFT, RR. AXLE .....	1	1	1	1	1	1		
14	42625-HM8-000	COLLAR, RR. AXLE .....	1	1	1	1	1	1		
15	50355-HM8-B40	PLATE, SKID .....	1	1	1	1	1	1		
16	50358-HM8-B40	COLLAR, SKID PLATE .....	2	2	2	2	2	2		
17	52190-HN6-000	STAY COMP., SKID PLATE .....	1	1	1	1	1	1		
18	90109-371-000	BOLT, SEALING, 8MM .....	2	2	2	2	2	2		
19	90131-GW0-750	BOLT, FLANGE, 8X20 .....	2	2	2	2	2	2		
20	90133-HP5-600	BOLT, FLANGE, 8X27 .....	6	6	6	6	6	6		
21	90134-HP5-600	BOLT, FLANGE, 10X35 .....	2	2	2	2	2	2		
22	90186-HM8-B40	BOLT, FLANGE, 8X18 .....	1	1	1	1	1	1		
23	90242-MB0-000	NUT, LOCK, 64MM .....	1	1	1	1	1	1		
24	90307-HM5-930	NUT, RR. AXLE .....	1	1	1	1	1	1		
25	90308-HM5-930	NUT A, RR. AXLE .....	1	1	1	1	1	1		
26	90471-580-000	PACKING, 8MM .....	2	2	2	2	2	2		
27	90481-HC4-000	WASHER, TAPER .....	1	1	1	1	1	1		
28	90501-HM8-000	WASHER, 32X60X1.5 .....	1	1	1	1	1	1		
29	90504-MA6-000	WASHER, 8.5X26 .....	1	1	1	1	1	1		
30	91051-HC4-003	BEARING, RADIAL BALL, 43X68X13	1	1	1	1	1	1		
31	91051-HC4-003	BEARING, RADIAL BALL, 43X68X13	1	1	1	1	1	1		
32	91251-HM8-003	OIL SEAL, 34X70X11 .....	1	1	1	1	1	1		
33	91271-HC4-004	OIL SEAL, 42X51X7 .....	2	2	2	2	2	2		

# F-23

# REAR FINAL GEAR

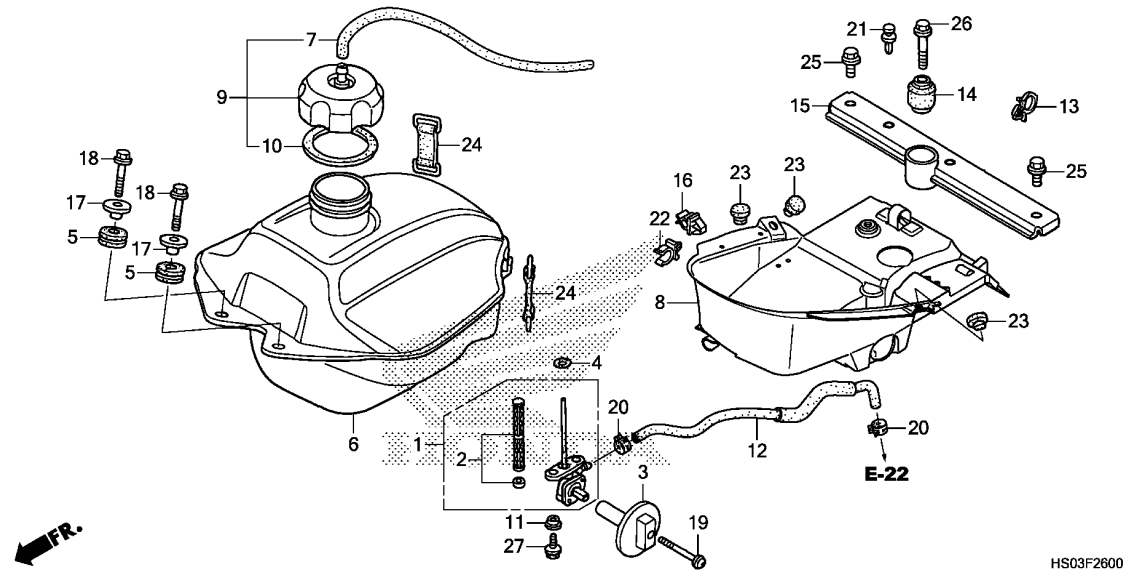


Ref. No.	Part No.	Description	Reqd. QTY						Serial No.	Parts catalogue code
			TM G	TM H	TRX250 TM J	TE G	TE H	TE J		
34	91271-HC4-004	OIL SEAL, 42X51X7 .....	1	1	1	1	1	1		
35	91302-001-020	O-RING, 30.8MM .....	1	1	1	1	1	1		
36	91302-436-004	O-RING, 29.5X3(NOK) .....	1	1	1	1	1	1		
37	91351-HB3-004	RING, SEAL .....	1	1	1	1	1	1		
38	94102-08800	WASHER, PLAIN, 8MM .....	1	1	1	1	1	1		
39	95002-35000	CLIP, TUBE(C6.5) .....	2	2	2	2	2	2		
40	95005-35800-30	TUBE, 3.5X800(95005-35001-30M)	1	1	1	1	1	1		
41	95005-35900-30	TUBE, 3.5X900(95005-35001-30M)	1	1	1	1	1	1		
42	96100-62060-00	BEARING, RADIAL BALL, 6206 ..	1	1	1	1	1	1		



# F-26

# FUEL TANK

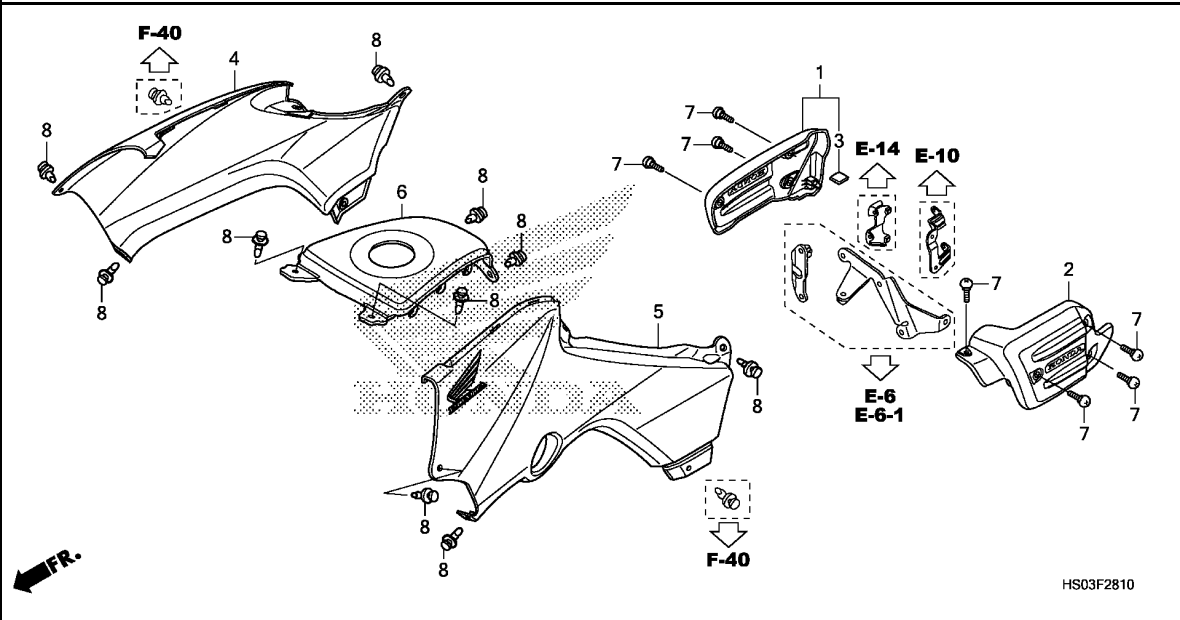


HS03F2800

Ref. No.	Part No.	Description	Reqd. QTY						Serial No.	Parts catalogue code
			TM G	TM H	TRX250 TM J	TE G	TE H	TE J		
24	95012-11001	BAND A, BATTERY .....	2	2	2	2	2	2		
25	95701-08016-07	BOLT, FLANGE, 8X16 .....	2	2	2	2	2	2		
26	95801-08045-00	BOLT, FLANGE, 8X45 .....	1	1	1	1	1	1		
27	96001-06016-00	BOLT, FLANGE, 6X16 .....	2	2	2	2	2	2		

# F-28-10

# SIDE COVER/TANK COVER



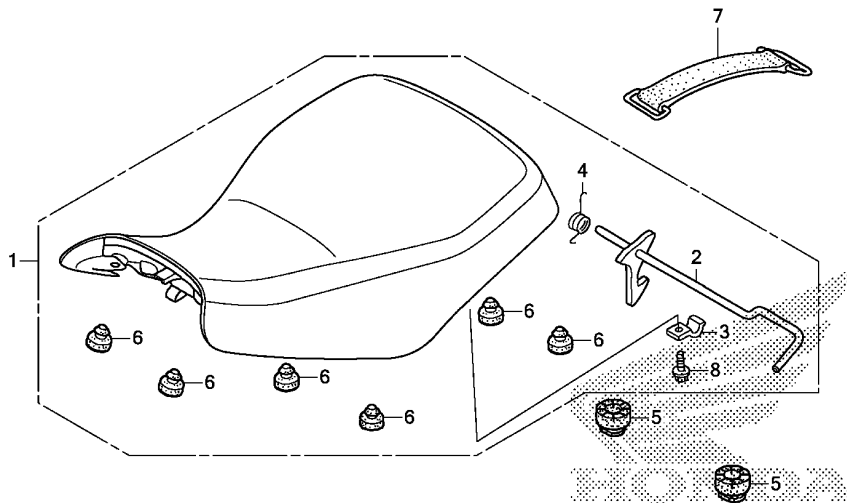
Ref. No.	L.O.N.	(Relative ref. Number) Description	F.R.T.
1	4131K0	COVER, ENGINE SIDE :RIGHT	0.1
2	4131J9	COVER, ENGINE SIDE :LEFT	0.1
	4131K1	COVER, ENGINE SIDE :BOTH	0.2
4	4131Q7	COVER, TANK SIDE :RIGHT	0.1
5	4131Q6	COVER, TANK SIDE :LEFT	0.1
	4131Q8	COVER, TANK SIDE :BOTH	0.1
6	413121	COVER, FUEL TANK TOP	0.1

3

Ref. No.	Part No.	Description	Reqd. QTY						Serial No.	Parts catalogue code
			TM G	TM H	TRX250 TM J	TE G	TE H	TE J		
1	11310-HM8-B00ZB	COVER, R. ENGINE SIDE *NHA41MR*								
		FLINT SILVER METALLIC	1	1	1	1	1	1		
2	11320-HM8-B00ZB	COVER, L. ENGINE SIDE *NHA41MR*								
		FLINT SILVER METALLIC	1	1	1	1	1	1		
3	17209-GAJ-900	CUSHION, AIR CLEANER CASE	1	1	1	1	1	1		
4	83550-HSO-A00ZA	COVER SET, R. TANK SIDE(WL)								
		*TYPE1*	1	-	-	1	-	-		
	83550-HSO-A00ZB	*TYPE2*	1	-	-	1	-	-		
	83550-HSO-A20ZA	*TYPE2*	-	1	-	-	1	-		
	83550-HSO-A20ZB	*TYPE1*	-	1	-	-	1	-		
	83550-HSO-A40ZB	*TYPE2*	-	-	1	-	-	1		
	83550-HSO-A40ZC	*TYPE1*	-	-	1	-	-	1		
5	83650-HSO-A00ZA	COVER SET, L. TANK SIDE(WL)								
		*TYPE1*	1	-	-	1	-	-		
	83650-HSO-A00ZB	*TYPE2*	1	-	-	1	-	-		
	83650-HSO-A20ZA	*TYPE2*	-	1	-	-	1	-		
	83650-HSO-A20ZB	*TYPE1*	-	1	-	-	1	-		
	83650-HSO-A40ZB	*TYPE2*	-	-	1	-	-	1		
	83650-HSO-A40ZC	*TYPE1*	-	-	1	-	-	1		
6	83700-HM8-B00ZA	COVER, FUEL TANK TOP *NH1*								
		.....BLACK	1	1	1	1	1	1		
7	90106-KY2-701	SCREW, PAN, 6X11	7	7	7	7	7	7		
8	90653-HC4-900	CLIP, MUDGUARD	10	10	10	10	10	10		

**F-29**

**SEAT**



HS03F2900

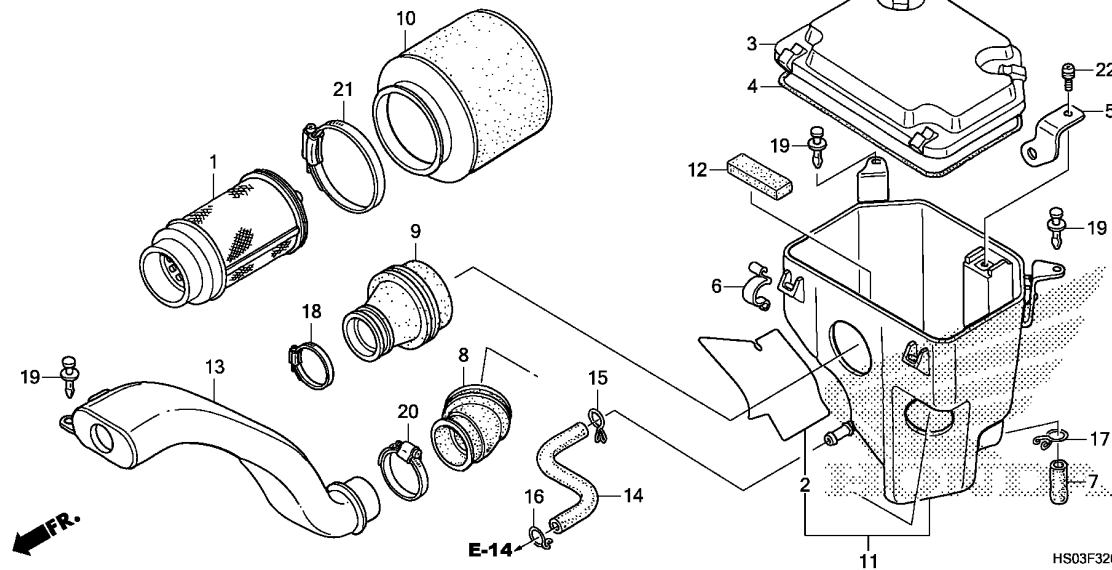
Ref. No.	L.O.N.	(Relative ref. Number) Description	F.R.T.
1	413150	(2,4) SEAT .....	0.1

Ref. No.	Part No.	Description	Reqd. QTY						Serial No.	Parts catalogue code
			TM G	TM H	TM J	TE G	TE H	TE J		
1	77100-HM8-850ZA	SEAT COMP. *NH1L*.....BLACK	1	1	1	1	1	1	-----	ED
	77100-HM8-B80ZA	*NH1L*.....BLACK	1	1	1	-	1	1	-----	U
2	77105-HM8-B40	LEVER COMP., SEAT LOCK .....	1	1	1	1	1	1		
3	77106-HB3-000	BRACKET, LOCK LEVER .....	1	1	1	1	1	1		
4	77107-958-000	SPRING, SEAT LOCK .....	1	1	1	1	1	1		
5	77207-HA0-000	CUSHION, SEAT MOUNTING .....	2	2	2	2	2	2		
6	77215-GC2-000	RUBBER B, SEAT STOPPER .....	6	6	6	6	6	6		
7	95012-13001	BAND B2, BATTERY .....	1	1	1	1	1	1		
8	95701-06012-08	BOLT, FLANGE, 6X12 .....	1	1	1	1	1	1		

**3**

# F-32

# AIR CLEANER



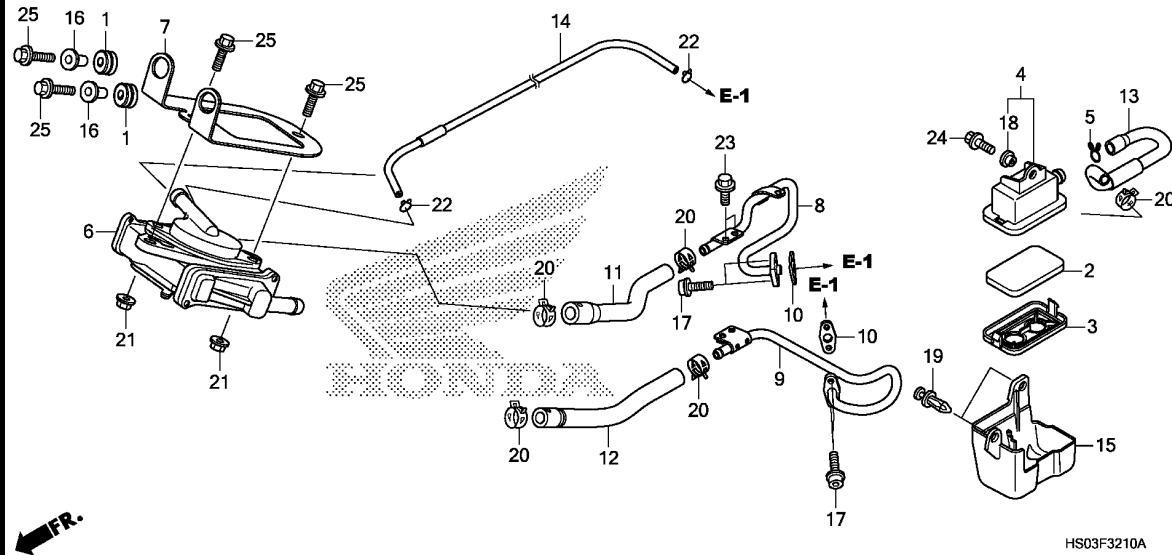
Ref. No.	L.O.N.	(Relative ref. Number) Description	F.R.T.
1	3121D5	BODY, AIR CLEANER ELEMENT ....	0.1
3		(4)	
	312102	COVER, AIR CLEANER CASE .....	0.1
8	3121B5	SEAL, AIR CLEANER DUCT .....	0.3
9	3121B6	TUBE, AIR CLEANER CONNECTING .	0.3
10	312105	ELEMENT, AIR CLEANER .....	0.1
11	3121A5	CASE, AIR CLEANER .....	0.4
13	3121C2	DUCT, SNORKEL .....	0.3

3

Ref. No.	Part No.	Description	Reqd. QTY						Serial No.	Parts catalogue code
			TM G	TM H	TRX250 TM J	TE G	TE H	TE J		
1	17211-HN6-000	BODY COMP., AIR CLEANER .....	1	1	1	1	1	1		
2	17214-HS0-A00	TAPE, HEATGUARD .....	1	1	1	1	1	1		
3	17217-HM8-000	LID, AIR CLEANER CASE .....	1	1	1	1	1	1		
4	17219-HM8-000	SEAL, AIR CLEANER COVER .....	1	1	1	1	1	1		
5	17221-HM8-000	STAY, AIR CLEANER ELEMENT ...	1	1	1	1	1	1		
6	17223-HB3-003	SPRING, AIR CLEANER CASE LID (TOYO)	4	4	4	4	4	4		
	17223-HM8-000	SPRING, AIR CLEANER CASE LID	4	4	4	4	4	4		
7	17224-HM8-B40	TUBE, AIR CLEANER DRAIN .....	1	1	1	1	1	1		
8	17252-HF1-670	SEAL, AIR CLEANER DUCT .....	1	1	1	1	1	1		
9	17253-HM8-000	TUBE, AIR CLEANER CONNECTING	1	1	1	1	1	1		
10	17254-HM8-000	AIR CLEANER .....	1	1	1	1	1	1		
11	17254-HS0-A00	CASE ASSY., AIR CLEANER .....	1	1	1	1	1	1		
12	17256-HM8-680	COVER, DUST .....	1	1	1	1	1	1		
13	17259-HM8-B40	DUCT, SNORKEL .....	1	1	1	1	1	1		
14	17366-HM8-680	TUBE, BREATHER .....	1	1	1	1	1	1		
15	17554-MB0-000	CLIP, BREATHER TUBE .....	1	1	1	1	1	1		
16	17724-102-700	CLIP, SUB TANK HOSE .....	1	1	1	1	1	1		
17	18532-634-670	CLIP, AIR HOSE, 21.5 .....	1	1	1	1	1	1		
18	90648-HM8-A60	BAND, CONNECTING TUBE(48) ...	1	1	1	1	1	1		
19	90653-HC4-900	CLIP, MUDGUARD .....	3	3	3	3	3	3		
20	90654-HM8-A60	BAND, CONNECTING TUBE(54) ...	1	1	1	1	1	1		
21	90664-HM8-A60	BAND, CONNECTING TUBE(64) ...	1	1	1	1	1	1		
22	93891-06012-08	SCREW-WASHER, 6X12 .....	1	1	1	1	1	1		

# F-32-10

# AIR SUCTION VALVE



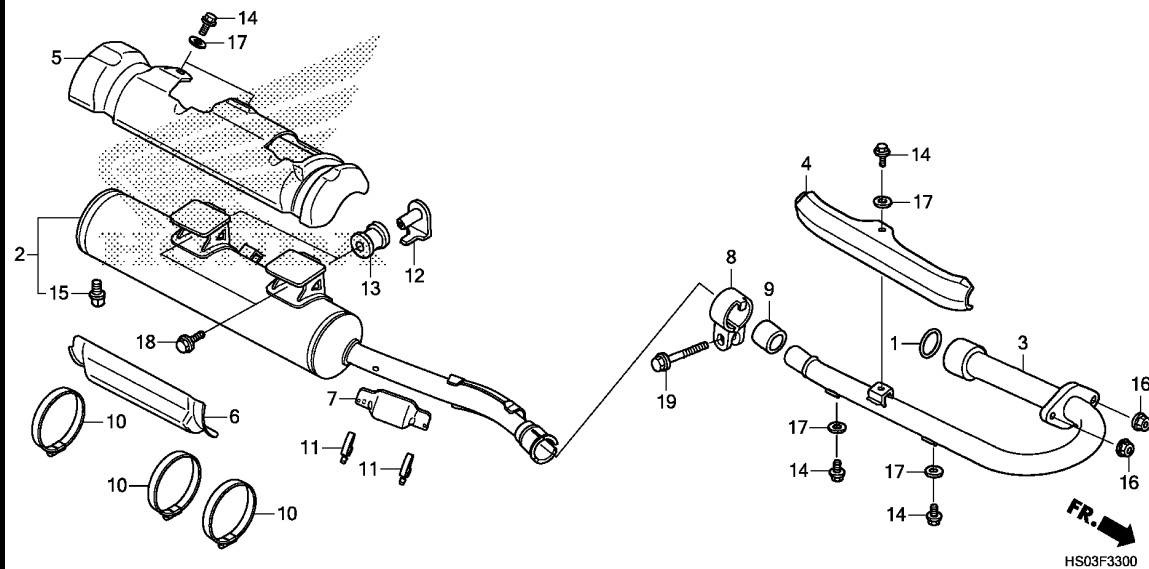
Ref. No.	L.O.N.	(Relative ref. Number) Description	F.R.T.
2	312120	ELEMENT, SUB AIR CLEANER .....	0.2
6	314130	VALVE, SECONDARY AIR CONTROL ..	1.0
8	3111J2	PIPE, SECONDARY AIR :RIGHT FRONT .....	0.8
9	3111J1	PIPE, SECONDARY AIR :LEFT FRONT .....	0.8
	3111K8	PIPE, SECONDARY AIR :BOTH .....	0.9

Ref. No.	Part No.	Description	Reqd. QTY						Serial No.	Parts catalogue code
			TM G	TM H	TM J	TE G	TE H	TE J		
1	17245-107-010	RUBBER, AIR CLEANER CASE MOUNTING	2	2	2	2	2	2		
2	17255-HS0-A00	FILTER, SUB AIR CLEANER .....	1	1	1	1	1	1		
3	17256-KBH-000	COVER, SUB AIR CLEANER .....	1	1	1	1	1	1		
4	17256-MR7-010	CASE, SUB AIR CLEANER .....	1	1	1	1	1	1		
5	17724-102-700	CLIP, SUB TANK HOSE .....	1	1	1	1	1	1		
6	18600-HS0-A01	VALVE ASSY., AIR SUCTION ....	1	1	1	1	1	1		
7	18601-HS0-A00	STAY, AIR SUCTION VALVE MOUNT	1	1	1	1	1	1		
8	18640-HS0-A00	PIPE COMP., R. AIR SUCTION ..	1	1	1	1	1	1		
9	18643-HS0-A00	PIPE COMP., L. AIR SUCTION ..	1	1	1	1	1	1		
10	18645-HS0-A00	GASKET, AIR FEED PIPE .....	2	2	2	2	2	2		
11	18651-HS0-A00	HOSE, R. AIR SUCTION(A) .....	1	1	1	1	1	1		
12	18652-HS0-A00	HOSE, L. AIR SUCTION(A) .....	1	1	1	1	1	1		
13	18653-HS0-A00	HOSE, AIR SUCTION(B) .....	1	1	1	1	1	1		
14	18655-HS0-A00	TUBE, PB .....	1	1	1	1	1	1		
15	18658-HS0-A00	PROTECTOR, SUB AIR CLEANER ..	1	1	1	1	1	1		
16	61104-428-000	COLLAR, FR. FENDER .....	2	2	2	2	2	2		
17	90097-MY6-880	BOLT, FLANGE SOCKET, 6X20 ...	4	4	4	4	4	4		
18	90522-028-000	WASHER, CHAIN CASE SETTING ..	1	1	1	1	1	1		
19	90653-HC4-900	CLIP, MUDGUARD .....	2	2	2	2	2	2		
20	90678-MN5-000	CLIP, FUEL HOSE .....	5	5	5	5	5	5		
21	94050-06000	NUT, FLANGE, 6MM .....	2	2	2	2	2	2		
22	95002-02070	CLIP, TUBE(B7) .....	2	2	2	2	2	2		
23	95701-06010-02	BOLT, FLANGE, 6X10 .....	2	2	2	2	2	2		
24	95701-06016-00	BOLT, FLANGE, 6X16 .....	1	1	1	1	1	1		
25	95701-06022-00	BOLT, FLANGE, 6X22 .....	4	4	4	4	4	4		



# F-33

# MUFFLER



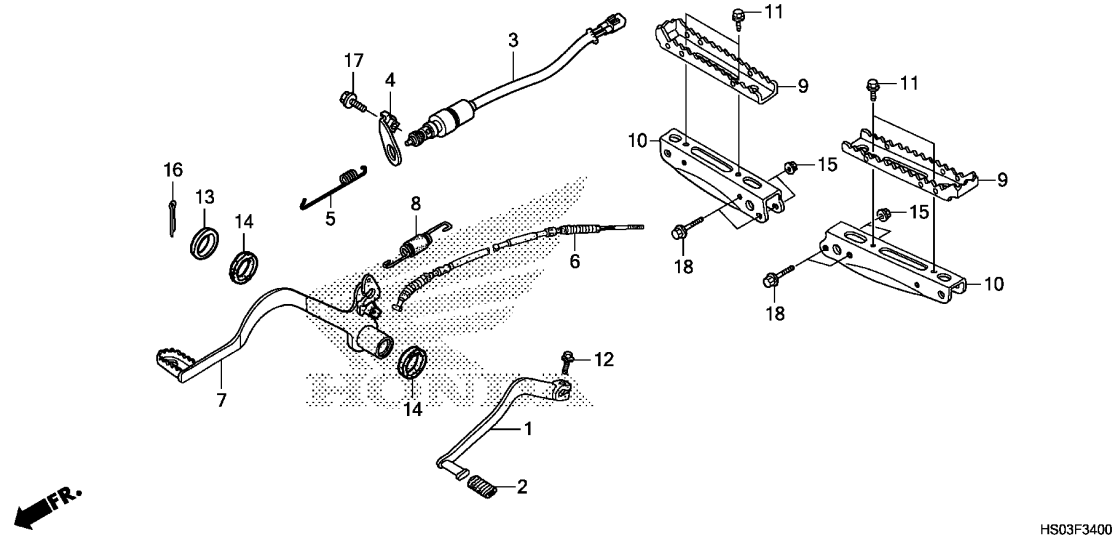
Ref. No.	L.O.N.	(Relative ref. Number) Description	F.R.T.
1	3131B4	GASKET, EXHAUST PIPE .....	0.2
2	313120	MUFFLER .....	0.5
3	313110	PIPE, EXHAUST .....	0.2
4	313125	COVER, EXHAUST PIPE .....	0.1
5	3131F3	COVER, MUFFLER :UPPER .....	0.4
6	3131P2	COVER, MUFFLER :LOWER .....	0.4
7	4111X4	COVER, MUFFLER .....	0.4
9	3131C4	GASKET, MUFFLER .....	0.2

3

Ref. No.	Part No.	Description	Reqd. QTY							Serial No.	Parts catalogue code
			TM G	TM H	TRX250 TM J	TE G	TE H	TE J			
1	18291-MN5-650	GASKET, EX. PIPE .....	1	1	1	1	1	1			
2	18310-HS0-A00	MUFFLER COMP. ....	1	1	1	1	1	1			
3	18320-HM8-B40	PIPE, EX. ....	1	1	1	1	1	1			
4	18321-HM8-000	COVER, EX. PIPE .....	1	1	1	1	1	1			
5	18323-HS0-A00	COVER, MUFFLER .....	1	1	1	1	1	1			
6	18324-HS0-A00	COVER, MUFFLER LOWER .....	1	1	1	1	1	1			
7	18325-HS0-A00	COVER, RR. PIPE .....	1	1	1	1	1	1			
8	18374-MN1-670	BAND, L. EX. PIPE .....	1	1	1	1	1	1			
9	18391-HM8-000	PACKING, MUFFLER .....	1	1	1	1	1	1			
10	19083-HW5-900	CLAMP, WATER HOSE, 83-108MM -	3	3	3	3	3	3			
11	19516-MB6-000	CLAMP, WATER HOSE .....	2	2	2	2	2	2			
12	50607-HM8-000	NUT, MOUNTING RUBBER .....	2	2	2	2	2	2			
13	50608-HM7-000	RUBBER, MUFFLER MOUNTING ....	2	2	2	2	2	2			
14	90011-750-801	BOLT, FLANGE, 6X12 .....	5	5	5	5	5	5			
15	90183-HM5-850	BOLT, ARRESTER .....	1	1	1	1	1	1			
16	90301-HM8-000	NUT, FLANGE, 8MM .....	2	2	2	2	2	2			
17	94103-06700	WASHER, PLAIN, 6MM .....	5	5	5	5	5	5			
18	95701-08016-07	BOLT, FLANGE, 8X16 .....	2	2	2	2	2	2			
19	95701-08035-08	BOLT, FLANGE, 8X35 .....	1	1	1	1	1	1			

# F-34

# PEDAL/STEP



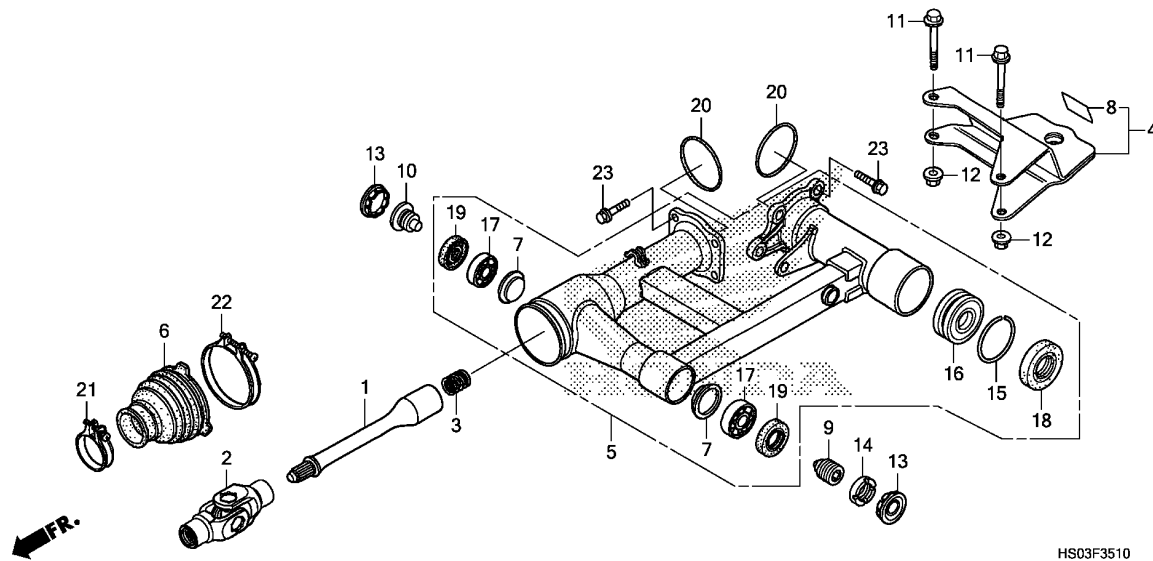
Ref. No.	L.O.N.	(Relative ref. Number) Description	F.R.T.
1	4101A1	PEDAL, GEAR CHANGE .....	0.1
3	6151B5	SWITCH, REAR STOP :PEDAL SIDE .....	0.2
6	811130	CABLE, REAR BRAKE .....	0.2
7		(14)	
	810160	PEDAL, REAR BRAKE .....	0.3
9	4101C5	BAR, MAIN STEP :LEFT .....	0.1
	4101C6	BAR, MAIN STEP :RIGHT .....	0.1
	4101J1	BAR, MAIN STEP :BOTH .....	0.1
10	4101C3	BRACKET, STEP :LEFT .....	0.3
	4101C4	BRACKET, STEP :RIGHT .....	0.3
	4101N7	BRACKET, STEP :BOTH .....	0.6

Ref. No.	Part No.	Description	Reqd. QTY						Serial No.	Parts catalogue code
			TM G	TM H	TM J	TE G	TE H	TE J		
1	24701-HM8-B40	PEDAL, GEAR CHANGE .....	1	1	1	-	-	-		
2	24781-371-000	RUBBER, CHANGE PEDAL .....	1	1	1	-	-	-		
3	35350-HM8-B00	SWITCH ASSY., RR. STOP .....	1	1	1	1	1	1		
4	35351-HM8-B00	STAY, STOP SWITCH .....	1	1	1	1	1	1		
5	35357-HM8-B00	SPRING, STOP SWITCH .....	1	1	1	1	1	1		
6	43470-HM8-000	CABLE COMP., FOOT BRAKE .....	1	1	1	1	1	1		
7	46500-HM8-B00	PEDAL COMP., BRAKE .....	1	1	1	1	1	1		
8	46513-HM7-000	SPRING ASSY., RR. BRAKE PEDAL .....	1	1	1	1	1	1		
9	50610-HN5-M40	STEP .....	2	2	2	2	2	2		
10	50611-HN8-000	BRACKET, STEP .....	2	2	2	2	2	2		
11	90111-197-890	BOLT, FLANGE, 6MM .....	4	4	4	4	4	4		
12	90118-968-000	BOLT, FLANGE, 6X20 .....	1	1	1	-	-	-		
13	90512-303-000	WASHER, 17.5MM .....	1	1	1	1	1	1		
14	91206-968-004	DUST SEAL, 17X23X3(ARAI) .....	2	2	2	2	2	2		
15	94050-08000	NUT, FLANGE, 8MM .....	4	4	4	4	4	4		
16	94201-30250	PIN, SPLIT, 3.0X25 .....	1	1	1	1	1	1		
17	95701-06014-00	BOLT, FLANGE, 6X14 .....	1	1	1	1	1	1		
18	95801-08045-00	BOLT, FLANGE, 8X45 .....	4	4	4	4	4	4		



# F-35-10

# SWINGARM



Ref. No.	L.O.N.	(Relative ref. Number) Description	F.R.T.
1	2131A5	SHAFT, PROPELLER .....	1.0
2	213115	JOINT, YOKE .....	1.0
4	4101D9	HITCH, TRAILER .....	0.1
5		(19)	
5	5121B0	SWINGARM ASSEMBLY .....	1.2
6	2131E7	BOOT, REAR PROPELLER SHAFT JOINT .....	1.0
16	5121E4	BEARING, REAR AXLE SHAFT :LEFT	1.4
17	5121C8	BEARING, SWINGARM PIVOT :LEFT	1.2
	5121C9	BEARING, SWINGARM PIVOT :RIGHT	1.2
	5121D0	BEARING, SWINGARM PIVOT :BOTH	1.4
20	5121J4	O-RING, SWINGARM .....	1.1

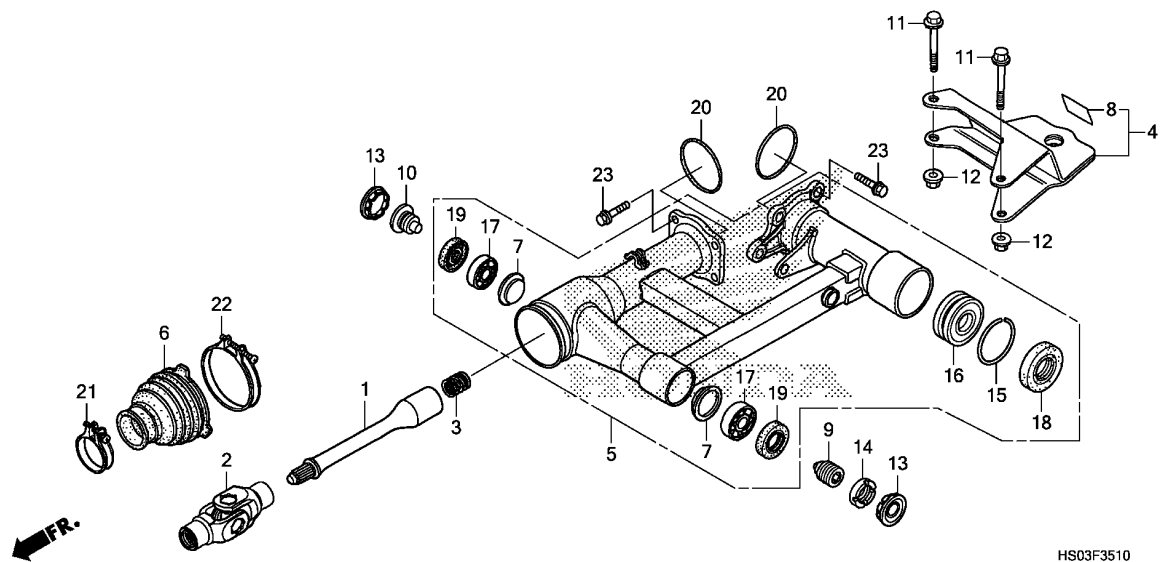
.NOTE: Same time for two units

3

Ref. No.	Part No.	Description	Reqd. QTY						Serial No.	Parts catalogue code
			TM G	TM H	TM J	TE G	TE H	TE J		
1	40201-HM8-000	SHAFT, PROPELLER .....	1	1	1	1	1	1		
2	40210-HN7-010	JOINT COMP., YOKE .....	1	1	1	1	1	1		
3	40215-HN0-671	SPRING, PROPELLER SHAFT .....	1	1	1	1	1	1		
4	50810-HM8-850	HITCH COMP., TRAILER .....	1	1	1	1	1	1	----- ED	
	50810-HM8-W00	.....	1	1	1	-	1	1	----- U	
5	52100-HM8-B20	SWINGARM ASSY., RR. ....	1	1	1	1	1	1		
6	52101-HM8-000	BOOT, JOINT .....	1	1	1	1	1	1		
7	52112-MA1-300	HOLDER, RR. FORK GREASE .....	2	2	2	2	2	2		
8	87508-HM8-850	LABEL, TRAILER HITCH .....	1	1	1	1	1	1	----- ED	
	87508-HM8-B80	.....	1	1	1	-	1	1	----- U	
9	90121-HM5-930	BOLT A, PIVOT .....	1	1	1	1	1	1		
10	90122-HM5-930	BOLT B, PIVOT .....	1	1	1	1	1	1		
11	90151-HC5-000	BOLT, FLANGE, 10X62 .....	2	2	2	2	2	2		
12	90305-HC0-770	NUT, SELF-LOCK, 10MM .....	2	2	2	2	2	2		
13	90312-HM5-670	CAP, LOCK NUT .....	2	2	2	2	2	2		
14	90355-469-000	NUT, SWINGARM PIVOT LOCK .....	1	1	1	1	1	1		
15	90601-HM8-000	CLIP, BEARING .....	1	1	1	1	1	1		
16	91054-HA0-771	BEARING, RADIAL BALL, 32X58X13X2 .....	1	1	1	1	1	1		
17	91066-HC4-004	BEARING, ANGULAR, 7203 .....	2	2	2	2	2	2		
18	91255-HN6-003	DUST SEAL, 32X58X10 .....	1	1	1	1	1	1		
19	91268-463-003	DUST SEAL, 26X40X5 .....	2	2	2	2	2	2		
20	91320-HM7-702	O-RING, 75X3.2(NOK) .....	2	2	2	2	2	2		
21	95018-44250	BAND, AIR CLEANER CONNECTING TUBE(44) .....	1	1	1	1	1	1		

# F-35-10

# SWINGARM

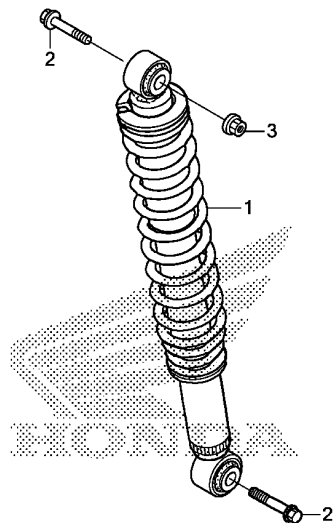


Ref. No.	Part No.	Description	Reqd. QTY						Serial No.	Parts catalogue code
			TM G	TM H	TM J	TE G	TE H	TE J		
22	95018-90320	BAND, AIR CLEANER CONNECTING TUBE(90)	1	1	1	1	1	1		
23	95701-10025-00	BOLT, FLANGE, 10X25	8	8	8	8	8	8		

**3**

**F-39**

**REAR CUSHION**



HS03F3900

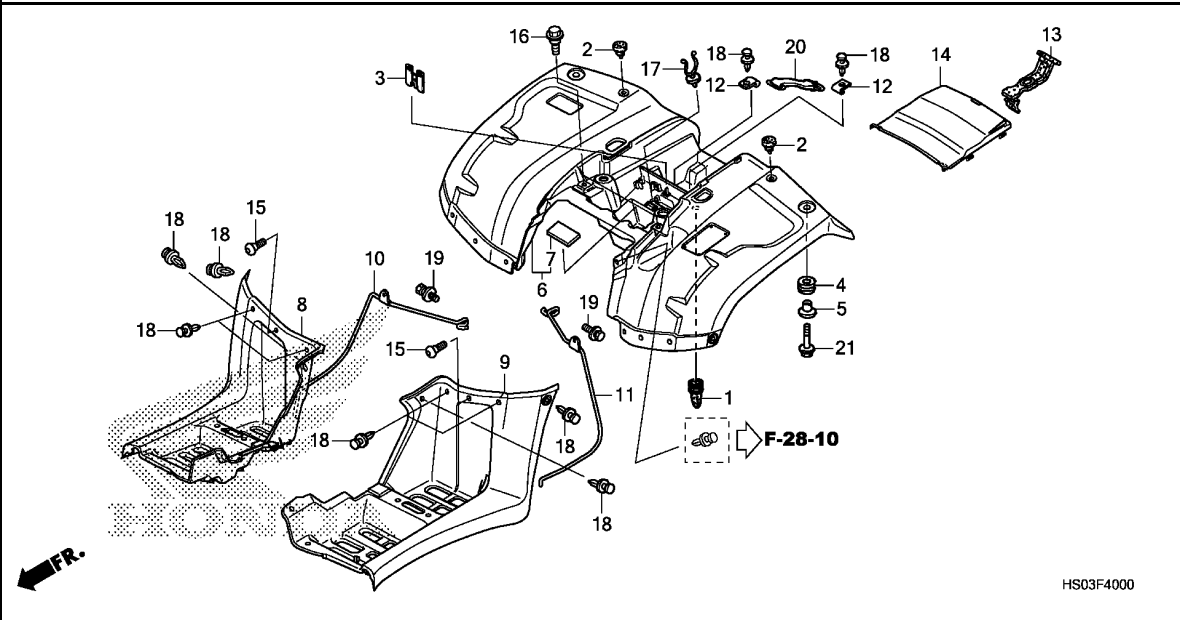
Ref. No.	L.O.N.	(Relative ref. Number) Description	F.R.T.
1	512115	CUSHION ASSY., REAR .....	0.3

**3**

Ref. No.	Part No.	Description	Reqd. QTY						Serial No.	Parts catalogue code
			TM G	TM H	TRX250 TM J	TE G	TE H	TE J		
1	52400-HM8-E01	CUSHION ASSY., RR. ....	1	1	1	1	1	1		
2	90120-HC4-000	BOLT, FLANGE, 10X50 .....	2	2	2	2	2	2		
3	90305-HC0-770	NUT, SELF-LOCK, 10MM .....	1	1	1	1	1	1		

# F-40

# REAR FENDER



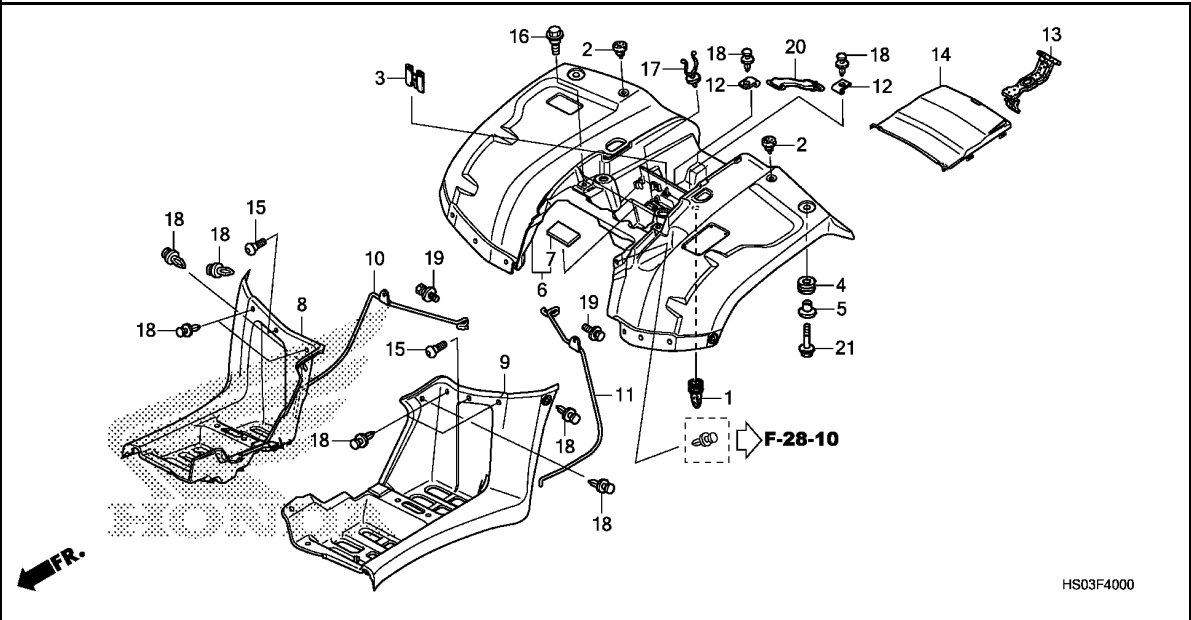
Ref. No.	L.O.N.	(Relative ref. Number) Description	F.R.T.
6	413102	FENDER, REAR .....	0.6
8	4131N2	MUDGUARD, CENTER :RIGHT .....	0.2
9	4131N1	MUDGUARD, CENTER :LEFT .....	0.2
10	4131C4	STAY, REAR FENDER :RIGHT .....	0.2
11	4131C3	STAY, REAR FENDER :LEFT .....	0.2
	4131L9	STAY, REAR FENDER :BOTH .....	0.4
14	4101B1	COVER, TOOL BOX .....	0.1

Ref. No.	Part No.	Description	Reqd. QTY							Serial No.	Parts catalogue code
			TM G	TM H	TM J	TE G	TE H	TE J			
1	17358-VM4-000	TUBE, DRAIN .....	1	1	1	1	1	1			
2	50505-GA7-730	RUBBER, STAND STOPPER .....	2	2	2	2	2	2			
3	50328-HN2-000	STAY, FUSE COUPLER .....	1	1	1	1	1	1			
4	61103-HM5-850	RUBBER, FR. FENDER MOUNTING - (FOR RR.)									
5	61104-357-000	COLLAR, FR. FENDER (FOR RR.)	2	2	2	2	2	2			
6	80100-HS0-E00ZA	FENDER, RR.									
	*R232*	.....PATRIOT RED	1	1	-	1	1	-	-----	ED	
	*GY149R*	.....SCOUT GREEN R	1	1	-	1	1	-	-----	ED	
	*R232*	.....PATRIOT RED	1	1	-	-	1	-	-----	U	
	*GY149R*	.....SCOUT GREEN R	1	1	-	-	1	-	-----	U	
	*R232*	.....PATRIOT RED	-	-	1	-	-	1	-----	ED	
	*G152*	.....ADVENTURE GREEN	-	-	1	-	-	1	-----	ED	
	*R232*	.....PATRIOT RED	-	-	1	-	-	1	-----	U	
	*G152*	.....ADVENTURE GREEN	-	-	1	-	-	1	-----	U	
7	80102-HN2-300	RUBBER, BATTERY MOUNTING .....	1	1	1	1	1	1			
8	80121-HM8-B00ZA	MUDGUARD, R. CENTER									
	*NH1*	.....BLACK	1	1	1	1	1	1			
9	80122-HM8-B00ZA	MUDGUARD, L. CENTER									
	*NH1*	.....BLACK	1	1	1	1	1	1			
10	80123-HM8-B00	STAY, R. RR. MUDGUARD .....	1	1	1	1	1	1			
11	80124-HM8-B00	STAY, L. RR. MUDGUARD .....	1	1	1	1	1	1			
12	80132-HM8-000	STAY B, TOOL BOX .....	2	2	2	2	2	2			
13	80214-HM5-850	BAND, TOOL BOX .....	1	1	1	1	1	1			
14	80311-HM8-B00ZD	COVER, TOOL BOX									
	*NH1*	.....BLACK	1	1	1	1	1	1			



# F-40

# REAR FENDER



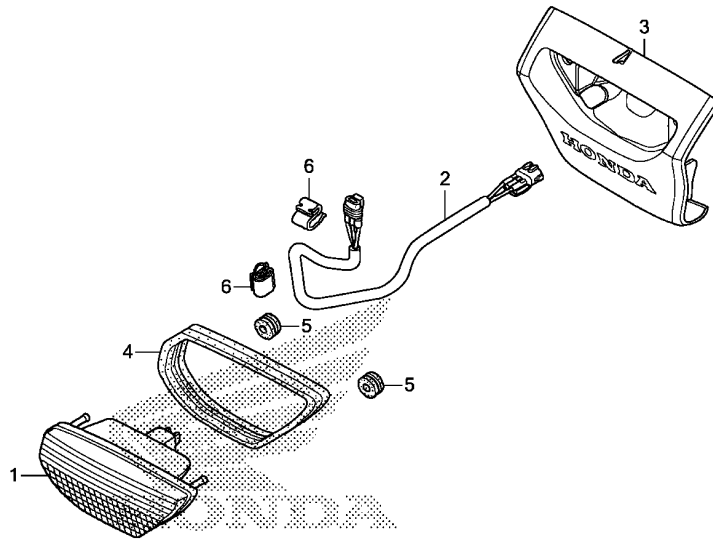
HS03F4000

Ref. No.	Part No.	Description	Reqd. QTY						Serial No.	Parts catalogue code
			TM G	TM H	TRX250 TM J	TE G	TE H	TE J		
15	90102-HN5-670	SCREW, SPECIAL, 6X8 .....	2	2	2	2	2	2		
16	90111-187-000	BOLT, FLANGE, 6MM .....	2	2	2	2	2	2		
17	90119-HA7-670	CLAMP, HARNESS .....	1	1	1	1	1	1		
18	90653-HC4-900	CLIP, MUDGUARD .....	10	10	10	10	10	10		
19	93404-06016-07	BOLT-WASHER, 6X16 .....	2	2	2	2	2	2		
20	95012-11001	BAND A, BATTERY .....	1	1	1	1	1	1		
21	95701-06022-00	BOLT, FLANGE, 6X22 .....	2	2	2	2	2	2		

3

# F-43

# TAILLIGHT



HS03F4300

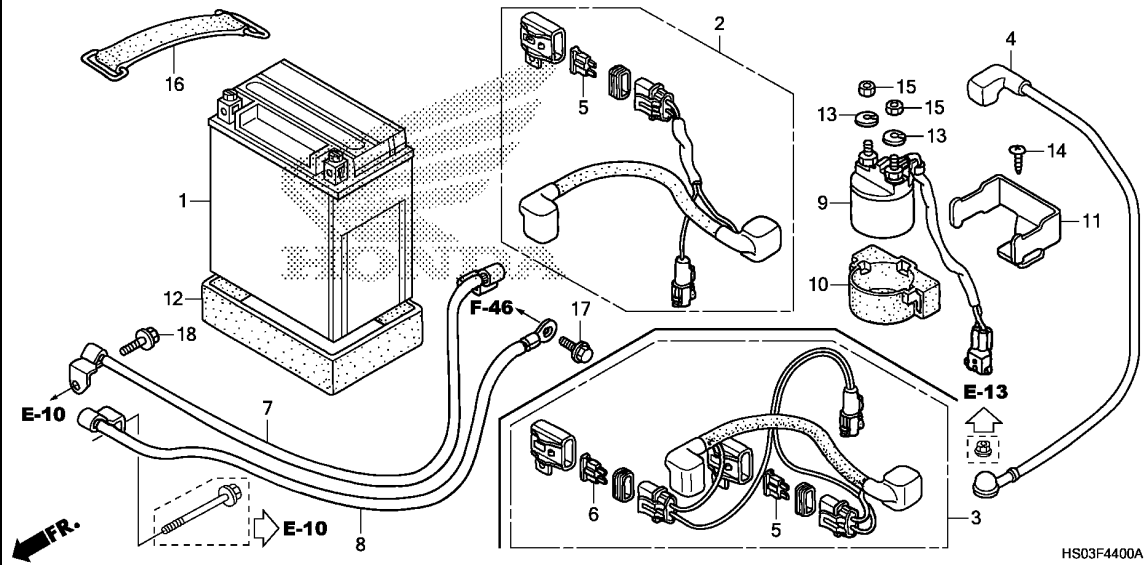
Ref. No.	L.O.N.	(Relative ref. Number) Description	F.R.T.
1	6161D5	TAILLIGHT UNIT .....	0.1
2	6111B4	CORD, TAILLIGHT .....	0.1

Ref. No.	Part No.	Description	Reqd. QTY						Serial No.	Parts catalogue code
			TM G	TM H	TM J	TE G	TE H	TE J		
1	33700-HN1-A71	LIGHT ASSY., TAIL & STOP ....	1	1	1	1	1	1		
2	33750-HM8-B00	SUB CORD, TAILLIGHT .....	1	1	1	1	1	1		
3	80211-HM8-B00ZD	LID, TOOL BOX *NH1*.....BLACK	1	1	1	1	1	1		
4	80215-HC4-000	RUBBER, TAILLIGHT .....	1	1	1	1	1	1		
5	80219-HC4-000	RUBBER, TAILLIGHT MOUNTING ..	2	2	2	2	2	2		
6	90660-SB2-000	CLIP, CORD .....	2	2	2	2	2	2		



# F-44

# BATTERY



Ref. No.	L.O.N.	(Relative ref. Number) Description	F.R.T.
1	610100	BATTERY .....	0.2
2		(3)	
	610105	CABLE, POSITIVE BATTERY .....	0.1
4	612115	CABLE, STARTER MOTOR .....	0.2
7	610110	CABLE, NEGATIVE BATTERY .....	0.2
	610110A	.Replace 1 cable add .....	0.1
8	6101A2	CABLE, NEGATIVE BATTERY (A) ...	0.2
	6101A2A	.Replace 1 cable add .....	0.1
9	615113	SWITCH, STARTER MAGNETIC .....	0.3

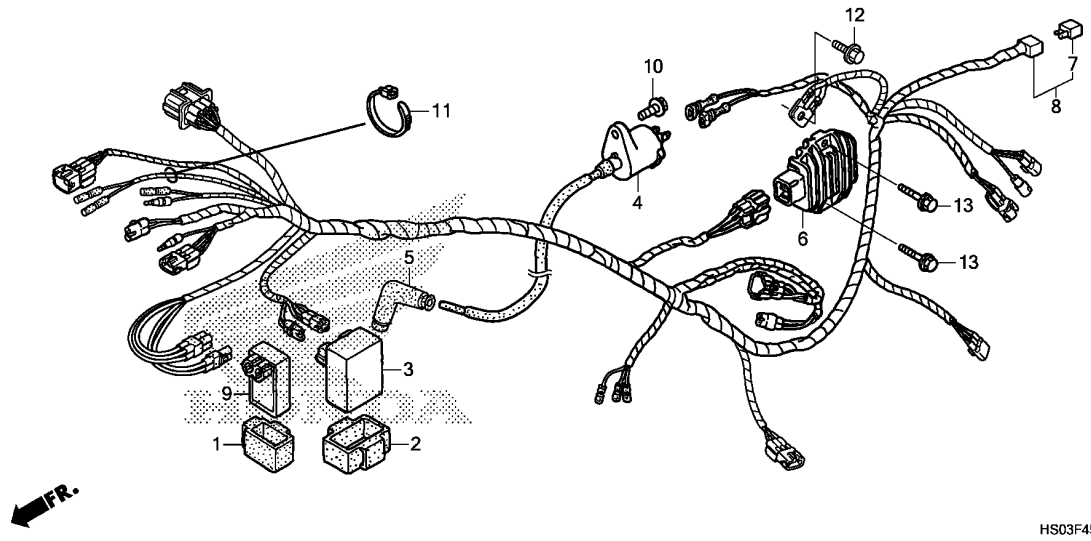
HS03F4400A

3

Ref. No.	Part No.	Description	Reqd. QTY						Serial No.	Parts catalogue code
			TM G	TM H	TM J	TE G	TE H	TE J		
1	31500-HM8-F11	BATTERY (YTX12-BS) (YUASA) .....	1	1	1	1	1	1	----- ED	
	31500-HF1-678	.....	1	1	1	-	-	-	----- U	
2	32401-HM8-B60	CABLE, STARTER BATTERY .....	1	1	1	-	-	-		
3	32401-HM8-B70	CABLE, STARTER BATTERY .....	-	-	-	1	1	1		
4	32402-HM8-010	CABLE, STARTER MOTOR .....	1	1	1	1	1	1		
5	32504-SM4-003	FUSE (F15) (LITTEL) .....	1	1	1	1	1	1		
6	32507-SM4-003	FUSE (F30) (LITTEL) .....	-	-	-	1	1	1		
7	32601-HM8-B00	CABLE, BATTERY EARTH .....	1	1	1	1	1	1		
8	32603-HM8-B00	CABLE, FRAME EARTH .....	1	1	1	1	1	1		
9	35850-HM8-B00	SWITCH ASSY., STARTER MAGNETIC .....	1	1	1	1	1	1		
10	35856-425-000	RUBBER, MAGNETIC SHOCK .....	1	1	1	1	1	1		
11	50326-HC4-000	STAY, STARTER MAGNETIC .....	1	1	1	1	1	1		
12	50383-HF1-670	RUBBER, BATTERY BAND .....	1	1	1	1	1	1		
13	90052-ZA0-800	WASHER, SPRING, 6MM .....	2	2	2	2	2	2		
14	93903-25220	SCREW, TAPPING, 5X12 .....	1	1	1	1	1	1		
15	94002-06390-0S	NUT, HEX., 6MM .....	2	2	2	2	2	2		
16	95012-13001	BAND B2, BATTERY .....	1	1	1	1	1	1		
17	95701-06010-00	BOLT, FLANGE, 6X10 .....	1	1	1	1	1	1		
18	95701-06016-00	BOLT, FLANGE, 6X16 .....	1	1	1	1	1	1		

# F-45

# WIRE HARNESS(TRX250TM)



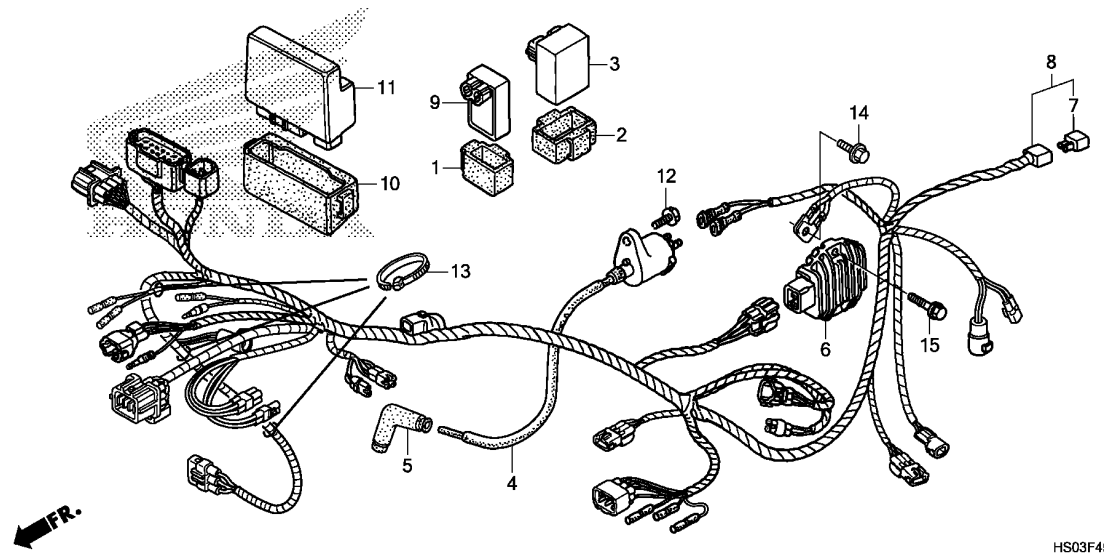
Ref. No.	L.O.N.	(Relative ref. Number) Description	F.R.T.
3	6141A1	IGNITION CONTROL MODULE .....	0.4
4	614105	COIL, IGNITION .....	0.4
6	6131B2	RECTIFIER, REGULATE .....	0.3
7	6131B3	RECTIFIER, SILICON .....	0.2
8	611100	HARNESS, WIRE .....	0.9
9	8121G7	ALARM UNIT, OIL TEMPERATURE ..	0.4

Ref. No.	Part No.	Description	Reqd. QTY						Serial No.	Parts catalogue code
			TM G	TM H	TM J	TE G	TE H	TE J		
1	30401-GB6-000	CUSHION, C.D.I. UNIT .....	1	1	1	-	-	-		
2	30401-HB6-000	CUSHION, C.D.I. UNIT .....	1	-	-	-	-	-		
	30401-HB6-010	.....	-	1	1	-	-	-		
3	30410-HN6-000	C.D.I. UNIT .....	1	1	1	-	-	-		
4	30510-HN6-000	COIL COMP., IGNITION .....	1	1	1	-	-	-		
5	30700-965-013	CAP ASSY., NOISE SUPPRESSOR ..	1	1	1	-	-	-		
6	31600-HM8-B00	RECTIFIER ASSY., REGULATOR ..	1	1	1	-	-	-		
7	31700-124-008	RECTIFIER ASSY., SILICON (SHINDENGEN)	1	1	1	-	-	-		
8	32100-HM8-V60	HARNESS, WIRE .....	1	1	1	-	-	-		
9	38710-HM8-004	ALARM UNIT .....	1	1	1	-	-	-		
10	90112-GK8-010	BOLT, FLANGE, 5X22 .....	1	1	1	-	-	-		
11	90652-KT1-771	BAND, WIRE(BLACK) .....	1	1	1	-	-	-		
12	95701-06010-00	BOLT, FLANGE, 6X10 .....	1	1	1	-	-	-		
13	95701-06020-00	BOLT, FLANGE, 6X20 .....	2	2	2	-	-	-		



# F-45-1

# WIRE HARNESS(TRX250TE)



Ref. No.	L.O.N.	(Relative ref. Number) Description	F.R.T.
3	6141A1	IGNITION CONTROL MODULE .....	0.4
4	614105	COIL, IGNITION .....	0.4
6	6131B2	RECTIFIER, REGULATE .....	0.3
7	6131B3	RECTIFIER, SILICON .....	0.2
8	611100	HARNESS, WIRE .....	0.9
9	8121G7	ALARM UNIT, OIL TEMPERATURE ..	0.4
11	6181A5	CONTROL UNIT, CHANGE .....	0.4

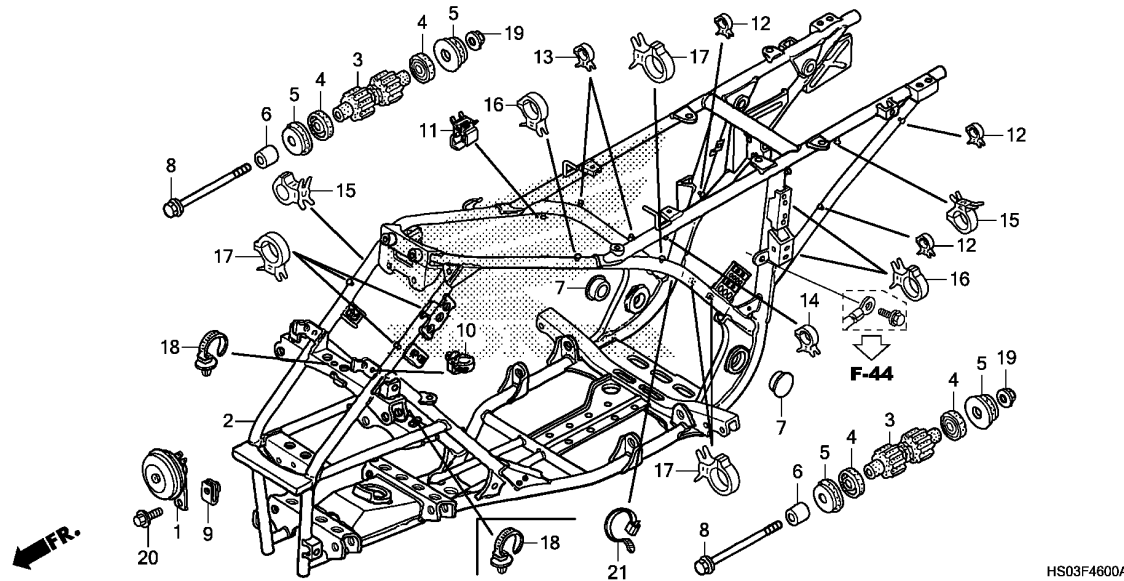
HS03F4501

3

Ref. No.	Part No.	Description	Reqd. QTY						Serial No.	Parts catalogue code
			TM G	TM H	TM J	TE G	TE H	TE J		
1	30401-GB6-000	CUSHION, C.D.I. UNIT .....	-	-	-	1	1	1		
2	30401-HB6-000	CUSHION, C.D.I. UNIT .....	-	-	-	1	-	-		
	30401-HB6-010	.....	-	-	-	-	1	1		
3	30410-HN6-000	C.D.I. UNIT .....	-	-	-	1	1	1		
4	30510-HN6-000	COIL COMP., IGNITION .....	-	-	-	1	1	1		
5	30700-965-013	CAP ASSY., NOISE SUPPRESSOR ..	-	-	-	1	1	1		
6	31600-HM8-B00	RECTIFIER ASSY., REGULATOR ..	-	-	-	1	1	1		
7	31700-124-008	RECTIFIER ASSY., SILICON (SHINDENGEN)	-	-	-	1	1	1		
8	32100-HM8-V70	HARNESS, WIRE .....	-	-	-	1	1	1		
9	38710-HM8-004	ALARM UNIT .....	-	-	-	1	1	1		
10	38901-HN5-A10	SUSPENSION, CONTROL UNIT .....	-	-	-	1	1	1		
11	38910-HM8-A51	CONTROL UNIT, CHANGE .....	-	-	-	1	1	1		
12	90112-GK8-010	BOLT, FLANGE, 5X22 .....	-	-	-	1	1	1		
13	90652-KT1-771	BAND, WIRE(BLACK) .....	-	-	-	3	3	3		
14	95701-06010-00	BOLT, FLANGE, 6X10 .....	-	-	-	1	1	1		
15	95701-06020-00	BOLT, FLANGE, 6X20 .....	-	-	-	2	2	2		

# F-46

# FRAME BODY

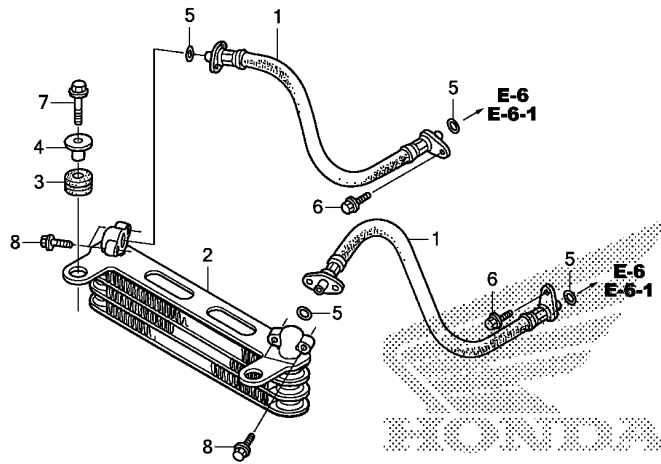


Ref. No.	L.O.N.	(Relative ref. Number) Description	F.R.T.
1	616169	HORN .....	0.1
2	410100	BODY, FRAME .....	7.1
.INCLUDES: Engine removal and installation			

Ref. No.	Part No.	Description	Reqd. QTY						Serial No.	Parts catalogue code
			TM G	TM H	TM J	TE G	TE H	TE J		
1	38110-KL3-673	HORN ASSY.(HIGH) .....	1	1	1	1	1	1		
2	50100-HS0-A00	BODY COMP., FRAME .....	1	1	1	1	1	1		
3	50202-HM8-B41	RUBBER, ENGINE LOWER MOUNTING .....	2	2	2	2	2	2		
4	50203-HM7-003	DUST SEAL, ENGINE MOUNTING ..	4	4	4	4	4	4		
5	50204-HM8-000	RUBBER C, MOUNTING .....	4	4	4	4	4	4		
6	50205-HM8-000	COLLAR, ENGINE HANGER .....	2	2	2	2	2	2		
7	50750-MB0-000	CAP, MAIN STAND PIPE .....	2	2	2	2	2	2		
8	90115-HM8-003	BOLT, FLANGE, 10X145 .....	2	2	2	2	2	2		
9	90319-SL0-000	NUT, CLIP, 8MM .....	1	1	1	1	1	1		
10	90652-HC4-003	CLAMP, HARNESS .....	-	-	-	1	1	1		
11	90662-MGS-D81	CLAMP, BRAKE PIPE(7.0) .....	1	1	1	1	1	1		
12	90690-GHB-631	CLIP, CABLE, 8MM .....	3	3	3	3	3	3		
13	90690-GHB-641	CLIP, CABLE, 10MM .....	2	2	2	2	2	2		
14	90690-GHB-651	CLIP, CABLE, 15MM .....	1	1	1	1	1	1		
15	90690-GHB-661	CLIP, CABLE, 20MM .....	2	2	2	2	2	2		
16	90690-GHB-671	CLIP, CABLE, 25MM .....	3	3	3	3	3	3		
17	90690-GHB-681	CLIP, CABLE, 30MM .....	6	6	6	6	6	6		
18	91540-S30-003	CLIP, HARNESS BAND(NATURAL) (151.5MM)	1	1	1	2	2	2		
19	94050-10000	NUT, FLANGE, 10MM .....	2	2	2	2	2	2		
20	95701-08016-07	BOLT, FLANGE, 8X16 .....	1	1	1	1	1	1		
21	90651-KV6-003	BAND, WIRE, 165MM(BLACK) ----	1	1	1	1	1	1		

# F-48

# OIL COOLER



FR.

HS03F4800

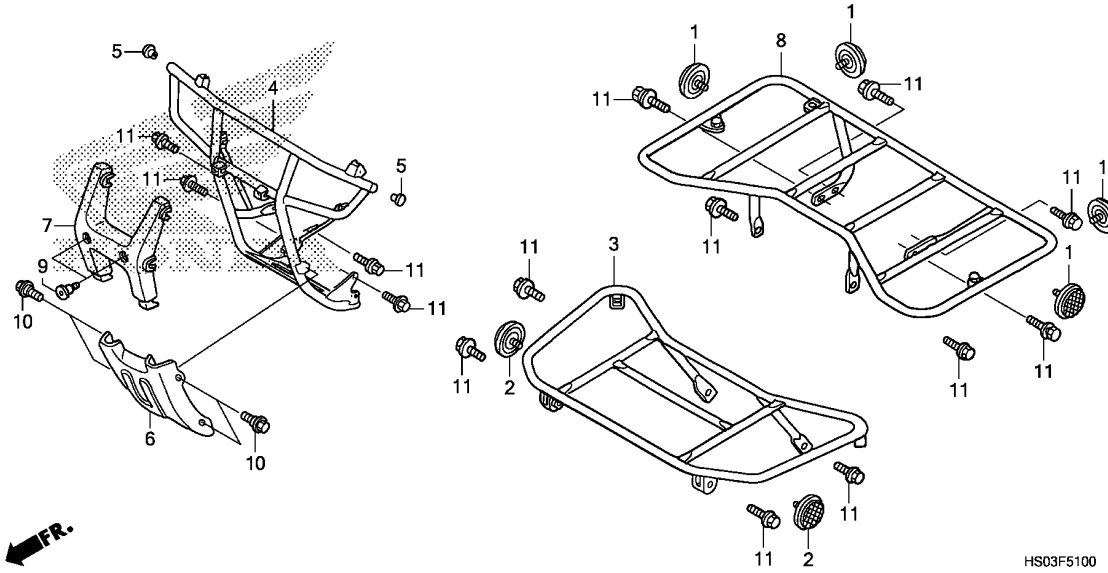
Ref. No.	L.O.N.	(Relative ref. Number) Description	F.R.T.
1	1131C1	HOSE OR O-RING, OIL COOLER :LEFT .....	0.4
	1131C2	HOSE OR O-RING, OIL COOLER :RIGHT .....	0.4
	1131A7	HOSE OR O-RING, OIL COOLER :BOTH .....	0.6
2	1131B4	COOLER, OIL .....	0.5

3

Ref. No.	Part No.	Description	Reqd. QTY						Serial No.	Parts catalogue code
			TM G	TM H	TM J	TE G	TE H	TE J		
1	15520-HN6-A30	HOSE COMP., OIL .....	2	2	2	2	2	2		
2	15600-HM8-F01	COOLER COMP., RR. OIL .....	1	1	1	1	1	1		
3	19051-KA3-830	RUBBER, RADIATOR MOUNTING ...	2	2	2	2	2	2		
4	19052-MGH-640	COLLAR, RADIATOR MOUNTING ...	2	2	2	2	2	2		
5	91314-HN6-000	O-RING, 11X2.4 .....	4	4	4	4	4	4		
6	95701-06018-00	BOLT, FLANGE, 6X18 .....	2	2	2	2	2	2		
7	95701-06022-00	BOLT, FLANGE, 6X22 .....	2	2	2	2	2	2		
8	96001-06020-00	BOLT, FLANGE, 6X20 .....	4	4	4	4	4	4		

# F-51

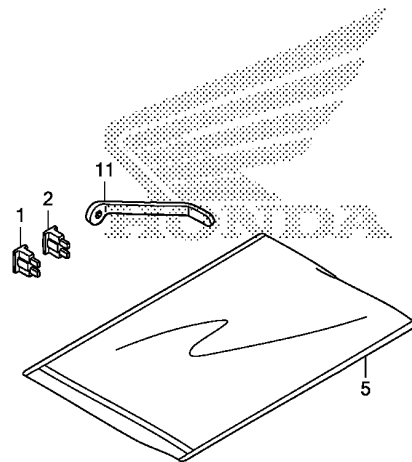
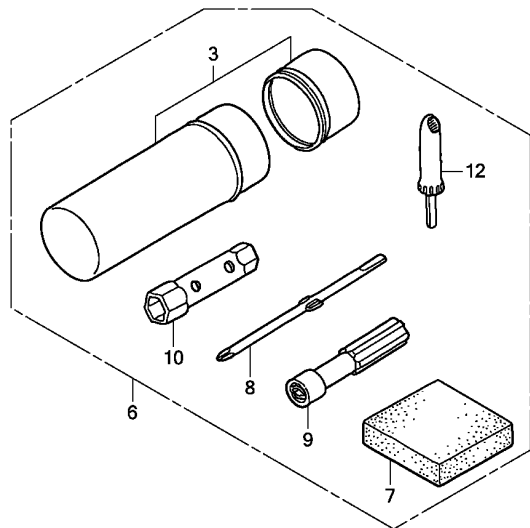
# CARRIER



Ref. No.	L.O.N.	(Relative ref. Number) Description	F.R.T.
3	4101H5	CARRIER, LUGGAGE :FRONT	0.2
4	4101H3	PIPE, FRONT CARRY	0.4
6	4101U1	PLATE, SKID :FRONT	0.1
7	4101H4	GUARD, FRONT PIPE	0.1
8	4101H6	CARRIER, LUGGAGE :REAR	0.2

Ref. No.	Part No.	Description	Reqd. QTY						Serial No.	Parts catalogue code
			TM G	TM H	TM J	TE G	TE H	TE J		
1	33741-HB9-641	REFLECTOR, RR. REFLEX(RED) ..	4	4	4	4	4	4		
2	33742-HB9-641	REFLECTOR, FR. REFLEX(AMBER)	2	2	2	2	2	2		
3	81100-HM8-V60	CARRIER, FR. LUGGAGE .....	1	1	1	1	1	1		
4	81150-HM8-B40	PIPE COMP., FR. CARRIER .....	1	1	1	1	1	1		
5	81155-HN7-000	CAP, FR. LUGGAGE CARRIER .....	2	2	2	2	2	2		
6	81160-HM8-610ZB	PLATE, FR. SKID *NH533*.....BP DARK GRAY	1	1	1	1	1	1		
7	81170-HM8-B00ZA	GUARD, FR. PIPE *NH1*.....BLACK	1	1	1	1	1	1		
8	81300-HM8-V60	CARRIER, RR. LUGGAGE .....	1	1	1	1	1	1		
9	90106-KBV-000	SCREW, PAN, 6X14 .....	2	2	2	2	2	2		
10	90186-GBC-000	BOLT, FLANGE, 8X18 .....	4	4	4	4	4	4		
11	95701-08016-07	BOLT, FLANGE, 8X16 .....	14	14	14	14	14	14		





HS03F5200A

Ref. L.O.N. (Relative ref. Number) F.R.T.  
No. Description

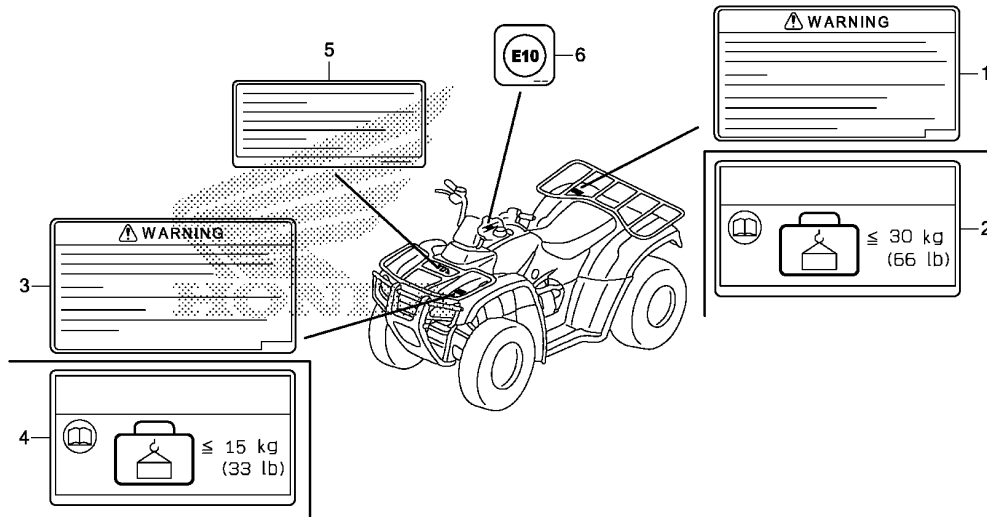
NO INFORMATION .....

3

Ref. No.	Part No.	Description	Reqd. QTY						Serial No.	Parts catalogue code
			TM G	TM H	TM J	TE G	TE H	TE J		
1	32504-SM4-003	FUSE(F15) (LITTEL) .....	1	1	1	1	1	1		
2	32507-SM4-003	FUSE(F30) (LITTEL) .....	-	-	-	1	1	1		
3	83501-152-000	BOX, TOOL .....	1	1	1	1	1	1		
5	83642-HM5-A10	BAG, OWNERS MANUAL .....	1	1	1	1	1	1		
6	89010-HM8-000	TOOL SET .....	1	1	1	1	1	1		
7	89015-HF1-670	SPONGE, TOOL BOX .....	1	1	1	1	1	1		
8	89102-538-000	DRIVER, SCREW(NO.2 + -) .....	1	1	1	1	1	1		
9	89103-538-000	GRIP .....	1	1	1	1	1	1		
10	89213-HB3-000	WRENCH, PLUG .....	1	1	1	1	1	1		
11	89227-HN0-A10	TOOL, GEAR CHANGE .....	-	-	-	1	1	1		
12	89301-HA0-772	GAUGE, TIRE PRESSURE(RIKEN) .....	1	1	1	1	1	1		

# F-53

# CAUTION LABEL



HS03F5300A

Ref. L.O.N. (Relative ref. Number) F.R.T.  
No. Description

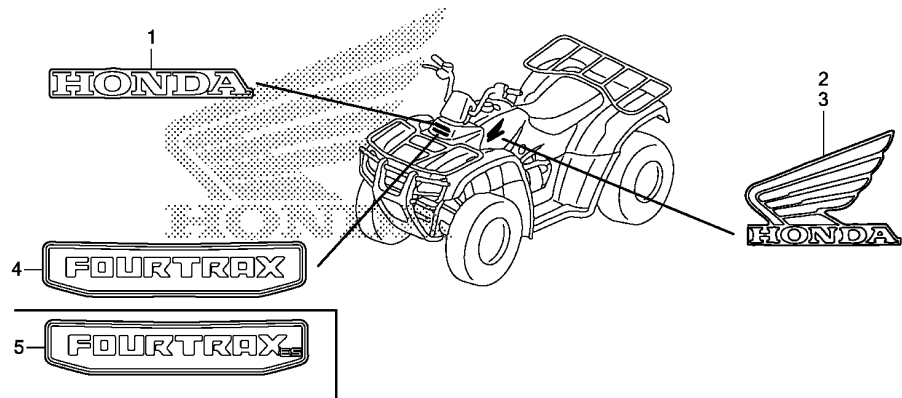
NO INFORMATION .....

Ref. No.	Part No.	Description	Reqd. QTY							Serial No.	Parts catalogue code
			TM G	TM H	TM J	TE G	TE H	TE J	TRX250		
1	87512-HF1-960	LABEL, RR. CARRIER .....	1	1	1	-	1	1	-----	U	
2	87512-HM8-850	LABEL, RR. CARRIER .....	1	1	1	1	1	1	-----	ED	
3	87513-HF1-960	LABEL, FR. CARRIER .....	1	1	1	-	1	1	-----	U	
4	87513-HM8-850	LABEL, FR. CARRIER .....	1	1	1	1	1	1	-----	ED	
5	87562-HM8-850	LABEL, FRENCH TRANSLATION ...	1	1	1	1	1	1	-----	ED	
6	87576-HL3-E00	LABEL, FUEL .....	-	1	1	-	1	1	-----	ED	



F-54

MARK/EMBLEM



HS03F5400

Ref. L.O.N. (Relative ref. Number) F.R.T.  
No. Description

NO INFORMATION .....

3

Ref. No.	Part No.	Description	Reqd. QTY						Serial No.	Parts catalogue code
			TM G	TM H	TM J	TE G	TE H	TE J		
1	86101-HS0-A00ZA	MARK, HONDA(100MM) *TYPE1*.....	1	1	-	1	1	-		
	87127-HM8-B80ZA	MARK, HONDA *TYPE1*.....	1	-	-	1	-	-		
	86101-HS0-A20ZA	MARK, HONDA(100MM) *TYPE1*.....	-	1	1	-	1	1		
	87127-HM8-B80ZB	MARK, HONDA *TYPE2*.....	-	-	1	-	-	1		
2	86201-HS0-A00ZA	MARK, R. WING(105MM) *TYPE1*.....	1	1	-	1	1	-		
	87121-HM8-B20ZA	EMBLEM, R. FUEL TANK COVER *TYPE1*.....	1	-	-	1	-	-		
	86201-HR3-A20ZB	MARK, R. WING(105MM) *TYPE1*.....	-	1	1	-	1	1		
	87121-HM8-B20ZB	EMBLEM, R. FUEL TANK COVER *TYPE3*.....	-	-	1	-	-	1		
3	86202-HS0-A00ZA	MARK, L. WING(105MM) *TYPE1*.....	1	1	-	1	1	-		
	87122-HM8-B20ZA	EMBLEM, L. FUEL TANK COVER *TYPE1*.....	1	-	-	1	-	-		
	86202-HR3-A20ZB	MARK, L. WING(105MM) *TYPE1*.....	-	1	1	-	1	1		
	87122-HM8-B20ZB	EMBLEM, L. FUEL TANK COVER *TYPE3*.....	-	-	1	-	-	1		
4	86611-HS0-E00ZA	MARK, FR. FENDER *TYPE1*.....	1	1	1	-	-	-		
5	86611-HS0-E10ZA	MARK, FR. FENDER *TYPE1*.....	-	-	-	1	1	1		







## PART NO. INDEX

Part Number	Page	Ref.	Part Number	Page	Ref.	Part Number	Page	Ref.	Part Number	Page	Ref.	Part Number	Page	Ref.
92000			94301-08100	46	38	95701-06022-08	42	6						
			94301-08140	38	17	95701-06025-00	38	18						
92800-12000	55	13		44	20		51	27						
92900-08025-0B	38	15		46	39	95701-06030-00	84	22						
				49	8	95701-06035-00	49	10						
93000				51	24		51	28						
				55	15	95701-06040-00	44	21						
93402-06012-08	80	23	94510-10000	49	9		46	41						
93404-06016-07	100	19		53	7		51	29						
93500-03012-1A	49	7	94510-12000	60	37		55	17						
93500-04016-0G	69	39	94514-32000	78	7	95701-06045-08	46	42						
93500-05014-0G	69	40	94514-40000	78	8	95701-06055-00	38	19						
93500-05018-0G	69	41	94520-40000	73	13	95701-06065-00	38	20						
93500-05025-0G	69	42	94520-58000	84	19		55	18						
93500-05028-0G	69	43	94601-15000	56	8	95701-06100-00	38	21						
93500-06016-0G	69	44				95701-08016-07	72	15						
93600-04012-1G	71	27	95000				73	14						
93891-06012-08	92	22					89	25						
93892-04008-18	62	25	95002-02070	93	22		94	18						
93892-04014-18	63	26	95002-02089	63	30		105	20						
93892-04016-18	63	27	95002-02659	63	31		107	11						
93892-05012-18	63	28	95002-35000	87	39	95701-08035-08	72	16						
93893-04014-17	71	28	95005-35290-50	63	32		94	19						
93893-04022-07	69	45	95005-35800-30	87	40	95701-10025-00	97	23						
93903-24320	76	18	95005-35900-30	87	41	95801-06025-00	54	12						
93903-24420	67	9	95005-45140-20	63	33	95801-08025-00	84	23						
93903-25220	66	8	95011-63000	88	23	95801-08045-00	89	26						
	76	19	95012-11001	89	24		95	18						
	102	14		100	20	95801-10065-00	78	9						
93904-26210	76	20	95012-13001	91	7									
				102	16	96000								
94000			95014-73100	84	20									
			95015-32001	84	21	96001-06012-00	38	22						
94001-06070-0S	69	46	95018-44250	96	21	96001-06016-00	89	27						
94002-06000-0S	69	47	95018-90320	97	22	96001-06020-00	106	8						
94002-06390-0S	102	15	95701-06008-00	48	29	96001-06022-07	71	31						
94030-08000	44	19	95701-06010-00	102	17	96001-06025-00	38	23						
	46	36		103	12	96100-62040-00	58	33						
94031-12280	74	6		104	14	96100-62060-00	87	42						
94050-06000	63	29	95701-06010-02	93	23	96140-62020-00	58	34						
	71	29	95701-06012-08	91	8	96150-62033-10	73	15						
	84	18	95701-06014-00	46	40	96220-40138	60	39						
	93	21		51	25	96400-10045-00	77	8						
94050-06070	67	10		58	32									
94050-08000	38	16		76	21	98000								
	95	15		95	17									
94050-10000	105	19	95701-06016-00	55	16	98069-57916	38	24						
94101-05800	46	37		93	24	98069-57926	38	24						
94102-08800	87	38		102	18	98069-58916	39	24						
94103-06700	94	17	95701-06016-07	51	26	98069-58926	39	24						
94109-12000	55	14		71	30	98069-59916	39	24						
	65	2	95701-06018-00	106	6	98069-59926	39	24						
94201-20220	73	11	95701-06020-00	60	38									
	74	7		103	13									
94201-30180	79	4		104	15	99000								
94201-30250	73	12	95701-06022-00	76	22	99101-GHB-0920	63	34						
	95	16		93	25	99101-GHB-0980	63	34						
94201-40300	82	14		100	21	99103-MT2-0380	63	35						
94201-40400	83	9		106	7									

# PART NAME INDEX

Part name	Page	Ref.	Part name	Page	Ref.	Part name	Page	Ref.
[ A ]			BEARING, RADIAL BALL, 43X68X13	86	30	BOLT, FLANGE, 6X18 .....	106	6
ADJUSTER ASSY. ....	80	16	BEARING, RADIAL BALL, 6004 ....	82	12	BOLT, FLANGE, 6X20 .....	60	38
ADJUSTER, TENSIONER .....	42	3	BEARING, RADIAL BALL, 6202U ...	58	34		95	12
AIR CLEANER .....	92	10	BEARING, RADIAL BALL, 6203UU ..	73	15		103	13
ALARM UNIT .....	103	9	BEARING, RADIAL BALL, 6204 ....	58	33		104	15
	104	9	BEARING, RADIAL BALL, 6206 ....	87	42	BOLT, FLANGE, 6X22 .....	106	8
ARM ASSY., LOWER .....	78	1	BEARING, RADIAL BALL, 626ZZ ...	46	29		42	6
ARM ASSY., L. UPPER .....	78	5	BEARING, RADIAL BALL, 6807 ....	60	36		71	31
ARM ASSY., R. UPPER .....	78	4	BEARING, RADIAL BALL, 6903 ....	48	26		76	22
ARM A, GEARSHIFT .....	59	17	BEARING, RADIAL BALL, 696ZZ ...	46	28		93	25
ARM COMP., CAM CHAIN TENSIONER	42	2	BEARING, RADIAL BALL, 698ZZ ...	46	30		100	21
ARM COMP., GEARSHIFT MASTER ..	59	12	BEARING, RADIAL BALL, 698ZZ ...	46	30		106	7
ARM COMP., SUB GEARSHIFT			BODY COMP., AIR CLEANER .....	92	1	BOLT, FLANGE, 6X25 .....	38	18
SPINDLE	59	18	BODY COMP., FRAME .....	105	2			23
ARM COMP., THROTTLE .....	68	14	BOLT .....	61	15		51	27
ARM, EX. VALVE ROCKER .....	40	5	BOLT-WASHER, 6X12 .....	80	23		54	12
ARM, IN. VALVE ROCKER .....	40	4	BOLT-WASHER, 6X16 .....	100	19	BOLT, FLANGE, 6X30 .....	84	22
ARM, REVERSE ASSISTANT .....	69	27	BOLT A, PIVOT .....	96	9	BOLT, FLANGE, 6X35 .....	49	10
ARM, RR. BRAKE .....	84	7	BOLT B, PIVOT .....	96	10		51	28
[ B ]			BOLT, ARRESTER .....	94	15	BOLT, FLANGE, 6X40 .....	44	21
			BOLT, CLUTCH ADJUSTING .....	44	13		46	41
				45	16		51	29
			BOLT, DRAIN PLUG, 12MM .....	55	13		55	17
BAG, OWNERS MANUAL .....	108	5	BOLT, FLANGE SOCKET, 6X20 .....	93	17	BOLT, FLANGE, 6X45 .....	46	42
BALL, STEEL, #6 .....	69	36	BOLT, FLANGE UBS, 10X66 .....	61	16	BOLT, FLANGE, 6X55 .....	38	19
BAND A, BATTERY .....	89	24	BOLT, FLANGE, 10X145 .....	105	8	BOLT, FLANGE, 6X65 .....	38	20
	100	20	BOLT, FLANGE, 10X25 .....	97	23		55	18
BAND B2, BATTERY .....	91	7	BOLT, FLANGE, 10X35 .....	86	21	BOLT, FLANGE, 6X8 .....	48	29
	102	16	BOLT, FLANGE, 10X45 .....	77	8	BOLT, FLANGE, 8X12 .....	70	23
BAND SET .....	68	7	BOLT, FLANGE, 10X50 .....	77	5		80	20
BAND, AIR CLEANER CONNECTING				98	2	BOLT, FLANGE, 8X16 .....	72	15
TUBE	96	21	BOLT, FLANGE, 10X62 .....	96	11		73	14
	97	22	BOLT, FLANGE, 10X65 .....	78	9		89	25
BAND, CONNECTING TUBE .....	92	18	BOLT, FLANGE, 5X22 .....	103	10		94	18
		20		104	12		105	20
		21	BOLT, FLANGE, 6MM .....	76	16		107	11
BAND, L. EX. PIPE .....	94	8		95	11	BOLT, FLANGE, 8X18 .....	86	22
BAND, TOOL BOX .....	99	13		100	16		107	10
BAND, WIRE .....	103	11	BOLT, FLANGE, 6X10 .....	70	21	BOLT, FLANGE, 8X20 .....	86	19
	104	13		93	23	BOLT, FLANGE, 8X25 .....	84	23
BAND, WIRE HARNESS .....	72	14		102	17	BOLT, FLANGE, 8X27 .....	86	20
BAND, WIRE, 165MM .....	105	21		103	12	BOLT, FLANGE, 8X35 .....	72	16
BATTERY .....	102	1		104	14		94	19
BEARING SET, NEEDLE .....	85	1	BOLT, FLANGE, 6X100 .....	38	21	BOLT, FLANGE, 8X45 .....	89	26
BEARING, ANGULAR, 7203 .....	96	17	BOLT, FLANGE, 6X12 .....	38	22		95	18
BEARING, BALL, 6207C3 .....	56	7		91	8	BOLT, GEARSHIFT DRUM STOPPER		
BEARING, NEEDLE, 1010 .....	46	27		94	14	ARM PIVOT	42	4
BEARING, NEEDLE, 10X14X10 ....	46	27	BOLT, FLANGE, 6X14 .....	46	40	BOLT, HANDLE LEVER .....	70	22
BEARING, NEEDLE, 22X27X20 ....	53	6		51	25	BOLT, HANDLE LEVER PIVOT .....	69	32
BEARING, NEEDLE, 22X28X12 ....	55	12		58	32	BOLT, HEX., 6X28 .....	47	20
BEARING, RADIAL BALL .....	58	30		61	17	BOLT, OIL, 10X22 .....	70	24
BEARING, RADIAL BALL SPECIAL,				76	21	BOLT, SEALING, 8MM .....	84	12
6202U	58	29		95	17		86	18
BEARING, RADIAL BALL,			BOLT, FLANGE, 6X16 .....	51	26	BOLT, SETTING .....	54	4
32X58X13X2	96	16		55	16	BOLT, SOCKET, 5X12 .....	52	6
BEARING, RADIAL BALL, 15X32X9	44	16		71	30	BOLT, SOCKET, 5X20 .....	45	24
	46	26		89	27	BOLT, SOCKET, 6MM .....	52	5
BEARING, RADIAL BALL, 16002 ..	40	18		93	24	BOLT, SOCKET, 6X30 .....	52	7
BEARING, RADIAL BALL, 32X58X13	84	14		102	18	BOLT, SPECIAL FLANGE, 6X15.2..	60	25



# PART NAME INDEX

Part name	Page	Ref.	Part name	Page	Ref.	Part name	Page	Ref.
BOLT, SPECIAL, 6X32 .....	88	18	CARRIER, FR. LUGGAGE .....	107	3	CLIP, PISTON .....	80	21
BOLT, STUD, 6X18 .....	38	9	CARRIER, RR. LUGGAGE .....	107	8	CLIP, PISTON PIN, 15MM .....	56	8
BOLT, STUD, 8X161 .....	55	10	CASE ASSY., AIR CLEANER .....	92	11	CLIP, SUB TANK HOSE .....	92	16
BOLT, STUD, 8X25 .....	38	15	CASE ASSY., THROTTLE LEVER .....	68	13		93	5
BOLT, WHEEL, 10X30 .....	83	6	CASE COMP., RECOIL STARTER .....	61	7	CLIP, TUBE .....	63	30
BOLT, WHEEL, 10X33 .....	82	9	CASE COMP., UPPER .....	67	3			31
BOOT COMP. ....	70	5	CASE SET, FINAL .....	85	4		87	39
BOOT, JOINT .....	96	6	CASE, SUB AIR CLEANER .....	93	4		88	16
BOOT, WHEEL CYLINDER .....	80	17	CENTER, CLUTCH .....	47	4		93	22
BOX, TOOL .....	108	3	CHAIN, CAM .....	42	1	CLUTCH, ONE WAY .....	48	27
BRACKET COMP., FR. ....	54	7	CHAIN, OIL PUMP .....	49	4	COCK ASSY., FUEL .....	88	1
BRACKET, BRAKE LEVER .....	68	21	CHAMBER SET, FLOAT .....	62	4	COIL COMP., IGNITION .....	103	4
BRACKET, LOCK LEVER .....	91	3	CIRCLIP .....	71	26		104	4
BRACKET, STEP .....	95	10	CIRCLIP, 22MM .....	58	27	COLLAR, BUSH .....	77	4
BULB COMP., HEADLIGHT .....	66	4	CIRCLIP, 7MM .....	48	25	COLLAR, CLUTCH LIFTER .....	47	9
BUSH, 15MM .....	57	7	CIRCLIP, EXTERNAL, 10MM .....	49	9	COLLAR, ENGINE HANGER .....	105	6
BUSH, 20MM .....	57	14		53	7	COLLAR, FR. FENDER .....	75	2
BUSH, 22MM .....	57	11	CIRCLIP, EXTERNAL, 12MM .....	60	37		93	16
BUSH, DAMPER .....	77	2	CIRCLIP, EXTERNAL, 32MM .....	78	7		99	5
BUSH, DAMPER UPPER .....	77	3	CIRCLIP, EXTERNAL, 40MM .....	78	8	COLLAR, FR. WHEEL .....	82	2
BUSH, SPLINE, 25X8.6 .....	57	6	CIRCLIP, INTERNAL, 40MM .....	73	13			3
BUSH, STEERING .....	73	1	CIRCLIP, INTERNAL, 58MM .....	84	19	COLLAR, FUEL TANK SETTING .....	88	11
BUSH, THROTTLE PIVOT .....	68	18	CLAMP .....	67	1	COLLAR, RADIATOR MOUNTING .....	106	4
			CLAMPER, L. BRAKE HOSE .....	70	16	COLLAR, RR. AXLE .....	86	14
[ C ]			CLAMPER, R. BRAKE HOSE .....	70	15	COLLAR, RR. FENDER .....	67	8
CABLE COMP., CHOKE .....	68	2	CLAMP A, FR. BRAKE HOSE .....	70	17	COLLAR, SEAT MOUNTING .....	88	17
CABLE COMP., FOOT BRAKE .....	95	6	CLAMP B, FR. BRAKE HOSE .....	70	18	COLLAR, SKID PLATE .....	86	16
CABLE COMP., HAND BRAKE .....	68	10	CLAMP, 18.5MM .....	88	22	COLLAR, SPEEDSENSOR PROTECTOR .....	50	6
CABLE SET, THROTTLE .....	68	1	CLAMP, BRAKE PIPE .....	105	11	COLLAR, SPLINE .....	57	5
CABLE, BATTERY EARTH .....	102	7	CLAMP, HARNESS .....	100	17	COLLAR, STEERING SHAFT .....	73	5
CABLE, FRAME EARTH .....	102	8		105	10	COLLAR, STOP SWITCH .....	68	9
CABLE, REVERSE ASSIST .....	68	3	CLAMP, TUBE .....	88	20	CONTROL UNIT, CHANGE .....	104	11
CABLE, STARTER BATTERY .....	102	2	CLAMP, WATER HOSE .....	94	11	COOLER COMP., RR. OIL .....	106	2
			CLAMP, WATER HOSE, 83-108MM .....	94	10	COTTER, VALVE .....	40	14
			CLIP .....	67	1	COVER COMP., FR. CRANKCASE .....	44	1
CABLE, STARTER MOTOR .....	102	4	CLIP, 2X60 .....	50	23		45	1
CAMSHAFT COMP. ....	40	2		61	19	COVER COMP., REDUCTION GEAR .....	45	2
CAM, RR. BRAKE .....	84	4	CLIP, 4X60 .....	66	7	COVER COMP., RR. CRANKCASE .....	50	1
CAP .....	67	5	CLIP, AIR HOSE, 21.5 .....	92	17	COVER SET, GEAR CASE .....	85	5
CAP ASSY., FUEL TANK .....	88	9	CLIP, BEARING .....	96	15	COVER SET, L. TANK SIDE .....	90	5
CAP ASSY., NOISE SUPPRESSOR ..	103	5	CLIP, BREATHER TUBE .....	92	15	COVER SET, R. TANK SIDE .....	90	4
	104	5	CLIP, CABLE, 10MM .....	105	13	COVER, CYLINDER HEAD .....	38	5
CAP, 14MM .....	50	15	CLIP, CABLE, 15MM .....	105	14	COVER, DUST .....	92	12
CAP, ADJUSTING SCREW .....	62	23	CLIP, CABLE, 20MM .....	105	15	COVER, EX. PIPE .....	94	4
CAP, BLEEDER .....	80	4	CLIP, CABLE, 25MM .....	105	16	COVER, FUEL TANK TOP .....	90	6
CAP, FR. LUGGAGE CARRIER .....	107	5	CLIP, CABLE, 30MM .....	73	8	COVER, HANDLE .....	72	7
CAP, HEADLIGHT TAIL .....	76	15		105	17	COVER, L. ENGINE SIDE .....	90	2
CAP, KNOB .....	61	4	CLIP, CABLE, 8MM .....	105	12	COVER, L. HANDLE .....	69	24
CAP, LOCK NUT .....	96	13	CLIP, CORD .....	101	6	COVER, L. HEADLIGHT .....	76	14
CAP, MAIN STAND PIPE .....	105	7	CLIP, FUEL HOSE .....	93	20	COVER, MUFFLER .....	94	5
CAP, MASTER CYLINDER .....	70	7	CLIP, HARNESS BAND .....	105	18	COVER, MUFFLER LOWER .....	94	6
CAP, PARKING LEVER .....	69	31	CLIP, HIGH TENSION CORD .....	50	9	COVER, OIL FILTER .....	47	2
CAP, RELIEF VALVE .....	44	7		88	13	COVER, RR. PIPE .....	94	7
	45	10	CLIP, MUDGUARD .....	76	17	COVER, R. ENGINE SIDE .....	90	1
CAP, TAPPET ADJUSTING HOLE ...	38	7		88	21	COVER, R. HANDLE .....	70	20
	85	2		90	8	COVER, R. HEADLIGHT .....	76	13
CAP, WHEEL CENTER .....	82	8		92	19	COVER, SPRING .....	61	14
	83	5		93	19	COVER, SUB AIR CLEANER .....	93	3
CARBURETOR ASSY. ....	62	13		100	18	COVER, THROTTLE CASE .....	68	12

# PART NAME INDEX

Part name	Page	Ref.	Part name	Page	Ref.	Part name	Page	Ref.
COVER, TOOL BOX .....	99	14	[ F ]			GEAR, REDUCTION .....	45	18
CRANKCASE COMP., FR. ....	55	1	FENDER SET, FR. ....	75	7			19
CRANKCASE COMP., RR. ....	55	3		76	7	GEAR, REVERSE IDLE .....	57	18
CRANKSHAFT COMP. ....	56	1	FENDER, L. INNER .....	76	11	GEAR, RING .....	85	8
CUP, PISTON .....	80	2	FENDER, RR. ....	99	6	GENERATOR ASSY., PULSE .....	52	2
CUSHION ASSY., FR. ....	77	1	FENDER, R. INNER .....	76	9	GRILLE, FR. ....	76	12
CUSHION ASSY., RR. ....	98	1	FILTER, SUB AIR CLEANER .....	93	2	GRIP .....	108	9
CUSHION, AIR CLEANER CASE .....	90	3	FLOAT SET .....	62	3	GRIP, HANDLE .....	68	19
CUSHION, C.D.I. UNIT .....	103	1	FLYWHEEL COMP. ....	52	3	GROMMET A, SIDE COVER .....	66	6
			FOLLOWER, CAM .....	40	3	GROMMET, SIDE COVER .....	50	14
	104	1	FORK, CENTER GEARSHIFT .....	59	2	GUARD, FR. PIPE .....	107	7
		2	FORK, FR. GEARSHIFT .....	59	1	GUARD, HANDLE END .....	68	20
CUSHION, SEAT MOUNTING .....	91	5	FORK, RR. GEAR SHIFT .....	59	3	GUIDE, CLUTCH OUTER .....	47	3
CYLINDER ASSY., L. FR. WHEEL ..	80	19	FUSE .....	102	5	GUIDE, EX. VALVE .....	38	3
CYLINDER ASSY., R. FR. WHEEL ..	80	18			6	GUIDE, IN. VALVE .....	38	2
CYLINDER COMP. ....	43	1		108	1	GUIDE, RATCHET .....	61	12
CYLINDER SET, MASTER .....	70	11	[ G ]					
CYLINDER SUB ASSY., FR. MASTER ..	70	6	GASKET .....	67	4	[ H ]		
C.D.I. UNIT .....	103	3	GASKET SET .....	62	1	HARNESS, WIRE .....	103	8
	104	3	GASKET SHEET KIT A .....	64	1		104	8
			GASKET SHEET KIT B .....	65	1	HEADLIGHT UNIT, L. ....	66	3
			GASKET, AIR FEED PIPE .....	93	10	HEADLIGHT UNIT, R. ....	66	1
			GASKET, CRANKCASE .....	55	2	HEAD COMP., CYLINDER .....	38	1
				65	1	HITCH COMP., TRAILER .....	96	4
				43	2	HOLDER B, STEERING SHAFT .....	73	3
				64	1	HOLDER SET, BRUSH .....	54	5
				38	4	HOLDER, HANDLE UNDER .....	72	6
				64	1	HOLDER, JET .....	62	18
				64	1	HOLDER, LEVER BRACKET .....	69	22
				64	1	HOLDER, L. UPPER HANDLE .....	72	5
				94	1	HOLDER, MASTER CYLINDER .....	70	8
				62	16	HOLDER, NEEDLE JET .....	62	17
				44	4	HOLDER, REVERSE STOPPER WIRE ..	50	7
				45	7	HOLDER, RR. FORK GREASE .....	96	7
				65	1	HOLDER, R. UPPER HANDLE .....	72	4
				38	6	HOLDER, STEERING SHAFT .....	73	2
				64	1	HOLDER, STOP SWITCH SUB CORD ..	69	26
				50	4	HOLDER, THROTTLE CASE .....	68	17
				65	1	HORN ASSY. ....	105	1
				62	14	HOSE COMP. A, FR. BRAKE .....	70	2
				44	8	HOSE COMP. B, FR. BRAKE .....	70	3
				45	11	HOSE COMP., OIL .....	106	1
				108	12	HOSE, AIR SUCTION .....	93	13
				85	3	HOSE, L. AIR SUCTION .....	93	12
				53	3	HOSE, R. AIR SUCTION .....	93	11
				53	3	HUB ASSY., FR. WHEEL .....	82	4
				53	4	HUB COMP., RR. WHEEL .....	83	1
				53	1			
				57	3	[ I ]		
				57	15	INDICATOR, RR. BRAKE .....	84	5
				57	20	INSULATOR, CARBURETOR .....	38	8
				57	8			
				57	10	[ J ]		
				57	16	JET, MAIN, #92 .....	63	34
				57	13	JET, MAIN, #98 .....	63	34
				57	9			
				85	7			





## PART NAME INDEX

Part name	Page	Ref.	Part name	Page	Ref.	Part name	Page	Ref.
JET, SLOW, #38 .....	63	35	NUT, CASTLE, 12MM .....	79	3	0-RING, 166X2.6 .....	84	17
JOINT A, ARM BALL .....	78	2	NUT, CASTLE, 18MM .....	82	10	0-RING, 16.8X1.9 .....	46	34
			NUT, CLIP, 8MM .....	105	9		65	2
JOINT B, BRAKE ARM .....	84	21	NUT, FLANGE, 10MM .....	105	19	0-RING, 18X3 .....	44	18
JOINT COMP., YOKE .....	96	2	NUT, FLANGE, 6MM .....	63	29		46	33
				67	10		65	2
[ K ]				71	29	0-RING, 18.3X2.4 .....	50	22
KEY, BLANK .....	72	2		84	18		65	2
KEY, WOODRUFF, 4MM .....	56	6	NUT, FLANGE, 8MM .....	93	21	0-RING, 1.3X4.3 .....	62	10
KNOB, STARTER .....	61	6		38	16	0-RING, 1.5X9.5 .....	61	18
KNUCKLE COMP., L. ....	79	2		94	16		65	2
KNUCKLE COMP., R. ....	79	1	NUT, HEX., 12MM .....	95	15	0-RING, 24.4X3.1 .....	54	10
			NUT, HEX., 6MM .....	74	6		65	2
[ L ]				69	46	0-RING, 29.5X3 .....	87	36
LABEL, FRENCH TRANSLATION .....	109	5		47	15	0-RING, 2.4X29 .....	62	11
LABEL, FR. CARRIER .....	109	3	NUT, HEX., 8MM .....	102	15	0-RING, 30.8MM .....	38	13
				44	19		64	2
LABEL, FUEL .....	109	6		46	36		87	35
LABEL, RR. CARRIER .....	109	1	NUT, LOCK, 64MM .....	86	23	0-RING, 33.7X2.4 .....	38	14
			NUT, L. ADJUSTER .....	80	14		64	2
LABEL, TRAILER HITCH .....	96	8	NUT, MOUNTING RUBBER .....	94	12	0-RING, 44.1X2.2 .....	50	20
LEVER COMP., SEAT LOCK .....	91	2	NUT, RR. AXLE .....	86	24		65	2
LEVER SET, CHOKE .....	62	7	NUT, R. ADJUSTER .....	80	10	0-RING, 4X2 .....	54	11
LEVER, FUEL COCK .....	88	3	NUT, SELF-LOCK, 10MM .....	72	12	0-RING, 75X3.2 .....	96	20
LEVER, L. STEERING HANDLE .....	69	25		77	6	0-RING, 7.7X2.5 .....	40	19
LEVER, PARKING BRAKE LOCK .....	69	29		78	6		64	2
LEVER, REVERSE STOPPER .....	59	23	NUT, SELF-LOCK, 12MM .....	96	12	0-RING, 83.5X1.5 .....	48	28
LEVER, R. STEERING HANDLE .....	70	19		98	3		65	2
LEVER, THROTTLE .....	68	15		73	7	0-RING, 8X1.7 .....	44	17
LID, AIR CLEANER CASE .....	92	3	NUT, SELF-LOCK, 14MM .....	74	5		46	32
LID, TOOL BOX .....	101	3	NUT, SPECIAL, 16MM .....	73	6	0-RING, CONTROL MOTOR .....	65	2
LIGHT ASSY., TAIL & STOP .....	101	1	NUT, SPECIAL, 18MM .....	47	21		46	35
			NUT, SPEED, 4MM .....	47	22	0-RING, REDUCTION GEAR COVER ..	65	2
[ M ]			NUT, SWINGARM PIVOT LOCK .....	72	9		45	3
MAINSHAFT, TRANSMISSION .....	57	1	NUT, TAPPET ADJUSTING .....	96	14	OUTER COMP., CLUTCH .....	65	2
MARK, FR. FENDER .....	110	4	NUT, TIE ROD LOCK .....	40	16	OUTER COMP., STARTING CLUTCH ..	47	1
			NUT, U, 6MM .....	74	4		52	1
			NUT, WHEEL .....	60	27	[ P ]		
MARK, HONDA .....	110	1		82	11	PACKING, 8MM .....	84	13
MARK, L. WING .....	110	3	[ O ]	83	8		86	26
MARK, R. WING .....	110	2	OIL SEAL, 10X20X5 .....	46	31	PACKING, FUEL CAP .....	88	10
METER ASSY., COMBINATION .....	67	2		50	17	PACKING, MUFFLER .....	64	1
MOTOR ASSY., CONTROL .....	45	21	OIL SEAL, 12X20X5 .....	50	19		94	9
MOTOR ASSY., STARTER .....	54	1	OIL SEAL, 12X22X5 .....	50	17	PACKING, THROTTLE CASE .....	69	38
MUDGUARD, L. CENTER .....	99	9	OIL SEAL, 22X32X7 .....	50	18	PANEL SET, RR. BRAKE .....	84	3
MUDGUARD, L. FR. LOWER .....	76	10	OIL SEAL, 25X41.25X6 .....	58	31	PEDAL COMP., BRAKE .....	95	7
MUDGUARD, R. CENTER .....	99	8	OIL SEAL, 27X40X6 .....	73	9	PEDAL, GEAR CHANGE .....	95	1
MUDGUARD, R. FR. LOWER .....	76	8	OIL SEAL, 34X70X11 .....	86	32	PIN, PISTON .....	56	4
MUFFLER COMP. ....	94	2	OIL SEAL, 42X51X7 .....	86	33	PIN, RETURN SPRING .....	59	16
				87	34	PIN, RING GEAR STOPPER .....	85	9
[ N ]			0-RING, 11X2.4 .....	64	2	PIN, SPLIT, 2.0X22 .....	73	11
NEEDLE SET, JET .....	62	2		106	5		74	7
NUT-WASHER, 6MM .....	54	8	0-RING, 11.8X3.55 .....	88	4	PIN, SPLIT, 3.0X18 .....	79	4
NUT A, RR. AXLE .....	86	25	0-RING, 13.8X2.5 .....	50	21	PIN, SPLIT, 3.0X25 .....	73	12
NUT, AXLE, 20MM .....	83	7		65	2	PIN, SPLIT, 4.0X30 .....	95	16
NUT, BRAKE ADJUSTING .....	84	8	0-RING, 14X1.5 .....	80	22	PIN, SPLIT, 4.0X40 .....	82	14
							83	9

# PART NAME INDEX

Part name	Page	Ref.	Part name	Page	Ref.	Part name	Page	Ref.
PIN, STARTER RATCHET .....	61	11	RETAINER, VALVE SPRING .....	40	12	SCREW, PAN, 6X14 .....	107	9
PIN, TENSION .....	80	8	RING .....	54	6	SCREW, PAN, 6X16 .....	69	44
PIPE COMP., FR. BRAKE .....	70	4	RING SET, PISTON .....	56	2	SCREW, PARKING LEVER PIVOT .....	69	33
PIPE COMP., FR. CARRIER .....	107	4	RING, DAMPER .....	84	2	SCREW, PROTECTOR SETTING .....	72	11
PIPE COMP., L. AIR SUCTION .....	93	9	RING, SEAL .....	87	37	SCREW, R. ADJUSTING .....	80	11
PIPE COMP., R. AIR SUCTION .....	93	8	RING, STOPPER .....	85	6	SCREW, SPECIAL, 6X8 .....	100	15
PIPE, EX. ....	94	3	ROD COMP., PUSH .....	40	6	SCREW, TAPPET ADJUSTING .....	40	15
PIPE, STEERING HANDLE .....	72	3	ROD, TIE .....	74	3	SCREW, TAPPING, 3X16 .....	67	7
PISTON .....	56	3	ROLLER, 4X13.8 .....	60	39	SCREW, TAPPING, 4X12 .....	76	18
PISTON, WHEEL CYLINDER .....	80	9	ROPE, RECOIL STARTER .....	61	5	SCREW, TAPPING, 4X16 .....	67	9
PIVOT, SHIFT DRUM STOPPER ARM .....	60	26	ROTOR SET, OIL PUMP .....	49	1	SCREW, TAPPING, 5X12 .....	66	8
PLATE ASSY., DRIVE .....	47	10	RUBBER B, SEAT STOPPER .....	91	6		76	19
PLATE B, VALVE .....	62	12	RUBBER C, MOUNTING .....	105	5		102	14
PLATE COMP. A, REVERSE STOPPER .....	59	21	RUBBER C, STAND STOPPER .....	88	23	SCREW, TAPPING, 6X16 .....	76	20
PLATE COMP., CLUTCH CAM .....	44	9	RUBBER, AIR CLEANER CASE .....			SEAL, AIR CLEANER COVER .....	92	4
	45	12				SEAL, AIR CLEANER DUCT .....	92	8
PLATE COMP., CLUTCH LIFTER .....	44	11	RUBBER, BATTERY BAND .....	102	12	SEAL, VALVE STEM .....	40	1
	45	14	RUBBER, BATTERY MOUNTING .....	99	7	SEAT COMP. ....	91	1
PLATE COMP., DRIVE .....	47	12	RUBBER, CHANGE PEDAL .....	95	2	SEAT, VALVE SPRING .....	40	13
PLATE SET, STAY .....	62	9	RUBBER, ENGINE HEAD MOUNTING .....	88	14	SENSOR ASSY., ANGLE .....	45	23
PLATE, BACK .....	80	5	RUBBER, ENGINE LOWER MOUNTING .....	105	3	SENSOR ASSY., SPEED .....	50	13
PLATE, BEARING SETTING .....	57	17	RUBBER, FR. FENDER MOUNTING .....	75	1	SENSOR ASSY., THERMOSTAT OIL .....	55	9
PLATE, CAM FIXING .....	55	5		99	4	SEPARATOR COMP. ....	70	14
PLATE, CLUTCH .....	47	6	RUBBER, MAGNETIC SHOCK .....	102	10	SET RING, 20MM .....	58	28
PLATE, CLUTCH LIFTER .....	47	8	RUBBER, MOUNTING .....	67	6	SHAFT COMP., REVERSE STOPPER .....	59	22
PLATE, CLUTCH PRESSURE .....	47	7	RUBBER, MUFFLER MOUNTING .....	94	13	SHAFT COMP., STEERING .....	73	4
PLATE, CORD GUIDE .....	45	22	RUBBER, RADIATOR MOUNTING .....	106	3	SHAFT, COUNTER .....	57	2
PLATE, CROSS .....	88	15	RUBBER, STAND STOPPER .....	99	2	SHAFT, GEARSHIFT FORK GUIDE .....	59	4
PLATE, DIAPHRAGM .....	70	10	RUBBER, TAILLIGHT .....	101	4	SHAFT, PROPELLER .....	96	1
PLATE, FRICTION .....	61	13	RUBBER, TAILLIGHT MOUNTING .....	66	5	SHAFT, REVERSE IDLE .....	57	19
PLATE, FR. SKID .....	107	6		101	5	SHAFT, ROCKER ARM .....	40	7
PLATE, GEARSHIFT .....	59	13	RUBBER, TANK MOUNTING .....	88	5	SHAFT, RR. AXLE .....	86	13
PLATE, SHIFT GUIDE .....	59	7				SHAFT, STARTER IDLE .....	53	2
PLATE, SKID .....	86	15	[ S ]			SHIFTER, DRUM .....	59	6
PLUG, ADJUSTING HOLE .....	82	5				SHIFTER, REVERSE COUNTERSHAFT .....		
PLUG, SPARK .....	38	24	SCREEN SET, FUEL STRAINER .....	88	2	LOW GEAR	57	4
	39	24	SCREEN, FUEL STRAINER .....	62	19	SHIM A, PINION GEAR .....	85	11
PROTECTOR COMP., ANGLE SENSOR .....	45	4	SCREEN, OIL FILTER .....	55	7	SHIM B, PINION GEAR .....	85	11
PROTECTOR COMP., TANK UNDER .....			SCREW-WASHER, 4X14 .....	63	26	SHIM B, STOPPER PIN .....	85	10
HEAT	88	8		71	28	SHIM C, PINION GEAR .....	85	11
PROTECTOR, COUNTERSHAFT .....	50	2	SCREW-WASHER, 4X16 .....	63	27	SHIM D, PINION GEAR .....	85	11
PROTECTOR, OIL THERMO SENSOR .....	50	8	SCREW-WASHER, 4X22 .....	69	45	SHIM E, PINION GEAR .....	85	11
PROTECTOR, SPEED SENSOR .....	50	3	SCREW-WASHER, 4X6 .....	80	13	SHIM F, PINION GEAR .....	85	11
PROTECTOR, SUB AIR CLEANER .....	93	15	SCREW-WASHER, 4X8 .....	62	25	SHIM G, PINION GEAR .....	85	11
PULLEY COMP., RECOIL .....	61	10	SCREW-WASHER, 5X12 .....	63	28	SHIM H, PINION GEAR .....	85	11
PUMP ASSY., OIL .....	49	2	SCREW-WASHER, 5X80 .....	88	19	SHIM I, PINION GEAR .....	85	11
			SCREW-WASHER, 6X12 .....	92	22	SHIM J, PINION GEAR .....	85	11
[ R ]			SCREW SET A .....	62	5	SHOE SET, BRAKE .....	80	1
			SCREW SET B .....	62	8		84	1
RATCHET, STARTER .....	61	9	SCREW, BLEEDER .....	80	3	SOCKET COMP., HEADLIGHT .....	66	2
RECTIFIER ASSY., REGULATOR .....	103	6	SCREW, FLAT, 4X12 .....	71	27	SPACER A, RING GEAR .....	85	12
	104	6	SCREW, L. ADJUSTING .....	80	15	SPACER B, RING GEAR .....	85	12
RECTIFIER ASSY., SILICON .....	103	7	SCREW, PAN, 3X12 .....	49	7	SPACER C, RING GEAR .....	85	12
	104	7	SCREW, PAN, 4X16 .....	69	39	SPACER D, RING GEAR .....	85	12
REEL, RECOIL STARTER .....	61	8	SCREW, PAN, 5X14 .....	69	40	SPACER E, RING GEAR .....	85	12
REFLECTOR, FR. REFLEX .....	107	2	SCREW, PAN, 5X18 .....	69	41	SPACER F, RING GEAR .....	85	12
REFLECTOR, RR. REFLEX .....	107	1	SCREW, PAN, 5X25 .....	69	42	SPACER G, RING GEAR .....	85	12
RETAINER COMP., BALL .....	44	14	SCREW, PAN, 5X28 .....	69	43	SPACER H, RING GEAR .....	86	12
	45	17	SCREW, PAN, 6X11 .....	90	7	SPACER I, RING GEAR .....	86	12



# PART NAME INDEX

Part name	Page	Ref.	Part name	Page	Ref.	Part name	Page	Ref.
SPACER J, RING GEAR .....	86	12	STAY, R. RR. ENGINE COVER .....	55	4	VALVE, RELIEF .....	44	5
SPACER K, RING GEAR .....	86	12	STAY, R. RR. MUDGUARD .....	99	10		45	8
SPINDLE COMP., GEARSHIFT .....	59	20	STAY, STARTER MAGNETIC .....	102	11	VALVE, RIM .....	82	1
SPINDLE COMP., SUB GEARSHIFT .....	59	19	STAY, STOP SWITCH .....	95	4		83	4
SPINDLE, GEARSHIFT .....	59	10	STEP .....	95	9			
SPINDLE, SECONDARY GEARSHIFT .....	59	11	STOPPER COMP., GEARSHIFT DRUM .....	59	8	[ W ]		
SPONGE, TOOL BOX .....	108	7	STRAINER, OIL .....	55	6	WASHER .....	60	28
SPRING ASSY., RR. BRAKE PEDAL .....	95	8	SUB CORD, TAILLIGHT .....	101	2		29	
SPRING A, BRAKE ROD .....	84	20	SUB CORD, THERMO SENSOR .....	55	8	WASHER O-RING KIT A .....	64	2
SPRING, AIR CLEANER CASE LID .....	92	6	SUB LEVER COMP., CLUTCH LIFTER .....	44	12	WASHER O-RING KIT B .....	65	2
SPRING, BRAKE .....	80	7		45	15	WASHER, 10X21.5 .....	53	5
SPRING, BRAKE ARM RETURN .....	84	11	SUSPENSION, CONTROL UNIT .....	104	10	WASHER, 10.3MM .....	60	30
SPRING, BRAKE SHOE .....	84	6	SWINGARM ASSY., RR. .....	96	5	WASHER, 17.5MM .....	72	13
SPRING, CAM PLATE SIDE .....	44	10	SWITCH ASSY., CHANGE .....	50	11	WASHER, 18MM .....	95	13
	45	13			12	WASHER, 32X60X1.5 .....	47	23
SPRING, CARBON BRUSH .....	54	3	SWITCH ASSY., ELECTRIC SHIFT .....	68	4	WASHER, 32X60X1.5 .....	86	28
SPRING, CLUTCH .....	47	11	SWITCH ASSY., FR. STOP .....	68	8	WASHER, 48X100X1.2 .....	47	16
		13		70	1	WASHER, 48X92X1.6 .....	47	15
SPRING, CONE DISK .....	47	14	SWITCH ASSY., HORN .....	68	6	WASHER, 6.1MM .....	49	6
SPRING, FRICTION .....	61	3	SWITCH ASSY., IGNITION .....	72	1	WASHER, 8MM .....	38	11
SPRING, GEARSHIFT RETURN .....	59	15	SWITCH ASSY., LIGHTING & .....				44	15
SPRING, LEVER RETURN .....	69	30		68	5	WASHER, 8.5X26 .....	45	25
SPRING, LOCK .....	80	12	SWITCH ASSY., NEUTRAL .....	50	10	WASHER, 9X20 .....	86	29
SPRING, PARKING LEVER .....	69	28	SWITCH ASSY., RR. STOP .....	95	3	WASHER, CHAIN CASE SETTING .....	69	35
SPRING, PARKING LEVER RETURN .....	69	30	SWITCH ASSY., STARTER MAGNETIC .....	102	9	WASHER, CRANK ARM .....	93	18
SPRING, PLUNGER .....	68	11				WASHER, DRAIN PLUG, 12MM .....	60	35
SPRING, PROPELLER SHAFT .....	96	3	[ T ]			WASHER, 55	14	
SPRING, RECOIL STARTER .....	61	2	TANK COMP., FUEL .....	88	6		65	2
SPRING, RELIEF VALVE .....	44	6	TAPE, HEATGUARD .....	92	2	WASHER, DRUM STOPPER .....	42	5
	45	9	TERMINAL SET, BRUSH .....	54	2		60	31
SPRING, REVERSE STOPPER .....	59	24	TIRE .....	82	7	WASHER, LOCK .....	57	12
SPRING, SEAT LOCK .....	91	4		83	3	WASHER, LOCK, 6MM .....	69	34
SPRING, SHIFT ARM .....	59	14	TOOL SET .....	108	6	WASHER, L. OIL BOLT .....	70	13
SPRING, SHIFT DRUM STOPPER .....	59	9	TOOL, GEAR CHANGE .....	108	11	WASHER, OIL BOLT .....	50	16
SPRING, SHOE HOLDER .....	80	6	TUBE .....	62	22		65	2
SPRING, STOP SWITCH .....	95	5	TUBE COMP. ....	62	20	WASHER, PLAIN, 5MM .....	70	25
SPRING, THROTTLE RETURN .....	68	16			21	WASHER, PLAIN, 6MM .....	46	37
SPRING, VALVE INNER .....	40	11	TUBE, 3.5X290 .....	63	32	WASHER, PLAIN, 8MM .....	94	17
SPRING, VALVE OUTER .....	40	10	TUBE, 3.5X800 .....	87	40	WASHER, R. OIL BOLT .....	87	38
SPROCKET, OIL PUMP DRIVEN .....	49	3	TUBE, 3.5X900 .....	87	41	WASHER, SEAL .....	70	12
STARTER ASSY., RECOIL .....	61	1	TUBE, 4.5X140 .....	63	33		55	11
STATOR COMP. ....	52	4	TUBE, AIR CLEANER CONNECTING .....	92	9	WASHER, SEALING, 6MM .....	65	2
STAY B, TOOL BOX .....	99	12	TUBE, AIR CLEANER DRAIN .....	92	7		38	10
STAY COMP., SKID PLATE .....	86	17	TUBE, BREATHER .....	92	14		60	32
STAY, AIR CLEANER ELEMENT .....	92	5	TUBE, DRAIN .....	99	1		64	2
STAY, AIR SUCTION VALVE MOUNT .....	93	7	TUBE, FUEL .....	88	12	WASHER, SPLINE, 20MM .....	65	2
STAY, FUSE COUPLER .....	99	3	TUBE, FUEL CAP BREATHER .....	88	7	WASHER, SPLINE, 22MM .....	58	24
STAY, HANDLE COVER .....	72	8	TUBE, PB .....	93	14	WASHER, SPRING .....	58	26
STAY, L. FR. ENGINE COVER .....	44	3				WASHER, SPRING, 6MM .....	40	17
	45	6	[ V ]			WASHER, SPRING, 6MM .....	102	13
STAY, L. FR. FENDER .....	75	4	VALVE ASSY., AIR CUT .....	62	24	WASHER, STEEL PLATE .....	54	9
STAY, L. MUDGUARD CENTER .....	75	6	VALVE ASSY., AIR SUCTION .....	93	6	WASHER, STEERING PIVOT .....	47	19
STAY, L. RR. ENGINE COVER .....	50	5	VALVE COMP., FLOAT .....	62	15	WASHER, TAPER .....	86	27
STAY, L. RR. MUDGUARD .....	99	11	VALVE SET, THROTTLE .....	62	6	WASHER, THRUST, 12MM .....	60	33
STAY, PARKING BRAKE STOPPER .....	69	23	VALVE, EX. ....	40	9		34	
STAY, R. FR. ENGINE COVER .....	44	2	VALVE, IN. ....	40	8	WASHER, THRUST, 15MM .....	57	21
	45	5					22	
STAY, R. FR. FENDER .....	75	3				WASHER, THRUST, 15X1 .....	58	25
STAY, R. MUDGUARD CENTER .....	75	5						

## PART NAME INDEX

Part name	Page	Ref.	Part name	Page	Ref.	Part name	Page	Ref.
WASHER, THRUST, 20MM .....	47	24						
	58	23						
WASHER, THRUST, 24MM .....	56	5						
WEIGHT SET, CLUTCH .....	47	18						
WHEEL SUB ASSY., FR. ....	82	6						
WHEEL SUB ASSY., RR. ....	83	2						
WRENCH, PLUG .....	108	10						

---

**1**

**FOREWORD INDEX**

---

**2**

**ENGINE GROUP**

---

**3**

**FRAME GROUP**

---

**4**

**PART NUMBER INDEX**

---

**5**

**PART NAME INDEX**

---

**HONDA**  
The Power of Dreams



# PARTS CATALOGUE NEWS

Honda Motor Co., Ltd.  
Service Division Service Information Dept.

## PARTS CATALOGUE - CORRECTED

Printed in Japan

CODE NO.	13HS0G03
PARTS CATALOGUE NEWS	TRX250TM / TRX250TE TRX250TM G/H/J TRX250TE G/H/J
NEWS NO.	001

Block No.	Ref. No.	Note	Part No.	Description	Reqd. QTY						Serial No.	Parts catalogue code
					TM G	TM H	TRX250 TM J	TE G	TE H	TE J		
F-32-10	16	E	61104-428-000	*PART NO. DELETION								
		A	61104-428-010	COLLAR, FR. FENDER (WHITE) . . . . .	2	2	2	2	2	2		
		A	61104-428-730	COLLAR, FR. FENDER (BLACK) . . . . .	2	2	2	2	2	2		

NOTE A:PART NO. CHANGE D:NEWLY PROVIDED E:PART NO. DELETION K:REQUIRED NO. CORRECTION L:APPLICATION SERIAL NO. CORRECTION  
M:PART DESCRIPTION CORRECTION T:APPLICATION CORRECTION Z:REMARKS CHANGE



# PARTS CATALOGUE NEWS

Honda Motor Co., Ltd.  
Service Division Service Information Dept.

## PARTS CATALOGUE - CORRECTED

Printed in Japan

CODE NO.	13HS0G03
PARTS CATALOGUE NEWS	TRX250TM / TRX250TE TRX250TMG TRX250TEG
NEWS NO.	002

Block No.	Ref. No.	Note	Part No.	Description	Reqd. QTY						Serial No.	Parts catalogue code
					TM G	TM H	TRX250 TM J	TE G	TE H	TE J		
F-44	1	D	31500-HM8-305	BATTERY (YTX12-BS) (YUASA).....	(1)	-	-	(1)	-	-	-----	ED

NOTE A:PART NO. CHANGE D:NEWLY PROVIDED E:PART NO. DELETION K:REQUIRED NO. CORRECTION L:APPLICATION SERIAL NO. CORRECTION  
M:PART DESCRIPTION CORRECTION T:APPLICATION CORRECTION Z:REMARKS CHANGE