



# ***TRX520FE1/FE2/FM1/FM2***

**TRX520FE1<sub>N</sub>**  
**TRX520FE2<sub>N</sub>**  
**TRX520FM1<sub>N</sub>**  
**TRX520FM2<sub>N</sub>**

**PARTS CATALOGUE**

**1**

---

**FOREWORD INDEX**

**1**

---

**ENGINE GROUP**

**2**

---

**FRAME GROUP**

**3**

---

**PART NUMBER INDEX**

**4**

---

**PART NAME INDEX**

**5**

---



## Instruction for use of parts catalogue

- **This parts catalogue has been created as of July 20, 2021.**
  - Since this date, the sales practice for repair parts may have been changed or the parts may have been eliminated (listed for those not for sale).
  - The modified information is reflected on the latest Electronic Parts Catalogue (EPC). Also, refer to the parts catalogue news for any change.
  - See the parts catalogue news for any revision that is made after July 20, 2021.
- **Always specify the part number when ordering a part.**
  - Check the model, type, serial numbers, color, maker, and the size as needed before ordering a part.
  - Note that the illustrations (part drawings) can differ from the actual parts in shape. They are given just to help you to refer to the parts.
- **When modifications or additions to this parts catalogue are made, a revised edition will be issued at an appropriate time, with successively progressing revision numbers on the cover. We recommend obtaining such revisions in order to keep your parts catalogue up-to-date at all times. To check whether a parts catalogue revision has been issued, please contact your Honda distributor.**

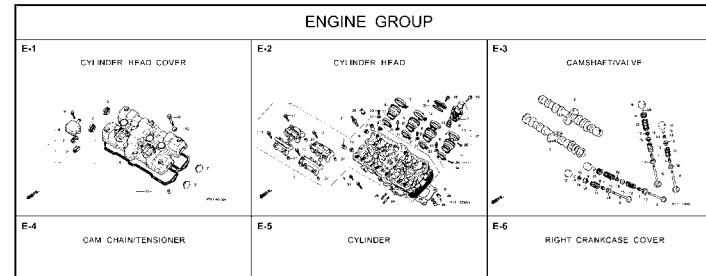
Initial version issue date  
July 20, 2021  
**Honda Motor Co., Ltd.**

## CONTENTS

	Page
• Instruction for use of parts catalogue .....	1
• How to refer to the part information .....	2
• Part catalogue structure.....	3
• When the parts were revised.....	5
• Abbreviations used in the parts catalogue.....	5
• Part block and serial number check.....	6
• Color label attachment position check.....	6
• Models, parts catalogue codes and applicable serial numbers .....	7
• Color label.....	8
• Color chart.....	9
• Fuel hose, general purpose hoses and vinyl hose.....	17
• FLAT RATE SERVICE TIME .....	21
• Illustrated index .....	27
• ENGINE GROUP .....	35
• FRAME GROUP.....	62
• PART NO. INDEX.....	112
• PART NAME INDEX.....	116

## How to refer to the part information

### A Reference with "Illustrated index"



### B Reference with "Part number index"

PART NO. INDEX			
Part Number	Page	Ref.	
04000			13323-MY9-751 28 10
			13324-MY9-751 28 10
04911-MCE-000	26	1	13325-MY9-751 28 10
			13327-MY9-751 28 10
06000			14000
06405-MY5-P00	67	3	14100-MCE-000 13 2
06405-MY5-P10	67	3	14200-MCE-000 13 3
06410-MY9-860	56	1	14321-MCE-000 16 2
06435-MCE-006	55	1	14401-MCE-003 16 3
06451-166-405	51	2	14510-MCE-000 16 4
06451-443-405	55	2	14520-MY9-691 16 5
06451-MA7-405	51	1	14524-MY9-690 16 6
06455-MCE-006	51	3	14546-MCE-000 16 7
			14620-MY9-691 16 8
11000			14711-MCE-000 13 4
11210-MCE-000	25	1	14712-MCE-000 13 5
11330-MCE-305	18	1	14721-MCE-000 13 6
11333-KT5-000	22	1	14722-MCE-000 13 7
11335-MCE-000	18	2	14730-MCE-000 13 8
11360-MCE-000	23	1	14731-MCE-000 13 9
11365-MCE-000	23	2	14731-MY9-751 13 10
11396-MY9-000	18	3	14731-KY2-000 13 11
11631-MCE-000	21	1	14751-MCE-000 13 12
11691-MY9-000	21	2	14761-MCE-000 13 13

### C Reference with "Part name index"

PART NAME INDEX			
Part name	Page	Ref.	Pe
[ A ]			
ADJUSTER, CHAIN	67	5	BOLT, CHANGE
ARM COMP., GEAR CHANGE	64	3	BOLT, CLUTCH
ARM, L. MAIN STEP	65	8	BOLT, CONNECT
ARM, L. PILLION STEP	65	12	BOLT, DISK, 4
ARM, R. MAIN STEP	65	5	BOLT, DRAIN F
ARM, R. PILLION STEP	65	11	BOLT, FLANGE
AUTO COCK ASSY., FUEL	53	2	BOLT, FLANGE,
AXLE, FR. WHEEL	52	3	BOLT, FLANGE,
AXLE, RR. WHEEL	56	3	BOLT, FLANGE,
[ B ]			
BAG, AIR PRESSURE GAUGE	77	4	BOLT, FLANGE,
BAG, SERVICE BOOK	77	1	BOLT, FLANGE,
BAG, TOOL	77	3	BOLT, FLANGE,
BALL, STEEL	65	20	BOLT, FLANGE,
BAND A, INSULATOR	11	11	BOLT, FLANGE,
BAND B, INSULATOR	11	12	BOLT, FLANGE,
BAND, AIR CLEANER CONNECTING TUBE	62	22	BOLT, FLANGE,
BAND, U-LOCK	70	3	BOLT, FLANGE,
BAND, WIRE	26	14	
	43	21	
	74	18	

### F-7 FRONT FENDER

Service item	F.R.T.
FENDER COMP., FR. ....	D.3

Ref. No.	Part No.	Description	Reqd. QTY		Serial No.	Parts catalogue code
			CB400	SFX SFY		
1	45156-MCE-000	CLAMPER, R. FR. BRAKE HOSE	1	1		
2	45157-MCE-000	CLAMPER, L. FR. BRAKE HOSE	1	1		
3	61100-MCE-0002A	FENDER COMP., FR. *NH41TH*FORCE SILVER METALLIC	1	-	----- 3J,4J	
	61100-MCE-0002B	*PB284C*...CANDY PHOENIX BLUE	1	-	----- J,2J	
4	61101-MCE-000	PLATE, FR. FENDER	2	2	1008000	
	61101-MCE-010		2	2	1008001	
5	61102-MCE-300	CUSHION, FR. FENDER (BLACK)	2	2		
6	61105-MCE-000	STAY, FR. FENDER MOUNTING	2	2		
7	61107-MR7-000	COLLAR (6.5)	4	4		
8	96001-06020-00	BOLT, FLANGE, 6X20	4	4		

Page No.

2000.09.01 E

## Part catalogue structure

F-7		FRONT FENDER		Service item F.R.T.	
				FENDER COMP., FR. .... 0.3	
1	45156-MCE-000	CLAMPER, R. FR. BRAKE HOSE ..	1	1	
2	45157-MCE-000	CLAMPER, L. FR. BRAKE HOSE ..	1	1	
3	61100-MCE-000ZA	FENDER COMP., FR.	1	-	----- 3J,4J
		*NH411M*FORCE SILVER METALLIC	-	1	
	61100-MCE-000ZB	*PB284C*...CANDY PHOENIX BLUE	1	-	----- J,2J
4	61101-MCE-000	PLATE, FR. FENDER .....	2	2	1008000
	61101-MCE-010	.....	2	2	1008001
5	61102-MCE-300	CUSHION, FR. FENDER .....	2	2	
		(BLACK)			

① Block title ② Block number

③ Service item/Flat rate time

④ Reference number

- Title number marked with the parenthesis or parentheses indicates that it continues from the previous page.

⑤ Part number ⑥ Honda color code

⑦ Description

⑧ Assemblies

- Sections framed with broken lines in the exploded view drawings are available as complete assemblies. (Their individual parts can also be obtained.)

⑨ Color description

⑩ Note

- Notes are shown with the parentheses in the part name column.

⑪ Required quantity

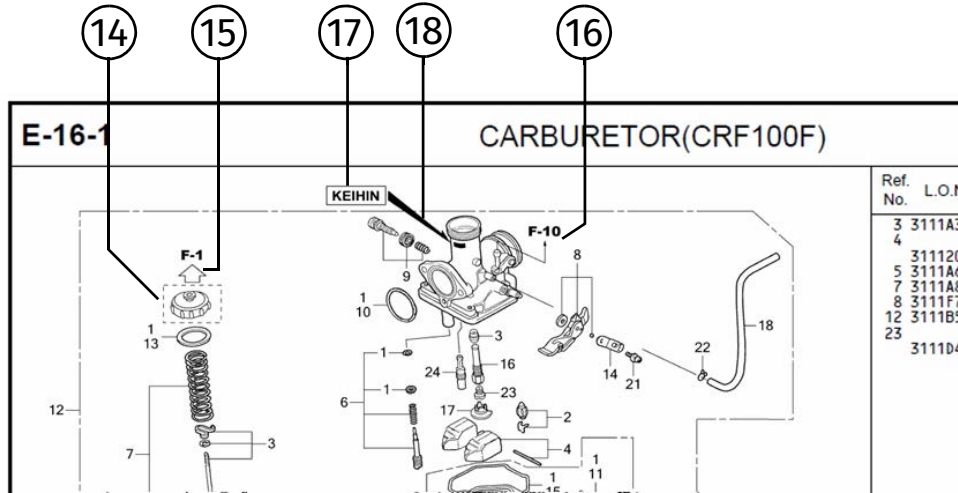
- Reqd. QTY shown in the parenthesis or parentheses indicates the optional part.
- Reqd. QTY marked with "N" indicates the optional part that should be selected as needed.
- Reqd. QTY indicates the number of the part used in the block.

⑫ Serial number

⑬ Parts catalogue code

- When the parts catalogue code column is blank, it indicates that the part is applicable to all codes.

1



⑭   
 • Parts enclosed within a dotted line are covered in a different block.

⑮   
 • A hollow arrow indicates the block No. for the parts enclosed within a dotted line .


⑯   
 • A solid arrow indicates the block No. the part in question is connected to.

⑰ **Replacement Identification Information for Designated Part No.**

⑱ **Location of Replacement Identification Information for Designated Part No.**

- If an arrow mark is indicated in 18, the part is incompatible with a different part No.
- Make sure to order the part of the same manufacture, including the component part.
- To make an order, indicate the part No., which includes the symbol displayed on the applicable section of the part to be replaced.

## When the parts were revised



Ref. No.	Part No.	Description	Reqd. QTY		Serial No.
			CB400 SFX	SFY	
1	45156-MCE-000	CLAMPER, R. FR. BRAKE HOSE ..	1	1	
2	45157-MCE-000	CLAMPER, L. FR. BRAKE HOSE ..	1	1	
3	61100-MCE-000ZA	FENDER COMP., FR. *NH411M*FORCE SILVER METALLIC	1	-	-----3J,4J
	61100-MCE-000ZB	*PB284C*...CANDY PHOENIX BLUE	1	-	-----J,2J
4	61101-MCE-000	PLATE, FR. FENDER (###).....	2	2	-----1008000
	61101-MCE-010	.....	2	2	-----1008001
5	61102-MCE-300	CUSHION, FR. FENDER ..... (BLACK)	2	2	
6	61105-MCE-000	STAY, FR. FENDER MOUNTING ...	2	2	
7	61107-MR7-000	COLLAR (6.5) .....	4	4	
8	96001-06020-00	BOLT, FLANGE, 6X20 .....	4	4	


The number has been used from the initial model without revision.

When shown at the left side, it is applicable to the models of No.1008001 and the subsequent numbers.

When shown at the right side, it is applicable to the models up to No.1008000.

The parts listed with "###" at the end of the parts name have limited supply period (parts not for sale).

## Abbreviations used in the parts catalogue



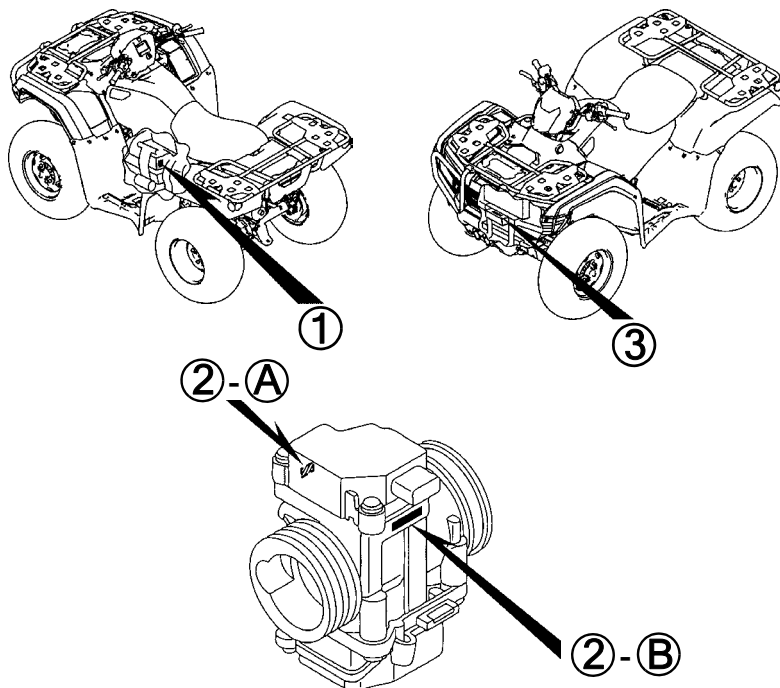
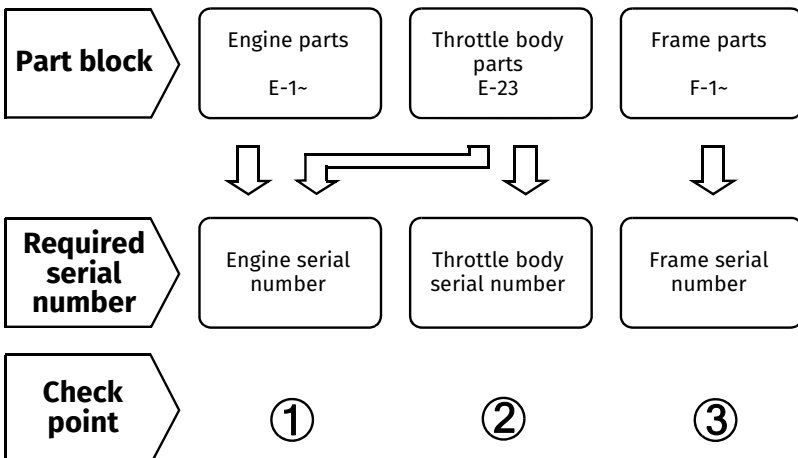
\* "L." or "R." in the description of a part stands for the LEFT hand side or the RIGHT hand side. Determine the left or right as if you were in the motorcycle seat.

### The following abbreviations are used in this parts catalogue.

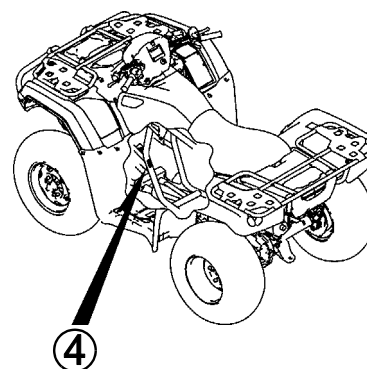
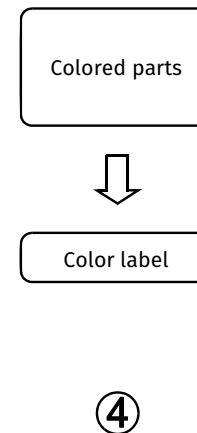
A .....	Ampere	L. ....	Left
ABS .....	Anti-lock brake system	L (100L) ...	Link (100 Links)
A.C. ....	Alternating current	L.E.D. ....	Light emitted diode
A.M. ....	Attaching mark	MM .....	Millimeter
ASSY. ....	Assembly	MPH .....	Miles per hour
C.D.I. ....	Capacitive discharge ignition	R. ....	Right
COMP. ....	Complete	RR. ....	Rear
CP. ....	Candle power	STD. ....	Standard
D.C. ....	Direct current	T (22T) ....	Tooth (22 Teeth)
EX. ....	Exhaust	TCS .....	Traction control system
FR. ....	Front	T.M. ....	Transcript mark
G .....	Gram	V .....	Volt
HEX. ....	Hexagonal	W .....	Watt
IN. ....	Inlet	WL .....	With labelling
KPH .....	Kilometers per hour	WOL .....	Without labelling



**Part block and serial number check**



**Color label attachment position check**



### Models, parts catalogue codes and applicable serial numbers

Models, parts catalogue codes and applicable serial Nos. given in this parts catalogue can be identified as follows.  
 Parts with parts catalogue codes are exclusive for models destined for countries designated.  
 If no area codes are listed, parts are for common use.

Model	Area code	Type	Applicable engine serial No.	Applicable frame serial No.	Applicable throttle body identification No.
TRX520FE1N	NZ	New Zealand	TE44E-8800001~	1HFTE44U*N4850001~	GQ37B A
TRX520FE2N	ED	European direct sales	TE44E-8800001~	1HFTE44M*N4800001~	GQ37B A
	NZ	New Zealand		1HFTE44U*N4875001~	
TRX520FM1N	NZ	New Zealand	TE44E-8800001~	1HFTE44U*N4800001~	GQ37B A
TRX520FM2N	ED	European direct sales	TE44E-8800001~	1HFTE44N*N4800001~	GQ37B A
	NZ	New Zealand		1HFTE44U*N4825001~	

\* Of carburetor/throttle body identification numbers, only the portions underlined in the example below are used for registration.

GQ 37B A KC ア  
 (A) (B)



## Color label

- When ordering parts, check the model name, main color, and code by observing the “COLOR LABEL” on the vehicle.
- When ordering a colored part, use the color chart in the instruction for use of parts catalogue.

		MODEL	VFR800FIW					
		COLOR	Sparkling silver metallic	Mute black metallic	Applicable model		Applicable block No.	Re
No.	CODE		NH-295M	NH-359M	Initial applicable model	Final applicable model		
		Name of colored parts	Basic part No.	NH295	NH359			
1								
2								
3								
4								
5								
6								
7								
8								
9								
10								

**VFR800FIW**  
**COLOR R-157**  
**CODE R157**

1

## Color chart

- When ordering a colored part, refer to the chart below and use a part number consisting of the relevant basic part number to which has been added a part color code.

### TRX520FE1 (TRX520FE1N)

No.	MODEL		TRX520FE1N				
	COLOR		Patriot red	Applicable model		Applicable block No.	Ref. No.
	CODE		R-232	Initial applicable model	Final applicable model		
	Name of colored parts	Basic part No.	R232				
1	ARM ASSY., L. FR. UPPER	51380-HR6-MF0	ZC			F-15	7
2	ARM ASSY., R. FR. UPPER	51370-HR6-MF0	ZC			F-15	5
3	CAP, FR. COVER	64365-040-000	ZH			F-12	18
4	CARRIER, FR. LUGGAGE	81100-HR4-CT0	ZA			F-51	3
5	CARRIER, RR. LUGGAGE	81300-HR3-HA0	ZA			F-51	6
6	COVER SET, FR. CENTER	61305-HR4-U80	ZB			F-12	16
7	COVER SET, L. SIDE	83655-HR3-WA0	ZH			F-28-10	8
8	COVER SET, R. SIDE	83555-HR3-WA0	ZH			F-28-10	3
9	COVER, AIR VENT TUBE	61330-HR6-B00	ZA			F-12	33
10	COVER, ASSIST HEADLIGHT	53205-HR6-660	ZB			F-8	6
11	COVER, METER	53206-HR6-A60	ZA			F-8	7
12	COVER, RR. FENDER	80210-HR3-A20	ZA			F-40	6
13	COVER, TANK	83700-HR3-A20	ZA			F-28-10	9
14	FENDER SET, RR.	80110-HR4-NV0	ZA			F-40	3
15	FENDER, L. FR.	61200-HR4-L20	ZA			F-12	14
16	FENDER, R. FR.	61100-HR6-MF0	ZB			F-12	5

## TRX520FE1 (TRX520FE1N)

No.	MODEL		TRX520FE1N				
	COLOR		Patriot red	Applicable model		Applicable block No.	Ref. No.
	CODE		R-232	Initial applicable model	Final applicable model		
	Name of colored parts	Basic part No.	R232				
17	GRILLE, FR.	81170-HR4-A20	ZA			F-51	5
18	GUARD, ENGINE	50360-HR3-A20	ZA			F-46	11
19	LID ASSY., GLOVE BOX	61110-HR4-L20	ZB			F-12	12
20	LID ASSY., POCKET	61320-HR6-B00	ZA			F-12	31
21	LID, OIL CHECK	83653-HR3-W50	ZA			F-28-10	6
22	LID, RADIATOR CAP	61310-HR6-B00	ZA			F-12	17
23	LID, TOOL BOX	80211-HR3-A20	ZA			F-40	7
24	MARK, FR. CENTER COVER	86611-HR4-U80	ZA			F-54	5
25	MARK, L. WING	86202-HR3-WA0	ZB			F-54	2
26	MARK, R. WING	86201-HR3-WA0	ZB			F-54	1
27	MARK, RR. FENDER	86801-HR4-U80	ZA			F-54	8
28	MUDGUARD, L. CENTER	80122-HR3-A20	ZA			F-40	5
29	MUDGUARD, R. CENTER	80121-HR6-B00	ZA			F-40	4
30	PIPE COMP., FR. CARRY	81150-HR4-CT0	ZA			F-51	4
31	PLUG, GLOVE BOX	61103-HR0-F00	ZA			F-12	8
32	SEAT COMP.	77100-HR3-621	ZA			F-29	1
33	SPACER, ACCESSORY SOCKET INSIDE	61104-HN5-670	ZA			F-12	9
34	SPACER, ACCESSORY SOCKET OUTSIDE	61103-HN5-670	ZB			F-12	7
35	WHEEL SUB ASSY., FR.	44650-HR3-A20	ZA			F-20	3
36	WHEEL SUB ASSY., RR.	42650-HR0-F40	ZA			F-21	3

TRX520FE2 (TRX520FE2N)

No.	MODEL		TRX520FE2N				
	COLOR		Patriot red	Applicable model		Applicable block No.	Ref. No.
	CODE		R-232	Initial applicable model	Final applicable model		
	Name of colored parts	Basic part No.	R232				
1	ARM ASSY., L. FR. UPPER	51380-HR6-MF0	ZC			F-15	7
2	ARM ASSY., R. FR. UPPER	51370-HR6-MF0	ZC			F-15	5
3	CAP, FR. COVER	64365-040-000	ZH			F-12	18
4	CARRIER, FR. LUGGAGE	81100-HR4-CT0	ZA			F-51	3
5	CARRIER, RR. LUGGAGE	81300-HR3-HA0	ZA			F-51	6
6	COVER SET, FR. CENTER	61305-HR4-U90	ZB			F-12	16
7	COVER SET, L. SIDE	83655-HR3-WA0	ZH			F-28-10	8
8	COVER SET, R. SIDE	83555-HR3-WA0	ZH			F-28-10	3
9	COVER, AIR VENT TUBE	61330-HR6-B00	ZA			F-12	33
10	COVER, ASSIST HEADLIGHT	53205-HR6-660	ZB			F-8	6
11	COVER, METER	53206-HR6-A60	ZA			F-8	7
12	COVER, RR. FENDER	80210-HR3-A20	ZA			F-40	6
13	COVER, TANK	83700-HR3-A20	ZA			F-28-10	9
14	FENDER SET, RR.	80110-HR4-EW0	ZA			F-40	3
15	FENDER SET, RR.	80110-HR4-NV0	ZA			F-40	3
16	FENDER, L. FR.	61200-HR4-L20	ZA			F-12	14
17	FENDER, L. FR.	61200-HR4-T20	ZA			F-12	14
18	FENDER, R. FR.	61100-HR6-EC0	ZA			F-12	5
19	FENDER, R. FR.	61100-HR6-MF0	ZB			F-12	5
20	GRILLE, FR.	81170-HR4-A20	ZA			F-51	5



## TRX520FE2 (TRX520FE2N)

No.	MODEL		TRX520FE2N				
	COLOR		Patriot red	Applicable model		Applicable block No.	Ref. No.
	CODE		R-232	Initial applicable model	Final applicable model		
	Name of colored parts	Basic part No.	R232				
21	GUARD, ENGINE	50360-HR3-A20	ZA			F-46	11
22	LID ASSY., GLOVE BOX	61110-HR4-L20	ZB			F-12	12
23	LID ASSY., POCKET	61320-HR6-B00	ZA			F-12	31
24	LID, OIL CHECK	83653-HR3-W50	ZA			F-28-10	6
25	LID, RADIATOR CAP	61310-HR6-B00	ZA			F-12	17
26	LID, TOOL BOX	80211-HR3-A20	ZA			F-40	7
27	MARK, FR. CENTER COVER	86611-HR4-U90	ZA			F-54	6
28	MARK, L. WING	86202-HR3-WA0	ZB			F-54	2
29	MARK, R. WING	86201-HR3-WA0	ZB			F-54	1
30	MARK, RR. FENDER	86801-HR4-U80	ZA			F-54	8
31	MUDGUARD, L. CENTER	80122-HR3-A20	ZA			F-40	5
32	MUDGUARD, R. CENTER	80121-HR6-B00	ZA			F-40	4
33	PIPE COMP., FR. CARRY	81150-HR4-CT0	ZA			F-51	4
34	PLUG, GLOVE BOX	61103-HR0-F00	ZA			F-12	8
35	SEAT COMP.	77100-HR3-621	ZA			F-29	1
36	SEAT COMP.	77100-HR3-D20	ZA			F-29	1
37	SPACER, ACCESSORY SOCKET INSIDE	61104-HN5-670	ZA			F-12	9
38	SPACER, ACCESSORY SOCKET OUTSIDE	61103-HN5-670	ZB			F-12	7
39	WHEEL SUB ASSY., FR.	44650-HR3-A20	ZA			F-20	3
40	WHEEL SUB ASSY., RR.	42650-HR0-F40	ZA			F-21	3

TRX520FM1 (TRX520FM1N)

No.	MODEL		TRX520FM1N				
	COLOR		Patriot red	Applicable model		Applicable block No.	Ref. No.
	CODE		R-232	Initial applicable model	Final applicable model		
	Name of colored parts	Basic part No.	R232				
1	ARM ASSY., L. FR. UPPER	51380-HR6-MF0	ZC			F-15	7
2	ARM ASSY., R. FR. UPPER	51370-HR6-MF0	ZC			F-15	5
3	CAP, FR. COVER	64365-040-000	ZH			F-12	18
4	CARRIER, FR. LUGGAGE	81100-HR4-CT0	ZA			F-51	3
5	CARRIER, RR. LUGGAGE	81300-HR3-HA0	ZA			F-51	6
6	COVER SET, FR. CENTER	61305-HR4-U60	ZB			F-12	16
7	COVER SET, L. SIDE	83655-HR3-WA0	ZH			F-28-10	8
8	COVER SET, R. SIDE	83555-HR3-WA0	ZH			F-28-10	3
9	COVER, AIR VENT TUBE	61330-HR6-B00	ZA			F-12	33
10	COVER, ASSIST HEADLIGHT	53205-HR6-660	ZB			F-8	6
11	COVER, METER	53206-HR6-A60	ZA			F-8	7
12	COVER, RR. FENDER	80210-HR3-A20	ZA			F-40	6
13	COVER, TANK	83700-HR3-A20	ZA			F-28-10	9
14	FENDER SET, RR.	80110-HR4-NT0	ZA			F-40	3
15	FENDER, L. FR.	61200-HR4-L20	ZA			F-12	14
16	FENDER, R. FR.	61100-HR6-MF0	ZB			F-12	5
17	GRILLE, FR.	81170-HR4-A20	ZA			F-51	5
18	GUARD, ENGINE	50360-HR3-A20	ZA			F-46	11
19	LID ASSY., GLOVE BOX	61110-HR4-L20	ZB			F-12	12
20	LID ASSY., POCKET	61320-HR6-B00	ZA			F-12	31





## TRX520FM1 (TRX520FM1N)

No.	MODEL		TRX520FM1N				
	COLOR		Patriot red	Applicable model		Applicable block No.	Ref. No.
	CODE		R-232	Initial applicable model	Final applicable model		
	Name of colored parts	Basic part No.	R232				
21	LID, OIL CHECK	83653-HR3-W50	ZA			F-28-10	6
22	LID, RADIATOR CAP	61310-HR6-B00	ZA			F-12	17
23	LID, TOOL BOX	80211-HR3-A20	ZA			F-40	7
24	MARK, FR. CENTER COVER	86611-HR4-U60	ZA			F-54	3
25	MARK, L. WING	86202-HR3-WA0	ZB			F-54	2
26	MARK, R. WING	86201-HR3-WA0	ZB			F-54	1
27	MARK, RR. FENDER	86801-HR4-U60	ZA			F-54	7
28	MUDGUARD, L. CENTER	80122-HR3-A20	ZA			F-40	5
29	MUDGUARD, R. CENTER	80121-HR6-B00	ZA			F-40	4
30	PIPE COMP., FR. CARRY	81150-HR4-CT0	ZA			F-51	4
31	PLUG, GLOVE BOX	61103-HR0-F00	ZA			F-12	8
32	SEAT COMP.	77100-HR3-621	ZA			F-29	1
33	SPACER, ACCESSORY SOCKET INSIDE	61104-HN5-670	ZA			F-12	9
34	SPACER, ACCESSORY SOCKET OUTSIDE	61103-HN5-670	ZB			F-12	7
35	WHEEL SUB ASSY., FR.	44650-HR3-A20	ZA			F-20	3
36	WHEEL SUB ASSY., RR.	42650-HR0-F40	ZA			F-21	3

TRX520FM2 (TRX520FM2N)

No.	MODEL		TRX520FM2N				
	COLOR		Patriot red	Applicable model		Applicable block No.	Ref. No.
	CODE		R-232	Initial applicable model	Final applicable model		
	Name of colored parts	Basic part No.	R232				
1	ARM ASSY., L. FR. UPPER	51380-HR6-MF0	ZC			F-15	7
2	ARM ASSY., R. FR. UPPER	51370-HR6-MF0	ZC			F-15	5
3	CAP, FR. COVER	64365-040-000	ZH			F-12	18
4	CARRIER, FR. LUGGAGE	81100-HR4-CT0	ZA			F-51	3
5	CARRIER, RR. LUGGAGE	81300-HR3-HA0	ZA			F-51	6
6	COVER SET, FR. CENTER	61305-HR4-U70	ZB			F-12	16
7	COVER SET, L. SIDE	83655-HR3-WA0	ZH			F-28-10	8
8	COVER SET, R. SIDE	83555-HR3-WA0	ZH			F-28-10	3
9	COVER, AIR VENT TUBE	61330-HR6-B00	ZA			F-12	33
10	COVER, ASSIST HEADLIGHT	53205-HR6-660	ZB			F-8	6
11	COVER, METER	53206-HR6-A60	ZA			F-8	7
12	COVER, RR. FENDER	80210-HR3-A20	ZA			F-40	6
13	COVER, TANK	83700-HR3-A20	ZA			F-28-10	9
14	FENDER SET, RR.	80110-HR4-EU0	ZA			F-40	3
15	FENDER SET, RR.	80110-HR4-NT0	ZA			F-40	3
16	FENDER, L. FR.	61200-HR4-L20	ZA			F-12	14
17	FENDER, L. FR.	61200-HR4-T20	ZA			F-12	14
18	FENDER, R. FR.	61100-HR6-EC0	ZA			F-12	5
19	FENDER, R. FR.	61100-HR6-MF0	ZB			F-12	5
20	GRILLE, FR.	81170-HR4-A20	ZA			F-51	5



## TRX520FM2 (TRX520FM2N)

No.	MODEL		TRX520FM2N				
	COLOR		Patriot red	Applicable model		Applicable block No.	Ref. No.
	CODE		R-232	Initial applicable model	Final applicable model		
	Name of colored parts	Basic part No.	R232				
21	GUARD, ENGINE	50360-HR3-A20	ZA			F-46	11
22	LID ASSY., GLOVE BOX	61110-HR4-L20	ZB			F-12	12
23	LID ASSY., POCKET	61320-HR6-B00	ZA			F-12	31
24	LID, OIL CHECK	83653-HR3-W50	ZA			F-28-10	6
25	LID, RADIATOR CAP	61310-HR6-B00	ZA			F-12	17
26	LID, TOOL BOX	80211-HR3-A20	ZA			F-40	7
27	MARK, FR. CENTER COVER	86611-HR4-U70	ZA			F-54	4
28	MARK, L. WING	86202-HR3-WA0	ZB			F-54	2
29	MARK, R. WING	86201-HR3-WA0	ZB			F-54	1
30	MARK, RR. FENDER	86801-HR4-U60	ZA			F-54	7
31	MUDGUARD, L. CENTER	80122-HR3-A20	ZA			F-40	5
32	MUDGUARD, R. CENTER	80121-HR6-B00	ZA			F-40	4
33	PIPE COMP., FR. CARRY	81150-HR4-CT0	ZA			F-51	4
34	PLUG, GLOVE BOX	61103-HR0-F00	ZA			F-12	8
35	SEAT COMP.	77100-HR3-621	ZA			F-29	1
36	SEAT COMP.	77100-HR3-D20	ZA			F-29	1
37	SPACER, ACCESSORY SOCKET INSIDE	61104-HN5-670	ZA			F-12	9
38	SPACER, ACCESSORY SOCKET OUTSIDE	61103-HN5-670	ZB			F-12	7
39	WHEEL SUB ASSY., FR.	44650-HR3-A20	ZA			F-20	3
40	WHEEL SUB ASSY., RR.	42650-HR0-F40	ZA			F-21	3

## Fuel hose, general purpose hoses and vinyl hose

- The standard part fuel hose, general purpose hose and vinyl hose may be substituted by the coiled bulk part.
- When ordering the standard part fuel hose, general purpose hose and vinyl hose use the bulk part number written in the parts catalogue in brackets ( ) underneath the part name, or use the catalogue below.  
(The bulk part standard length is 1 m, however, those displayed in the catalogue < > are available in 3 m and 8 m lengths.)
- When exchanging the hose, cut and use at the specified length as mentioned in the part name.  
(For the method of cutting the bulk part, and method of filling out orders etc., please refer to the service manual and the instructions issued with the bulk part.)
- The list below is a catalogue of the standard part numbers and bulk part numbers. Note that those numbers are applicable to the listed replacement parts only.

Fuel hoses/Tubes			
Standard part No.	Bulk part No.	Bulk part	
		Inner diameter (mm)	Length (m)
95001-30xxx-2x	95001-30001-20M	3.0	1
95001-30xxx-3x	95001-30001-30M	3.0	1
95001-30xxx-4x	95001-30001-40M	3.0	1
95001-35xxx-2x	95001-35001-50M <95001-35003-50M>	3.5	1 3
95001-35xxx-3x	95001-35001-60M <95001-35003-60M>	3.5	1 3
95001-35xxx-4x	95001-35001-60M <95001-35003-60M>	3.5	1 3
95001-35xxx-5x	95001-35001-50M <95001-35003-50M>	3.5	1 3
95001-35xxx-6x	95001-35001-60M <95001-35003-60M>	3.5	1 3
95001-45xxx-2x	95001-45001-50M <95001-45003-50M>	4.5	1 3
95001-45xxx-3x	95001-45001-60M <95001-45003-60M> <95001-45008-60M>	4.5	1 3 8
95001-45xxx-4x	95001-45001-60M <95001-45003-60M> <95001-45008-60M>	4.5	1 3 8
95001-45xxx-5x	95001-45001-50M <95001-45003-50M>	4.5	1 3
95001-45xxx-6x	95001-45001-60M <95001-45003-60M> <95001-45008-60M>	4.5	1 3 8
95001-55xxx-2x	95001-55001-50M <95001-55003-50M> <95001-55008-50M>	5.5	1 3 8

Fuel hoses/Tubes			
Standard part No.	Bulk part No.	Bulk part	
		Inner diameter (mm)	Length (m)
95001-55xxx-3x	95001-55001-60M <95001-55003-60M> <95001-55008-60M>	5.5	1 3 8
95001-55xxx-4x	95001-55001-60M <95001-55003-60M> <95001-55008-60M>	5.5	1 3 8
95001-55xxx-5x	95001-55001-50M <95001-55003-50M> <95001-55008-50M>	5.5	1 3 8
95001-55xxx-6x	95001-55001-60M <95001-55003-60M> <95001-55008-60M>	5.5	1 3 8
95001-75xxx-2x	95001-75001-50M <95001-75003-50M>	7.5	1 3
95001-75xxx-3x	95001-75001-60M <95001-75003-60M> <95001-75008-60M>	7.5	1 3 8
95001-75xxx-4x	95001-75001-60M <95001-75003-60M> <95001-75008-60M>	7.5	1 3 8
95001-75xxx-5x	95001-75001-50M <95001-75003-50M>	7.5	1 3
95001-75xxx-6x	95001-75001-60M <95001-75003-60M> <95001-75008-60M>	7.5	1 3 8
95001-80xxx-2x	95001-80001-50M	8.0	1
95001-80xxx-3x	95001-80001-60M	8.0	1
95001-80xxx-4x	95001-80001-60M	8.0	1
95001-80xxx-5x	95001-80001-50M	8.0	1
95001-80xxx-6x	95001-80001-60M	8.0	1

Vinyl tube				
Standard part No.	Bulk part No.	Bulk part		
		Inner dia- meter (mm)	Outer dia-meter (mm)	Length (m)
95003-01xxx-3x	95003-01001-60M <95003-01003-60M>	2.9	6.8	1 3
95003-01xxx-60	95003-01001-60M <95003-01003-60M>	2.9	6.8	1 3
95003-03xxx-3x	95003-03001-60M <95003-03003-60M>	3.0	6.0	1 3
95003-03xxx-60	95003-03001-60M <95003-03003-60M>	3.0	6.0	1 3
95003-05xxx-3x	95003-05001-60M <95003-05003-60M> <95003-05008-60M>	3.5	6.5	1 3 8
95003-05xxx-60	95003-05001-60M <95003-05003-60M> <95003-05008-60M>	3.5	6.5	1 3 8
95003-07xxx-1x	95003-07001-10M <95003-07003-10M> <95003-07008-10M>	4.0	7.0	1 3 8
95003-07xxx-20	95003-07001-10M <95003-07003-10M> <95003-07008-10M>	4.0	7.0	1 3 8
95003-07xxx-3x	95003-07001-60M <95003-07003-60M> <95003-07008-60M>	4.0	7.0	1 3 8
95003-07xxx-60	95003-07001-60M <95003-07003-60M> <95003-07008-60M>	4.0	7.0	1 3 8
95003-07xxx-7x	95003-07001-70M <95003-07003-70M> <95003-07008-70M>	4.0	7.0	1 3 8
95003-08xxx-1x	95003-08001-10M <95003-08003-10M> <95003-08008-10M>	4.5	6.5	1 3 8
95003-09xxx-3x	95003-09001-60M <95003-09003-60M>	4.5	8.0	1 3
95003-09xxx-60	95003-09001-60M <95003-09003-60M>	4.5	8.0	1 3
95003-10xxx-1x	95003-10001-10M <95003-10003-10M>	5.0	8.0	1 3
95003-10xxx-20	95003-10001-10M <95003-10003-10M>	5.0	8.0	1 3
95003-10xxx-3x	95003-10001-60M <95003-10003-60M>	5.0	8.0	1 3
95003-10xxx-60	95003-10001-60M <95003-10003-60M>	5.0	8.0	1 3
95003-11xxx-3x	95003-11001-60M <95003-11003-60M> <95003-11008-60M>	5.0	9.0	1 3 8
95003-11xxx-60	95003-11001-60M <95003-11003-60M> <95003-11008-60M>	5.0	9.0	1 3 8
95003-12xxx-1x	95003-12001-10M <95003-12003-10M> <95003-12008-10M>	5.0	7.0	1 3 8
95003-12xxx-20	95003-12001-10M <95003-12003-10M> <95003-12008-10M>	5.0	7.0	1 3 8

Vinyl tube				
Standard part No.	Bulk part No.	Bulk part		
		Inner dia- meter (mm)	Outer dia-meter (mm)	Length (m)
95003-14xxx-1x	95003-14001-10M <95003-14003-10M>	6.0	9.0	1 3
95003-14xxx-20	95003-14001-10M <95003-14003-10M>	6.0	9.0	1 3
95003-14xxx-3x	95003-14001-60M <95003-14003-60M>	6.0	9.0	1 3
95003-17xxx-1x	95003-17001-10M <95003-17003-10M>	7.0	9.0	1 3
95003-19xxx-1x	95003-19001-10M <95003-19003-10M> <95003-19008-10M>	7.0	11.0	1 3 8
95003-19xxx-20	95003-19001-10M <95003-19003-10M> <95003-19008-10M>	7.0	11.0	1 3 8
95003-19xxx-3x	95003-19001-60M <95003-19003-60M> <95003-19008-60M>	7.0	11.0	1 3 8
95003-19xxx-60	95003-19001-60M <95003-19003-60M> <95003-19008-60M>	7.0	11.0	1 3 8
95003-21xxx-1x	95003-21001-10M <95003-21003-10M>	8.0	9.0	1 3
95003-21xxx-20	95003-21001-10M <95003-21003-10M>	8.0	9.0	1 3
95003-23xxx-1x	95003-23001-10M <95003-23003-10M>	8.0	12.0	1 3
95003-23xxx-20	95003-23001-10M <95003-23003-10M>	8.0	12.0	1 3
95003-23xxx-3x	95003-23001-60M <95003-23003-60M> <95003-23008-60M>	8.0	12.0	1 3 8
95003-23xxx-60	95003-23001-60M <95003-23003-60M> <95003-23008-60M>	8.0	12.0	1 3 8
95003-25xxx-1x	95003-25001-10M <95003-25003-10M>	9.0	11.0	1 3
95003-25xxx-20	95003-25001-10M <95003-25003-10M>	9.0	11.0	1 3
95003-25xxx-3x	95003-25001-60M <95003-25003-60M>	9.0	11.0	1 3
95003-25xxx-7x	95003-25001-70M <95003-25003-70M>	9.0	11.0	1 3
95003-27xxx-1x	95003-27001-10M <95003-27003-10M>	9.0	13.0	1 3
95003-27xxx-20	95003-27001-10M <95003-27003-10M>	9.0	13.0	1 3
95003-27xxx-3x	95003-27001-60M <95003-27003-60M>	9.0	13.0	1 3
95003-27xxx-60	95003-27001-60M <95003-27003-60M>	9.0	13.0	1 3
95003-33xxx-1x	95003-33001-10M <95003-33003-10M>	10.0	14.0	1 3
95003-33xxx-20	95003-33001-10M <95003-33003-10M>	10.0	14.0	1 3

Vinyl tube				
Standard part No.	Bulk part No.	Bulk part		
		Inner dia- meter (mm)	Outer dia-meter (mm)	Length (m)
95003-36xxx-1x	95003-36001-10M <95003-36003-10M> <95003-36008-10M>	11.0	13.0	1 3 8
95003-36xxx-20	95003-36001-10M <95003-36003-10M> <95003-36008-10M>	11.0	13.0	1 3 8
95003-37xxx-3x	95003-37001-60M <95003-37003-60M>	11.0	15.0	1 3
95003-37xxx-60	95003-37001-60M <95003-37003-60M>	11.0	15.0	1 3
95003-38xxx-1x	95003-38001-10M <95003-38003-10M>	12.0	13.0	1 3
95003-38xxx-20	95003-38001-10M <95003-38003-10M>	12.0	13.0	1 3
95003-39xxx-1x	95003-39001-10M <95003-39003-10M>	12.0	14.0	1 3
95003-39xxx-20	95003-39001-10M <95003-39003-10M>	12.0	14.0	1 3
95003-40xxx-20	95003-40001-10M <95003-40003-10M>	12.0	16.0	1 3
95003-40xxx-3x	95003-40001-60M <95003-40003-60M>	12.0	16.0	1 3
95003-40xxx-60	95003-40001-60M <95003-40003-60M>	12.0	16.0	1 3
95003-43xxx-1x	95003-43001-10M <95003-43003-10M> <95003-43008-10M>	13.0	15.0	1 3 8
95003-43xxx-20	95003-43001-10M <95003-43003-10M> <95003-43008-10M>	13.0	15.0	1 3 8
95003-45xxx-1x	95003-45001-10M <95003-45003-10M> <95003-45008-10M>	14.0	18.0	1 3 8
95003-45xxx-20	95003-45001-10M <95003-45003-10M> <95003-45008-10M>	14.0	18.0	1 3 8
95003-50xxx-1x	95003-50001-10M <95003-50003-10M>	16.0	19.0	1 3
95003-50xxx-20	95003-50001-10M <95003-50003-10M>	16.0	19.0	1 3
95003-50xxx-3x	95003-50001-60M <95003-50003-60M>	16.0	19.0	1 3
95003-55xxx-1x	95003-55001-10M <95003-55003-10M>	17.5	20.5	1 3
95003-55xxx-20	95003-55001-10M <95003-55003-10M>	17.5	20.5	1 3
95003-60xxx-1x	95003-60001-10M <95003-60003-10M>	22.0	27.0	1 3
95003-60xxx-20	95003-60001-10M <95003-60003-10M>	22.0	27.0	1 3
95003-60xxx-3x	95003-60001-60M <95003-60003-60M>	22.0	27.0	1 3
95003-60xxx-60	95003-60001-60M <95003-60003-60M>	22.0	27.0	1 3

General purpose hoses			
Standard part No.	Bulk part No.	Bulk part	
		Inner diameter (mm)	Length (m)
95005-11xxx-3x	95005-11001-30M	11.0	1
95005-11xxx-5x	95005-11001-50M	11.0	1
95005-12xxx-1x	95005-12001-10M <95005-12003-10M>	12.0	1 3
95005-12xxx-2x	95005-12001-20M	12.0	1
95005-12xxx-3x	95005-12001-30M	12.0	1
95005-12xxx-5x	95005-12001-50M	12.0	1
95005-14xxx-1x	95005-14001-10M	14.0	1
95005-14xxx-2x	95005-14001-20M <95005-14003-20M>	14.0	1 3
95005-14xxx-3x	95005-14001-30M	14.0	1
95005-14xxx-5x	95005-14001-50M	14.0	1
95005-17xxx-1x	95005-17001-10M	17.0	1
95005-17xxx-2x	95005-17001-20M	17.0	1
95005-17xxx-3x	95005-17001-30M	17.0	1
95005-17xxx-5x	95005-17001-50M	17.0	1
95005-30xxx-3x	95005-30001-30M	3.0	1
95005-30xxx-5x	95005-30001-50M	3.0	1
95005-35xxx-1x	95005-35001-10M <95005-35003-10M> <95005-35008-10M>	3.5	1 3 8
95005-35xxx-2x	95005-35001-20M	3.5	1
95005-35xxx-3x	95005-35001-30M	3.5	1
95005-35xxx-4x	95005-35001-10M <95005-35003-10M> <95005-35008-10M>	3.5	1 3 8
95005-35xxx-5x	95005-35001-50M	3.5	1
95005-45xxx-1x	95005-45001-10M <95005-45003-10M> <95005-45008-10M>	4.5	1 3 8
95005-45xxx-2x	95005-45001-20M	4.5	1
95005-45xxx-3x	95005-45001-30M	4.5	1

General purpose hoses			
Standard part No.	Bulk part No.	Bulk part	
		Inner diameter (mm)	Length (m)
95005-45xxx-4x	95005-45001-10M <95005-45003-10M> <95005-45008-10M>	4.5	1 3 8
95005-45xxx-5x	95005-45001-50M	4.5	1
95005-50xxx-3x	95005-50001-30M <95005-50003-30M>	5.0	1 3
95005-50xxx-5x	95005-50001-50M	5.0	1
95005-55xxx-1x	95005-55001-10M <95005-55003-10M> <95005-55008-10M>	5.3	1 3 8
95005-55xxx-2x	95005-55001-20M <95005-55003-20M>	5.3	1 3
95005-55xxx-4x	95005-55001-10M <95005-55003-10M> <95005-55008-10M>	5.3	1 3 8
95005-65xxx-1x	95005-65001-10M <95005-65003-10M>	6.5	1 3
95005-65xxx-2x	95005-65001-20M	6.5	1
95005-70xxx-3x	95005-70001-30M <95005-70003-30M>	7.0	1 3
95005-70xxx-5x	95005-70001-50M	7.0	1
95005-75xxx-1x	95005-75001-10M <95005-75003-10M>	7.3	1 3
95005-75xxx-2x	95005-75001-20M	7.3	1
95005-80xxx-1x	95005-80001-10M <95005-80003-10M>	8.0	1 3
95005-80xxx-2x	95005-80001-20M	8.0	1
95005-80xxx-3x	95005-80001-30M	8.0	1
95005-80xxx-5x	95005-80001-50M	8.0	1
95005-91xxx-3x	95005-91001-30M	12.0	1
95005-91xxx-5x	95005-91001-50M	12.0	1
95005-92xxx-3x	95005-92001-30M	12.0	1
95005-92xxx-5x	95005-92001-50M	12.0	1

NOTE: X is displayed to represent the omitted numerals and letters of the roman alphabet.

⊙ **CAUTION: It is DANGEROUS to confuse the fuel hose with the general purpose hose or vinyl hose.**

Never use a general purpose hose or vinyl hose in place of a fuel hose or vice versa. Always use the correct bulk part in the parts catalogue, according to the service manual or the instructions issued with the bulk part.



• Bulk part number of fuel hose, general purpose hose and vinyl hose.

(Example)

9 5 0 0 1 - 7 5 0 0 1 - 5 0 M

**Bulk part number:** Refers to the bulk part.

**Marking code (hose type):** (fuel hose and general purpose hose)

**Change code (for added hose):** (Vinyl hose)

• Indicates number mark or change sequence, however, the code for the bulk part must be strictly 0 (zero).

**Types of code:**

- Fuel hose
  - 2: Red outside braid (3 mm inside dia. only)
  - 5: Black inside braid
  - 3: Red (3 mm inside dia. only)
  - 4: Ash gray with red stripe (3 mm inside dia. only)
  - 6: Black

- Vinyl hose
  - 1: Clear
  - 2: Black
  - 3: Light red
  - 6: Light red
  - 7: Pale black

- General hose
  - 1: Ash gray
  - 2: Ash gray
  - 3: Black
  - 5: Black

**Lengths:** 001: 1 m (standard)  
003: 3 m  
008: 8 m

**I.D code:** (fuel hose and general purpose hose)

- 30: 3.0 mm
- 35: 3.5 mm
- 45: 4.5 mm
- 50: 5.0 mm
- 55: 5.3 mm, 5.5 mm
- 65: 6.5 mm
- 70: 7.0 mm
- 75: 7.3 mm, 7.5 mm
- 80: 8.0 mm
- 11: 11 mm
- 91: 12 mm (outside dia. 15) mm
- 92: 12 mm (outside dia. 16) mm
- 12: 12 mm (outside dia. 17) mm
- 14: 14 mm
- 17: 17 mm

**ID./OD. code:** (vinyl hose)

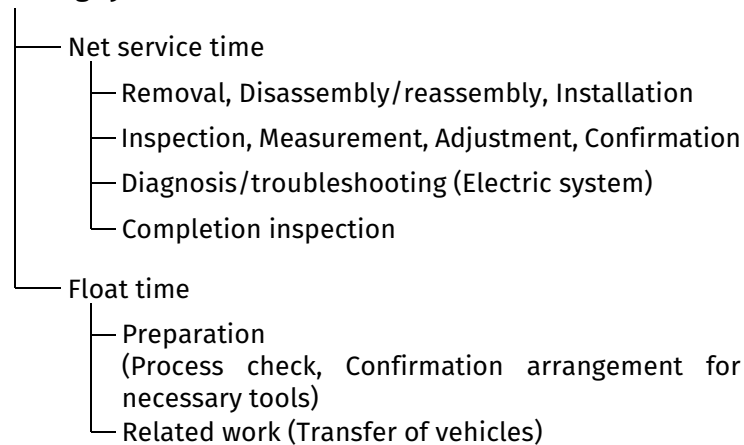
- |                         |                           |                           |
|-------------------------|---------------------------|---------------------------|
| 01: ID. 2.9, OD. 6.8 mm | 14: ID. 6.0, OD. 9.0 mm   | 37: ID. 11.0, OD. 15.0 mm |
| 03: ID. 3.0, OD. 6.0 mm | 17: ID. 7.0, OD. 9.0 mm   | 38: ID. 12.0, OD. 13.0 mm |
| 05: ID. 3.5, OD. 6.5 mm | 19: ID. 7.0, OD. 11.0 mm  | 39: ID. 12.0, OD. 14.0 mm |
| 07: ID. 4.0, OD. 7.0 mm | 21: ID. 8.0, OD. 9.0 mm   | 40: ID. 12.0, OD. 16.0 mm |
| 08: ID. 4.5, OD. 6.5 mm | 23: ID. 8.0, OD. 12.0 mm  | 43: ID. 13.0, OD. 15.0 mm |
| 09: ID. 4.5, OD. 8.0 mm | 25: ID. 9.0, OD. 11.0 mm  | 45: ID. 14.0, OD. 18.0 mm |
| 12: ID. 5.0, OD. 7.0 mm | 27: ID. 9.0, OD. 13.0 mm  | 50: ID. 16.0, OD. 19.0 mm |
| 10: ID. 5.0, OD. 8.0 mm | 33: ID. 10.0, OD. 14.0 mm | 55: ID. 17.5, OD. 20.5 mm |
| 11: ID. 5.0, OD. 9.0 mm | 36: ID. 11.0, OD. 13.0 mm | 60: ID. 22.0, OD. 27.0 mm |

**Hose type:** 1: Fuel hose  
3: Vinyl hose  
5: General hose

## FLAT RATE SERVICE TIME

Flat rate service time (FRT) means the standard time required to service a MC, which is listed in this manual to help the dealers control the actual working process and calculate the service charge by using it as a guide.

### FRT setting system



\* Float time is set by multiplying the net service time by a given coefficient.

### Editorial style

The service items shown in the text are listed with the exchange work time for the repair sales parts as the subject. Other representative service items not using repair parts (removal/installation, adjustment, inspection/measuring, and other work) are listed collectively in the list in the preface, classified according to the work.

### FRT setting standard

- Decimal system (in unit of 0.1) is adopted to set FRT as it is convenient to calculate the wage.  
Example: (0.1)→6 minutes, (0.2)→12 minutes  
[Labor cost per hour] x [FRT] = [Wage]
- FRT is set with a hand tool.
- Service items and FRT can be subject to change depending on development of tools and service equipment and improvement in service procedure.



**Work procedure**

- As the work procedure is set with the work time according to the method in the separate Service Manual, refer to this Manual as required.
- Work methods permitting servicing in the shortest time still permitting assurance of safe work and product warranty are used for the setting of service items not listed in the Service Manual.
- Work basically is to be performed by one person, and when two or more people are required, setting is done as the total time for the number of people.
- The set value for the technological level of the workers uses a person with three years of experience in the repair of Honda vehicles as the standard.
- Special tools and service equipment used to set FRT are those specified or recommended in Service Manual.

**Service item whose FRT is not presented**

- Accessories and service parts that are not listed to use in this manual.
  - Locations with little aging deterioration or breakage during normal use.
  - Service work that can be finished by one touch.
  - Service work that is seldom done (i.e. extremely small causes of trouble and service frequency).
- \* When FRT is not presented, please calculate wages based on appropriate actual work time

**Operation not included of FRT**

- Oil and coolant water draining, Waiting time for warming up operation and etc..
- Additional operation that involves removal/installation of standard exterior equipment.
- Indirect time spent for service by visiting the customer, trade-in, and delivery of a MC.
- Indirect time required for ordering and delivery of parts.
- Cost for grease, adhesive agent, etc. used for service work.

**Explanation of FRT by using an example  
(The example may differ from the actual presented items)**

Ref. No.	L.O.N.	(Relative ref. Number) Description	F.R.T.
②	111118	(1, 3, 4, 7) CAMSHAFT ..... 4.5	②
③	111118A	⑥ • Includes: Valve clearance adjustment Replace rocker arm add .....1.0	⑤

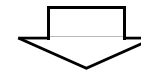
- ① Reference No. of the illustration of part that shows location of the replacement work.
- ② FRT is an abbreviation of Flat Rate Time indicating the standard service time required for the replacement.
- ③ LON is an abbreviation of Labor Operation Number, and it is a classification of the service items by the work unit code.  
  
The same operation code is used regardless of the models.  
  
Standard operation is indicated with 6 digits code, and additional operation is indicated with 7 digits code.
- ④ Indicating the camshaft replacement and FRT4.5.
- ⑤ Indicating FRT1.0 that will be added when additional operation (replace rocker arm) is done in association with camshaft replacement.

- ⑥ Indicating work contents that are included in the service item.
- ⑦ Indicating a reference No. whose operation and time are the same as FRT4.5 for the camshaft.

(The application range is limited to the service items without an LON setting within a same block.)

**How to refer to the service item by using the sample  
(camshaft replacement)**

Open to the page of the block where the camshaft's spare part illustration is shown.



Look for the camshaft illustration, and refer to the service item and FRT that agree with the reference No.

**Indication mark for the listing of service items that continues to the following page**

Ref. No.	L.O.N.	(Relative ref. Number) Description	F.R.T.
2	111118	CAMSHAFT .....	4.5
	.	.	.
	.	.	.

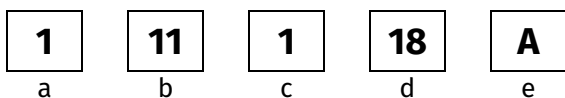
+

Mark indicated at the last line.

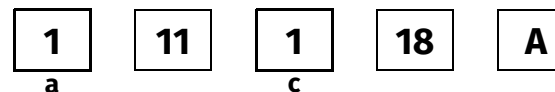
**Indication of the block with no setting of FRT**

Ref. No.	L.O.N.	(Relative ref. Number) Description	F.R.T.
<b>NO INFORMATION .....</b>			

• **LON code system**



- a) Category code..... Engine
- b) Location/function code..... Engine upper
- c) Operation code..... Replace
- d) Operation sequence number (Unit code can be shown with alphabet)  
..... camshaft  
(No regular rule of code)
- e) Additional code..... replace rocker arm  
(No regular rule of code)



**a) Category codes and classification**

Code	Category
1	Engine
2	Transmission
3	Fuel & Exhaust
4	Frame & Body
5	Steering/Suspension
6	Electrical
7	Wheels/Brakes
8	Controls/instrument
9	-
0	-

**c) Operation codes and classification**

Code	Operation category
1	Replace, Removal/Installation, Change
2	Overhaul
3	Adjust, Balance
4	(Paint-related work: Top-coat)
5	Test, Inspect/diagnose, Measurement, Check
6	(Overhaul-related work: Rebore)
7	(Overhaul-related work: Reseal)
8	(Resurface)
9	(Paint-related work: Refinish)
0	Repair, Cleaning, Air bleeding

Major service items without using spare parts

Removal/Installation, Adjustment, Inspection/Measurement, Overhaul, Other work

E: Engine, F: Frame

**\* OPERATIONS OTHER THAN REPLACING PARTS**

**• Removal/installation**

Set for the configuration with the parts removed from the vehicle.

	LON	DESCRIPTION	FRT
E	1101E5	<b>TILTING ENGINE ASSEMBLY- REMOVAL/INSTALLATION</b> INCLUDES: All necessary adjustment	4.3
	3111D5	<b>THROTTLE BODY ASSEMBLY- REMOVAL/INSTALLATION</b>	0.8
	1101E6	<b>CRANKCASE SEPARATION</b> INCLUDES: Engine removal and installation	7.2
F	1151E6	<b>RADIATOR ASSEMBLY- REMOVAL/INSTALLATION</b>	0.9
		<b>FINAL DRIVEN GEAR ASSEMBLY- REMOVAL/INSTALLATION</b>	
	2131S4 2131S5	FRONT REAR	2.0 1.3

**• Adjustment**

	LON	DESCRIPTION	FRT
E	2123A0	<b>CLUTCH-ADJUSTMENT</b>	0.1
	6143A1	<b>SPARK PLUG-ADJUSTMENT/CLEANING</b>	0.2
	1113A0	<b>VALVE CLEARANCE-ADJUSTMENT</b> NOTE: For 1 vehicle	0.8

F	6163A0	<b>HEADLIGHT-AIMING</b>	0.1
	7103A3	<b>TOE-IN-ADJUSTMENT</b>	0.3
	7113A1	<b>REAR BRAKE-ADJUSTMENT</b> EXCLUDES: Rear brake shoe adjustment	0.1
	7113A2	<b>PARKING BRAKE-ADJUSTMENT</b>	0.1
	3113A3	<b>THROTTLE OPERATION-ADJUSTMENT</b>	0.1

**• Inspection/Measurement**

	LON	DESCRIPTION	FRT
E	1115A0	<b>COMPRESSION PRESSURE-MEASUREMENT</b>	0.2
	6145A0	<b>IGNITION TIMING-INSPECTION</b>	0.4
F	6105A0	<b>BATTERY-CHARGE</b> INCLUDES: In case of open type battery, checking electrolyte level and charge.	0.2

**• Overhaul**

Work condition: The required Measurements, inspections, adjustments, and cleaning/washing of each part are performed, including the main body removal/installation work and the replacement of defective parts.

	LON	DESCRIPTION	FRT
F	2132A1	<b>FINAL DRIVEN GEAR-OVERHAUL</b> FRONT	4.4
	2132A2	REAR	3.4

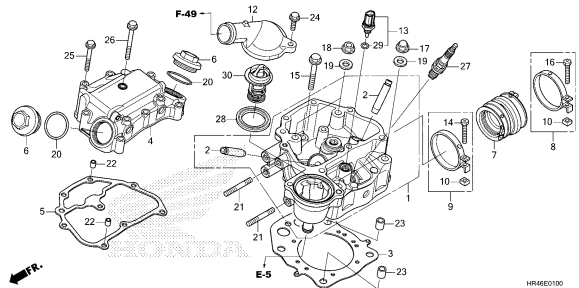
## • Other work

	LON	DESCRIPTION	FRT
E	1130A1	<b>OIL FILTER SCREEN-CLEANING</b> INCLUDES: Engine removal and installation	7.2
F	3120A0	<b>CLEANER ELEMENT-CLEANING</b>	0.2
	5105A0	<b>MEMORIZING THE TORQUE SENSOR NEUTRAL POSITION</b>	0.1
	7110A0	<b>FRONT BRAKE-AIR BLEEDING</b>	0.2
	1151E7	<b>RADIATOR COOLANT-CHANGE</b>	0.3
	6185A0	<b>ECM/PCM UPDATE</b>	0.2

# ENGINE GROUP

E-1

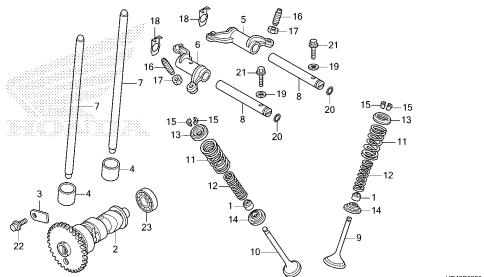
CYLINDER HEAD



HR46E0100

E-2

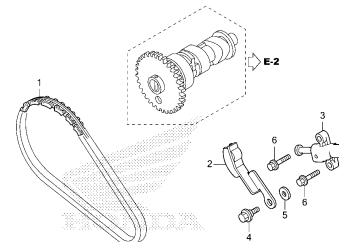
CAMSHAFT/VALVE



HR46E0200

E-3

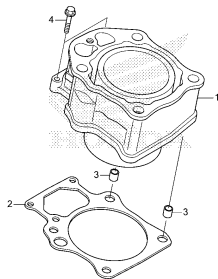
CAM CHAIN/TENSIONER



HR46E0300

E-4

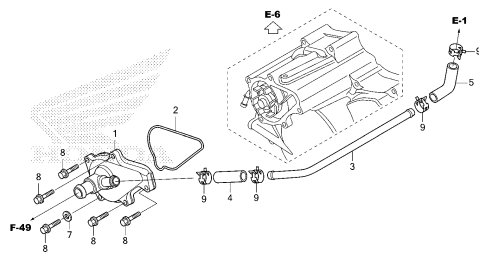
CYLINDER



HR46E0400

E-5

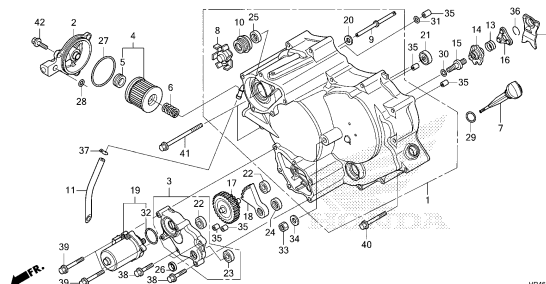
WATER PUMP COVER



HR46E0500

E-6

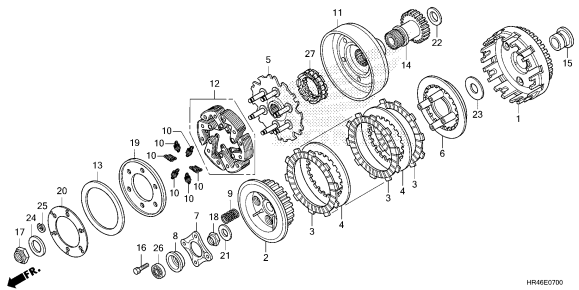
FRONT CRANKCASE COVER



HR46E0600

E-7

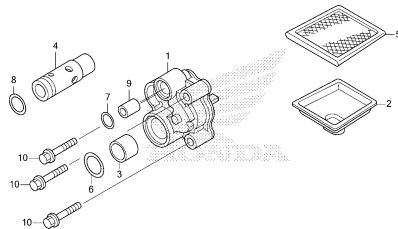
CLUTCH



HR46E0700

E-9

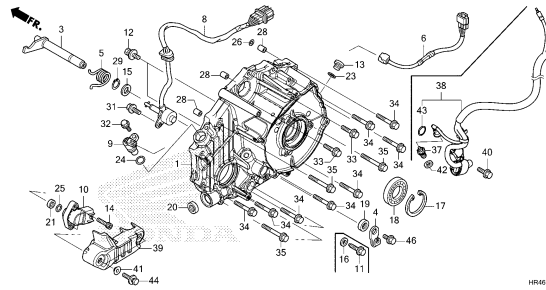
OIL PUMP



HR46E0900

E-10

REAR CRANKCASE COVER



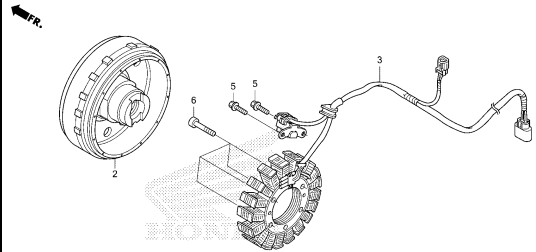
HR46E1000

2

# ENGINE GROUP

E-11

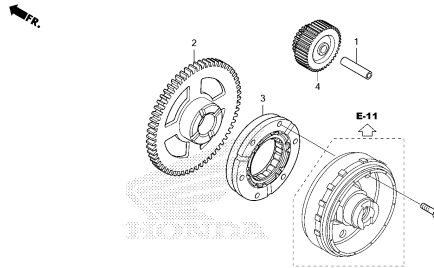
GENERATOR



HR46E1100

E-12

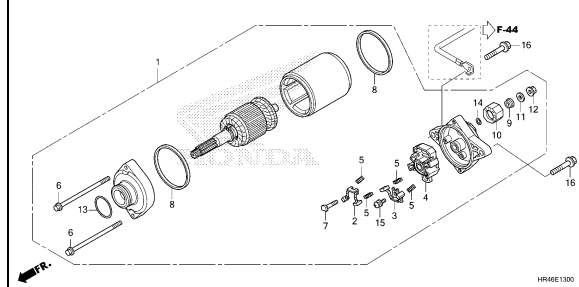
STARTING GEAR



HR46E1200

E-13

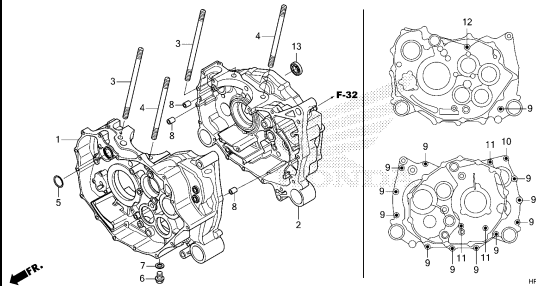
STARTER MOTOR



HR46E1300

E-14

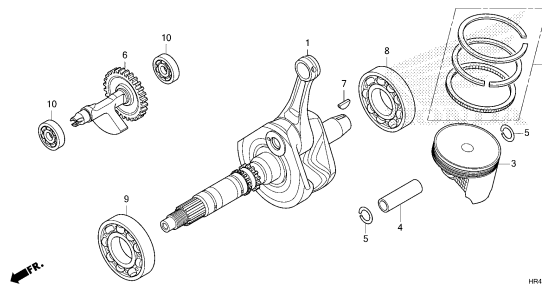
CRANKCASE



HR46E1400

E-15

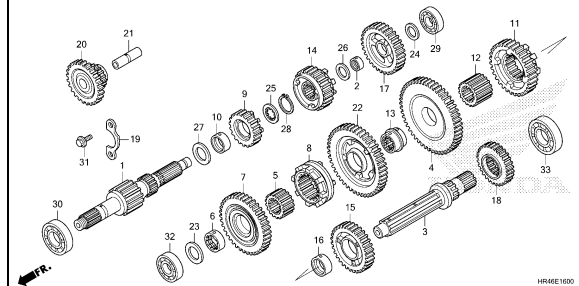
CRANKSHAFT/PISTON



HR46E1500

E-16

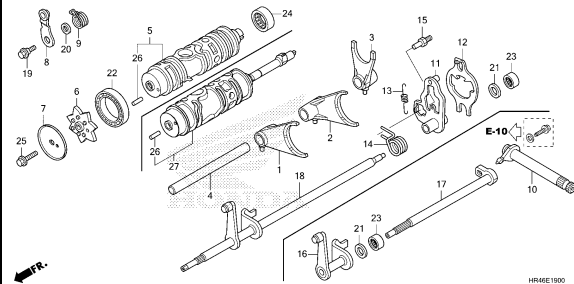
TRANSMISSION



HR46E1600

E-19

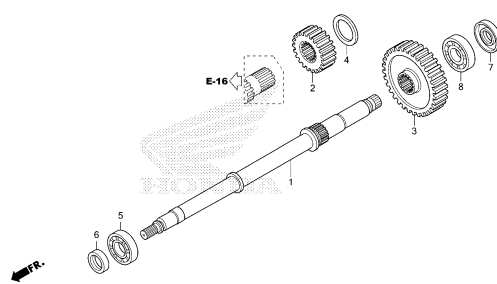
GEARSHIFT FORK



HR46E1900

E-20

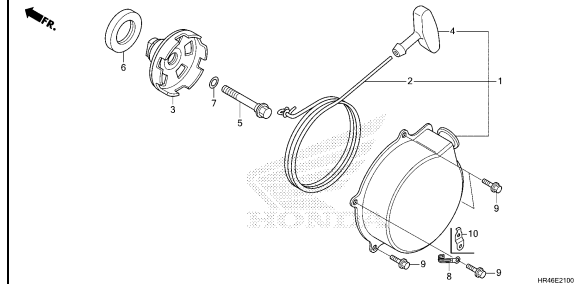
FINAL SHAFT



HR46E2000

E-21

RECOIL STARTER

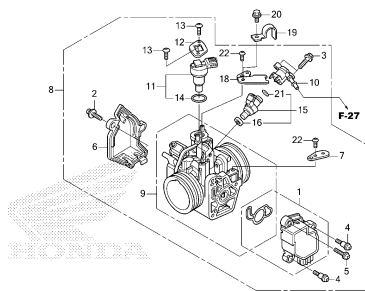


HR46E2100

# ENGINE GROUP

E-23

## THROTTLE BODY



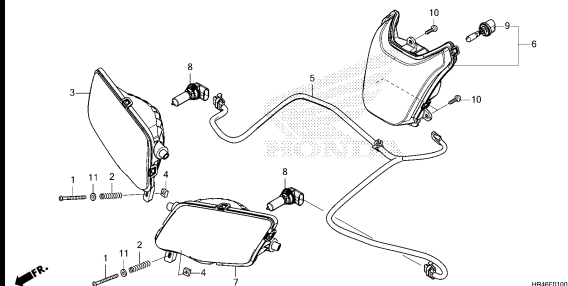
2



# FRAME GROUP

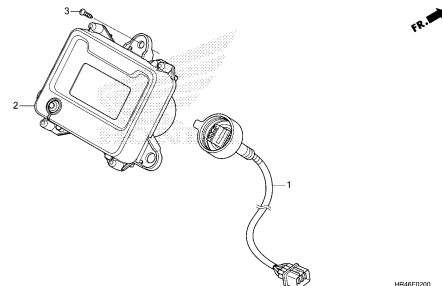
F-1

HEADLIGHT



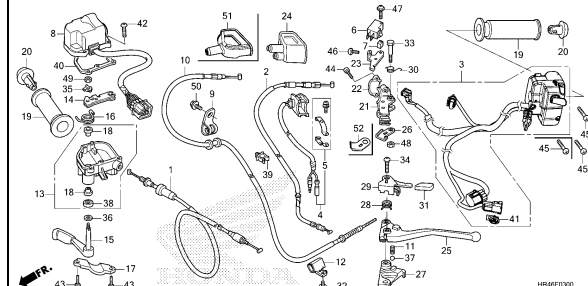
F-2

METER



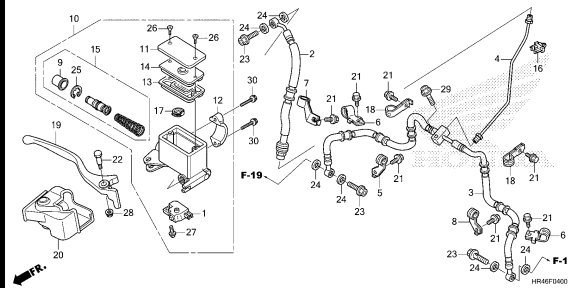
F-3

HANDLE LEVER/SWITCH/CABLE



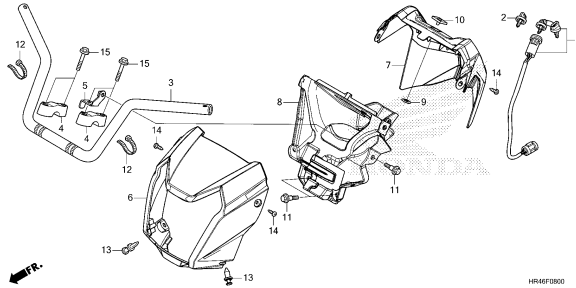
F-4

FRONT BRAKE MASTER CYLINDER



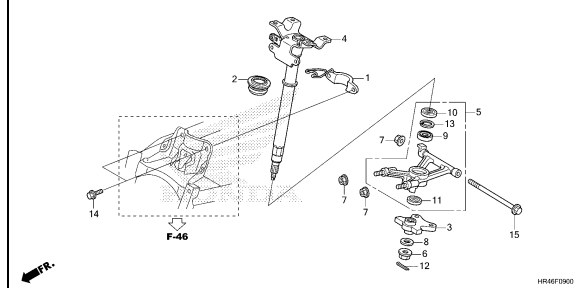
F-8

HANDLE PIPE



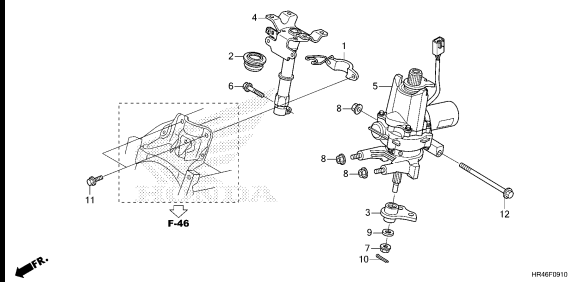
F-9

STEERING SHAFT



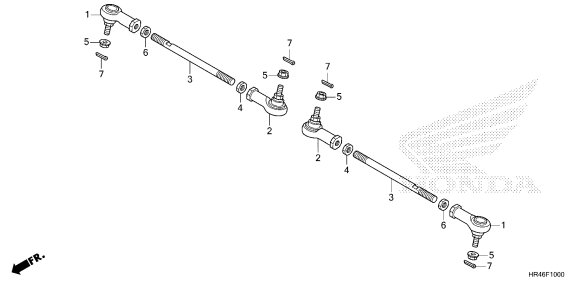
F-9-10

STEERING SHAFT(EPS)



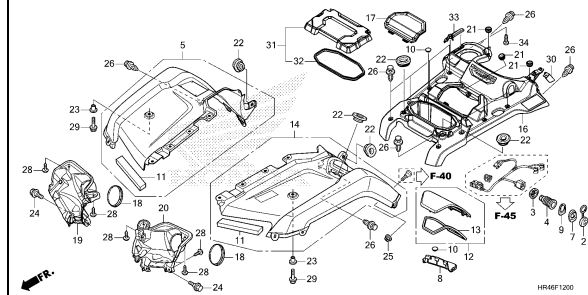
F-10

TIE ROD



F-12

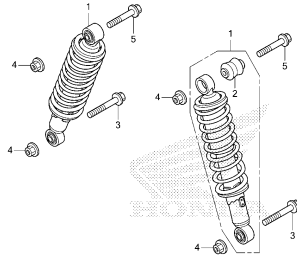
FRONT FENDER



# FRAME GROUP

**F-14**

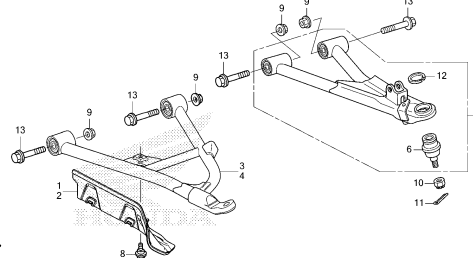
FRONT CUSHION



HRM6F100

**F-15**

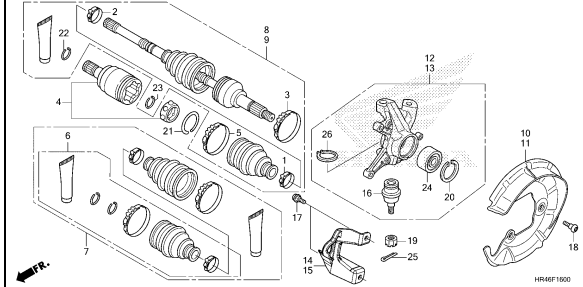
FRONT ARM



HRM6F100

**F-16**

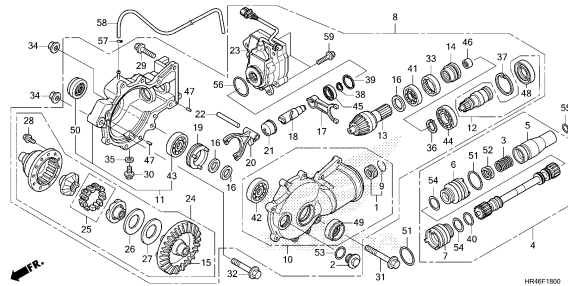
FRONT KNUCKLE/FRONT DRIVESHAFT



HRM6F100

**F-18**

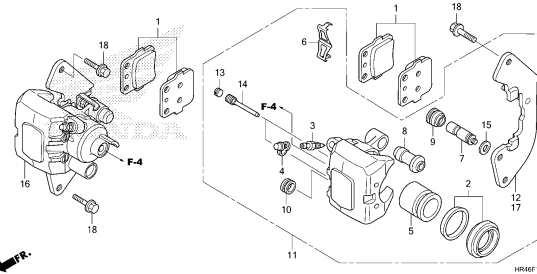
FRONT FINAL GEAR



HRM6F100

**F-19**

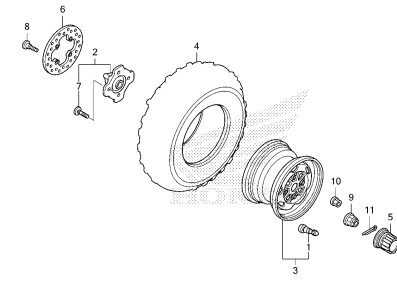
FRONT BRAKE CALIPER



HRM6F100

**F-20**

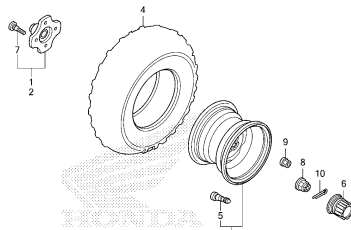
FRONT WHEEL



HRM6F200

**F-21**

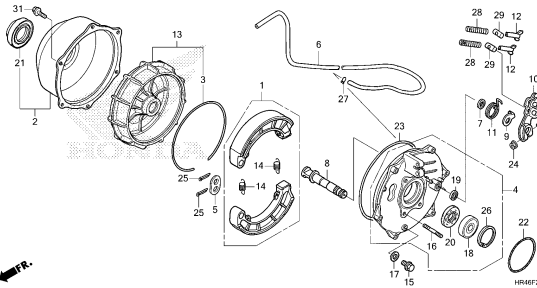
REAR WHEEL



HRM6F2100

**F-22-10**

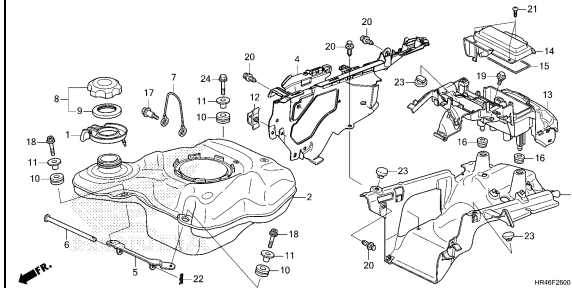
REAR BRAKE PANEL



HRM6F2210

**F-26**

FUEL TANK



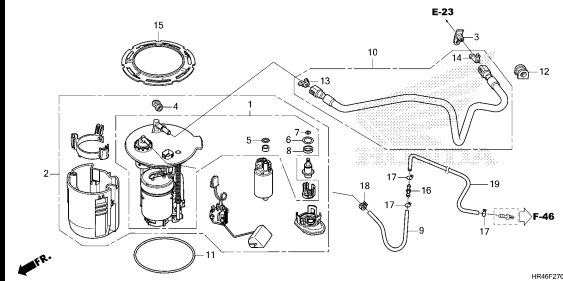
HRM6F2000

3

# FRAME GROUP

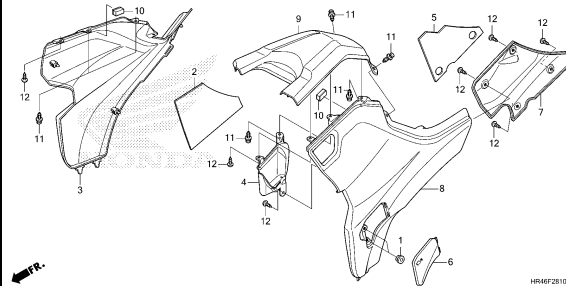
**F-27**

**FUEL PUMP**



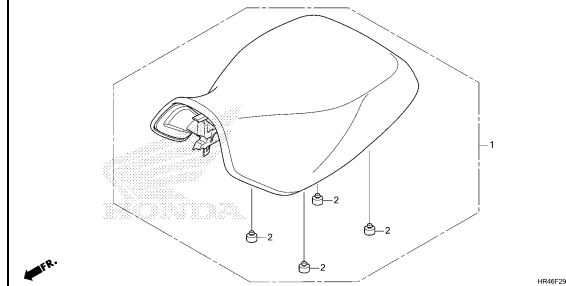
**F-28-10**

**SIDE COVER/TANK COVER**



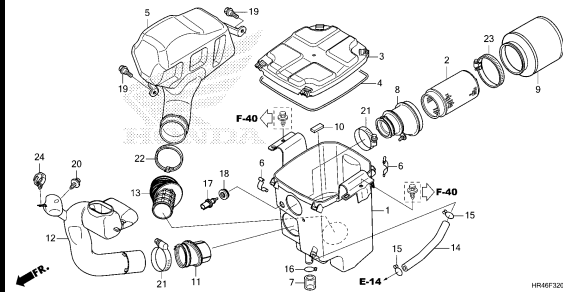
**F-29**

**SEAT**



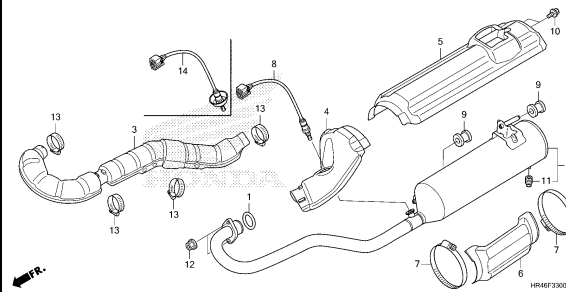
**F-32**

**AIR CLEANER**



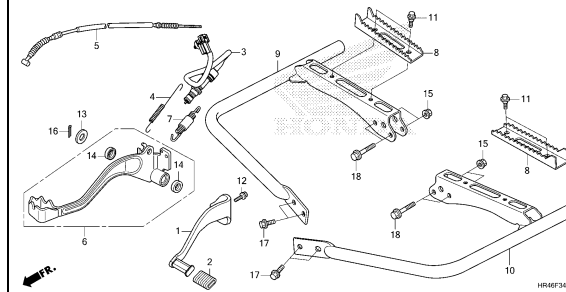
**F-33**

**EXHAUST MUFFLER**



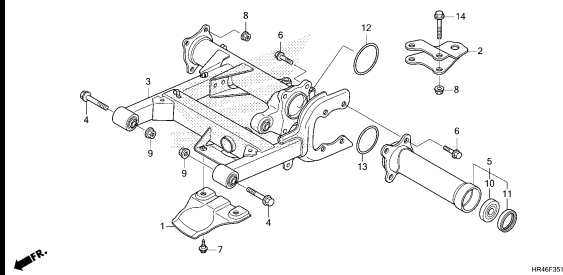
**F-34**

**PEDAL/STEP**



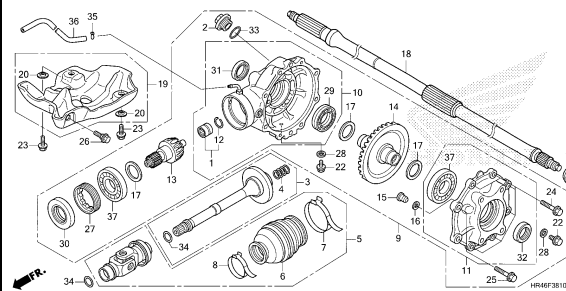
**F-35-10**

**SWINGARM**



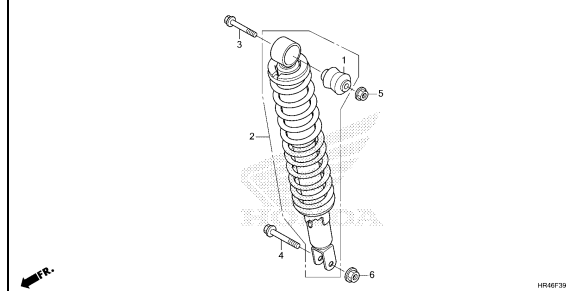
**F-38-10**

**REAR FINAL GEAR**



**F-39**

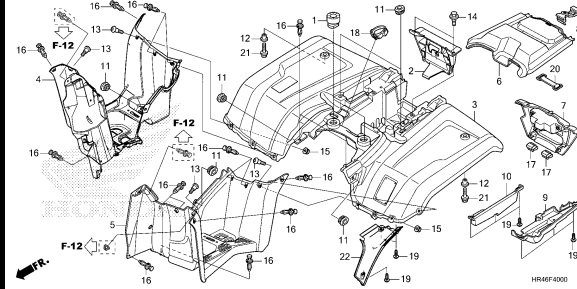
**REAR CUSHION**



# FRAME GROUP

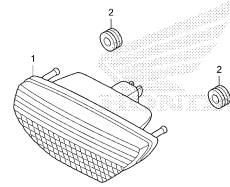
**F-40**

REAR FENDER



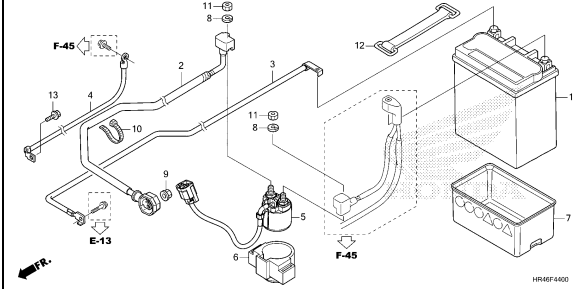
**F-43**

TAILLIGHT



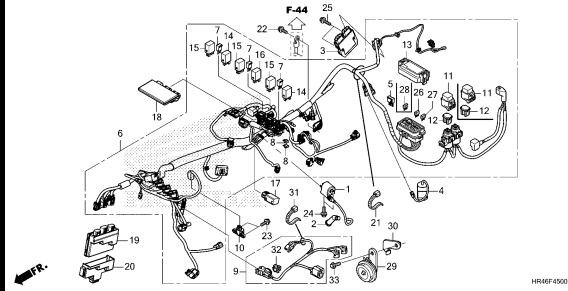
**F-44**

BATTERY



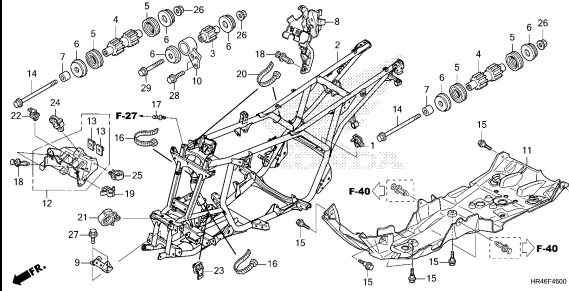
**F-45**

WIRE HARNESS



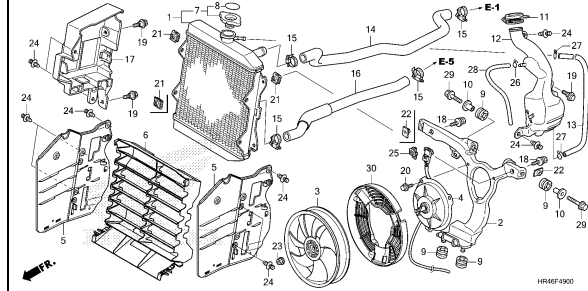
**F-46**

FRAME BODY



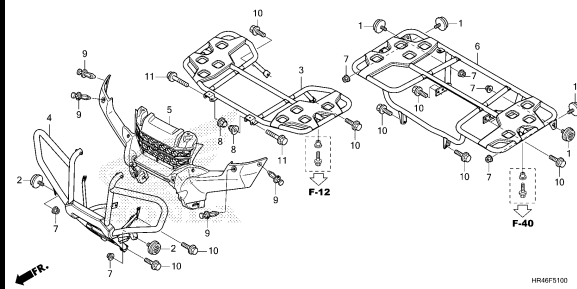
**F-49**

RADIATOR



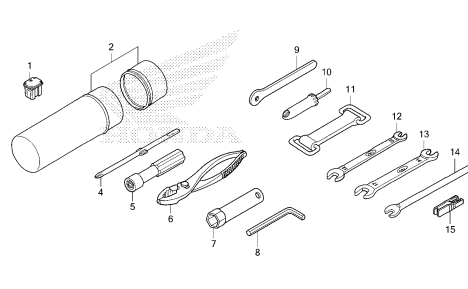
**F-51**

CARRIER



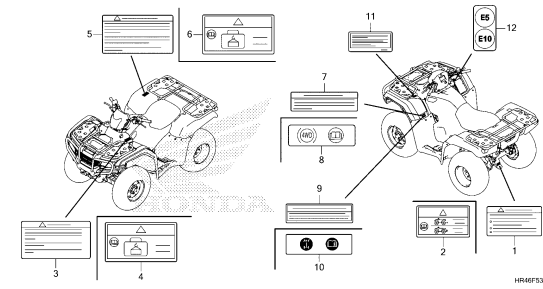
**F-52**

TOOLS



**F-53**

CAUTION LABEL

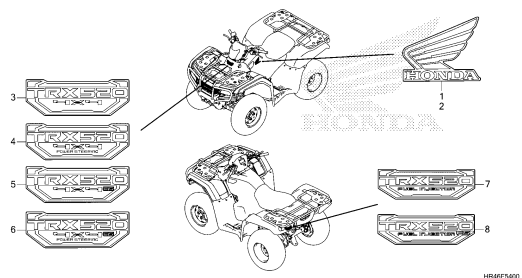


3

# FRAME GROUP

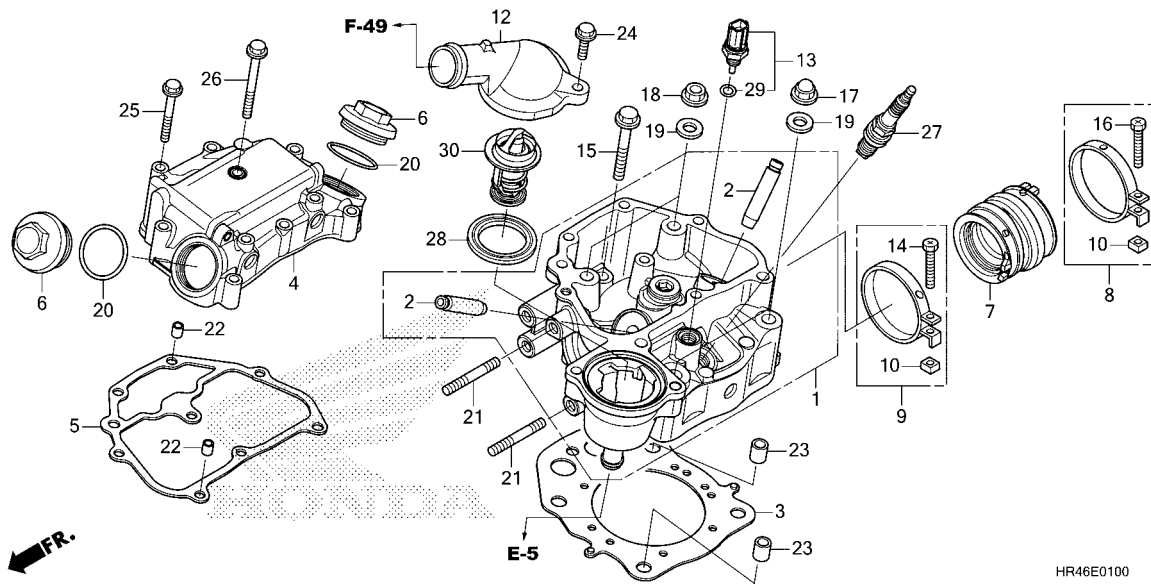
F-54

MARK



# E-1

# CYLINDER HEAD



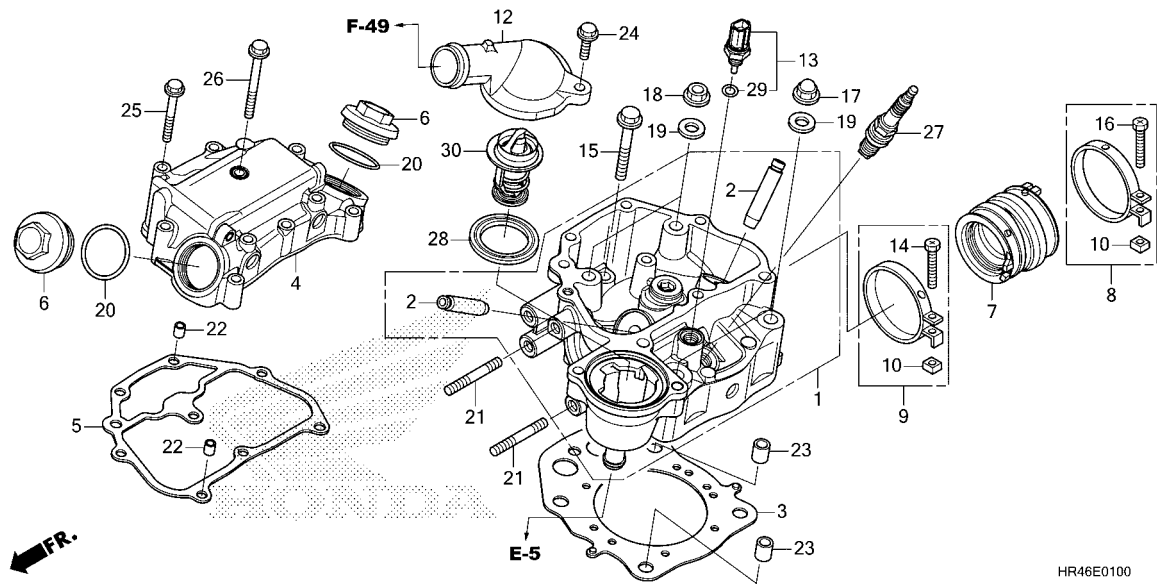
Ref. No.	L.O.N.	(Relative ref. Number) Description	F.R.T.
1	111106	HEAD, CYLINDER ..... .INCLUDES: Valve adjust and reface	2.5
2	1111L9	GUIDE, INTAKE VALVE(ONE) ..... .INCLUDES: Reaming .INCLUDES: Valve adjust and reface	2.6
	1111M0	GUIDE, EXHAUST VALVE(ONE) ..... .INCLUDES: Reaming .INCLUDES: Valve adjust and reface	2.6
	1111M9	GUIDE, VALVE :FOR 1 VEHICLE .. .INCLUDES: Reaming .INCLUDES: Valve adjust and reface	2.9
3	111115	GASKET, CYLINDER HEAD .....	1.8
4	1111C4	COVER, CYLINDER HEAD .....	0.7
5	1111D2	GASKET, CYLINDER HEAD COVER ..	0.5
7	311131	INSULATOR, THROTTLE BODY/ CARBURETOR .....	0.8
12	1141B3	COVER, THERMOSTAT .....	0.4
13	6171A9	SENSOR, WATER TEMP .....	0.4
27	614130	PLUG, SPARK .....	0.2
30		(28)	
	114116	THERMOSTAT .....	0.5

Ref. No.	Part No.	Description	Reqd. QTY				Serial No.	Parts catalogue code
			FE1	FE2	FM1	FM2		
			N	N	N	N		
1	12200-HR6-B00	HEAD COMP., CYLINDER.....	1	1	1	1		
2	12204-HP7-305	GUIDE, VALVE(O.S.).....	2	2	2	2		
3	12251-HR6-B01	GASKET, CYLINDER HEAD.....	1	1	1	1		
4	12310-HP5-L10	COVER COMP., CYLINDER HEAD...	1	1	1	1		
5	12315-HR0-F01	GASKET, HEAD COVER.....	1	1	1	1		
6	12361-HP5-600	CAP, TAPPET ADJUSTING HOLE...	2	2	2	2		
7	16211-HR4-A40	INSULATOR, THROTTLE BODY.....	1	1	1	1		
8	16217-MBW-J20	BAND, INSULATOR.....	1	1	1	1		
9	16217-MEG-000	BAND, INSULATOR.....	1	1	1	1		
10	16222-MV4-300	NUT, SQUARE, 5MM.....	2	2	2	2		
12	19321-HP5-L10	COVER, THERMOSTAT.....	1	1	1	1		
13	37870-KZR-601	SENSOR ASSY., WATER TEMPERATURE(PANASONIC)	1	1	1	1		
14	90005-MM4-000	BOLT, RECESSED, 5X32.....	1	1	1	1		
15	90009-PNA-000	BOLT, FLANGE, 8X55.....	1	1	1	1		
16	90023-MM5-000	BOLT, RECESSED, 5X28.....	1	1	1	1		
17	90201-HA0-000	NUT, CAP, 10MM.....	2	2	2	2		
18	90204-634-000	NUT, FLANGE, 10MM.....	2	2	2	2		
19	90465-MM9-000	WASHER, 10MM.....	4	4	4	4		
20	91301-428-003	O-RING, 35.5X3(NOK).....	2	2	2	2		
21	92900-08025-0B	BOLT, STUD, 8X25.....	2	2	2	2		
22	94301-08140	DOWEL PIN, 8X14.....	2	2	2	2		
23	94301-12160	PIN A, DOWEL, 12X16.....	2	2	2	2		
24	95701-06020-00	BOLT, FLANGE, 6X20.....	2	2	2	2		
25	95701-06050-00	BOLT, FLANGE, 6X50.....	7	7	7	7		



# E-1

# CYLINDER HEAD



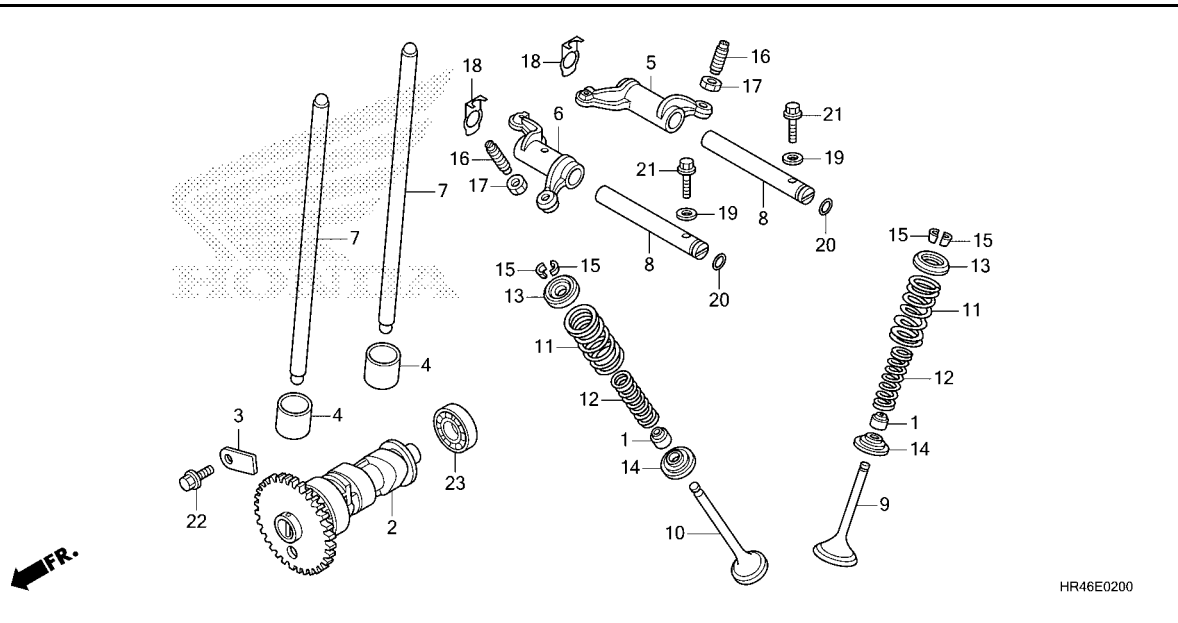
HR46E0100

Ref. No.	Part No.	Description	Reqd. QTY				Serial No.	Parts catalogue code
			FE1	FE2	FM1	FM2		
			N	N	N	N		
26	95701-06065-00	BOLT, FLANGE, 6X65.....	1	1	1	1		
27	98079-5514E	PLUG, SPARK(BKR5E-11)(NGK)...	1	1	1	1		
28	19305-KV3-010	RUBBER, THERMOSTAT.....	1	1	1	1		
29	91307-PLC-004	O-RING, 9.5X1.9(PANASONIC)...	1	1	1	1		
30	19300-HN8-013	THERMOSTAT ASSY.....	1	1	1	1		

2

# E-2

# CAMSHAFT/VALVE



Ref. No.	L.O.N.	(Relative ref. Number) Description	F.R.T.
2	111118	CAMSHAFT ..... .INCLUDES: Valve adjustment	4.9
	111118E	.Electric shift add ..... (8)	0.2
5	1111K8	ARM, INTAKE VALVE ROCKER(ONE) .INCLUDES: Valve adjustment (8)	0.9
6	1111K9	ARM, EXHAUST VALVE ROCKER(ONE) .INCLUDES: Valve adjustment (8)	0.9
	1111L8	ARM, VALVE ROCKER :FOR 1 VEHICLE .....	0.9
7	111165	ROD, VALVE PUSH ..... .INCLUDES: Valve adjustment .NOTE: Same time for two units	0.6
9	1111N0	VALVE, INTAKE(ONE) ..... .INCLUDES: Refacing	2.1
10	1111N1	VALVE, EXHAUST(ONE) ..... .INCLUDES: Refacing	2.1
	1111P0	VALVE :FOR 1 VEHICLE ..... .INCLUDES: Refacing	2.3
12	1111P2	(1,11,13,14,15) INTAKE VALVE SPRING AND/OR STEM SEAL(ONE) .....	1.9

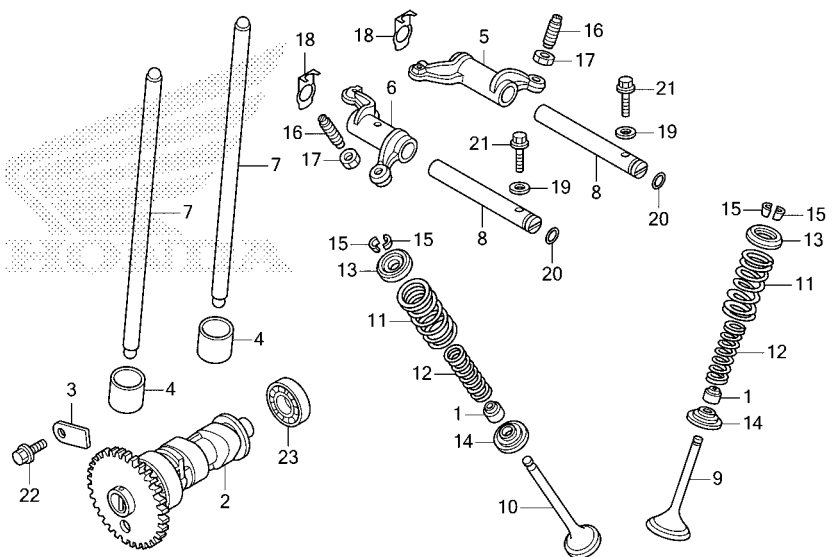
Ref. No.	Part No.	Description	Reqd. QTY				Serial No.	Parts catalogue code
			FE1 N	FE2 N	FM1 N	FM2 N		
1	12208-MBB-003	SEAL, EX. VALVE STEM.....	2	2	2	2		
2	14100-HR6-A60	CAMSHAFT COMP.(38T).....	1	1	1	1		
3	14115-HP5-000	PLATE, CAM FIXING.....	1	1	1	1		
4	14421-HN8-000	FOLLOWER, CAM.....	2	2	2	2		
5	14431-HR0-F00	ARM, IN. VALVE ROCKER.....	1	1	1	1		
6	14432-HP5-600	ARM, EX. VALVE ROCKER.....	1	1	1	1		
7	14440-HP5-600	ROD COMP., PUSH.....	2	2	2	2		
8	14451-HR3-A40	SHAFT, ROCKER ARM.....	2	2	2	2		
9	14711-HR6-MF0	VALVE, IN.....	1	1	1	1		
10	14721-HR6-MF0	VALVE, EX.....	1	1	1	1		
11	14751-HP0-A00	SPRING, VALVE OUTER.....	2	2	2	2		
12	14761-HP0-A00	SPRING, VALVE INNER.....	2	2	2	2		
13	14771-HP0-A00	RETAINER, VALVE SPRING.....	2	2	2	2		
14	14775-HP0-A00	SEAT, VALVE SPRING.....	2	2	2	2		
15	14781-MBB-003	COTTER, VALVE.....	4	4	4	4		
16	90012-426-000	SCREW, TAPPET ADJUSTING.....	2	2	2	2		
17	90206-250-000	NUT, TAPPET ADJUSTING.....	2	2	2	2		
18	90403-HP5-600	WASHER, SPRING.....	2	2	2	2		
19	90441-706-000	WASHER, SEALING, 6MM.....	2	2	2	2		
20	91306-105-690	O-RING, 9.5X1.5.....	2	2	2	2		
21	95701-06022-00	BOLT, FLANGE, 6X22.....	2	2	2	2		
22	95701-08016-00	BOLT, FLANGE, 8X16.....	1	1	1	1		
23	96100-62020-00	BEARING, RADIAL BALL, 6202...	1	1	1	1		





# E-2

# CAMSHAFT/VALVE



←FR.

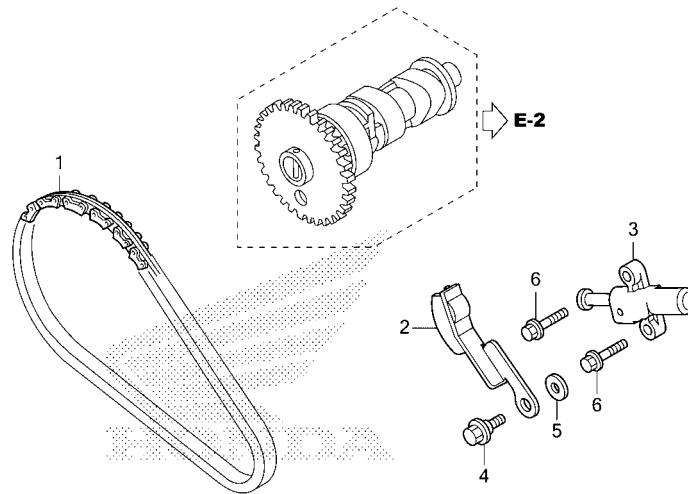
HR46E0200

Ref. No.	L.O.N.	(Relative ref. Number) Description	F.R.T.
+12	1111P3	EXHAUST VALVE SPRING AND/OR STEM SEAL(ONE) .....	1.9
	1111Q2	VALVE SPRING AND/OR STEM SEAL :FOR 1 VEHICLE .....	2.0
23	1111Q5	BEARING, CAMSHAFT .....	7.2
.INCLUDES: Engine removal and installation			

2

# E-3

# CAM CHAIN/TENSIONER



HR46E0300

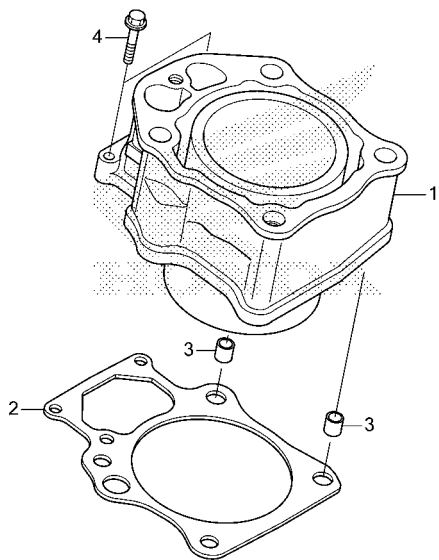
Ref. No.	L.O.N.	(Relative ref. Number) Description	F.R.T.
1	110140	CHAIN, CAM .....	4.8
	110140G	.Electric shift add .....	0.2
2	111130	TENSIONER, CAM CHAIN .....	3.4
	111130F	.Electric shift add .....	0.2
3	111133	LIFTER, TENSIONER .....	3.4
	111133A	.Electric shift add .....	0.2

Ref. No.	Part No.	Description	Reqd. QTY				Serial No.	Parts catalogue code
			FE1 N	FE2 N	FM1 N	FM2 N		
1	14401-HP5-601	CHAIN, CAM(BORG WARNER)(60L)·	1	1	1	1		
2	14510-HP5-600	TENSIONER COMP., CAM CHAIN···	1	1	1	1		
3	14540-HN5-671	ADJUSTER, TENSIONER·········	1	1	1	1		
4	90023-MR5-670	BOLT, GEARSHIFT DRUM STOPPER ARM PIVOT	1	1	1	1		
5	90417-360-000	WASHER, DRUM STOPPER·········	1	1	1	1		
6	95701-06020-00	BOLT, FLANGE, 6X20·········	2	2	2	2		



**E-4**

**CYLINDER**



FR.

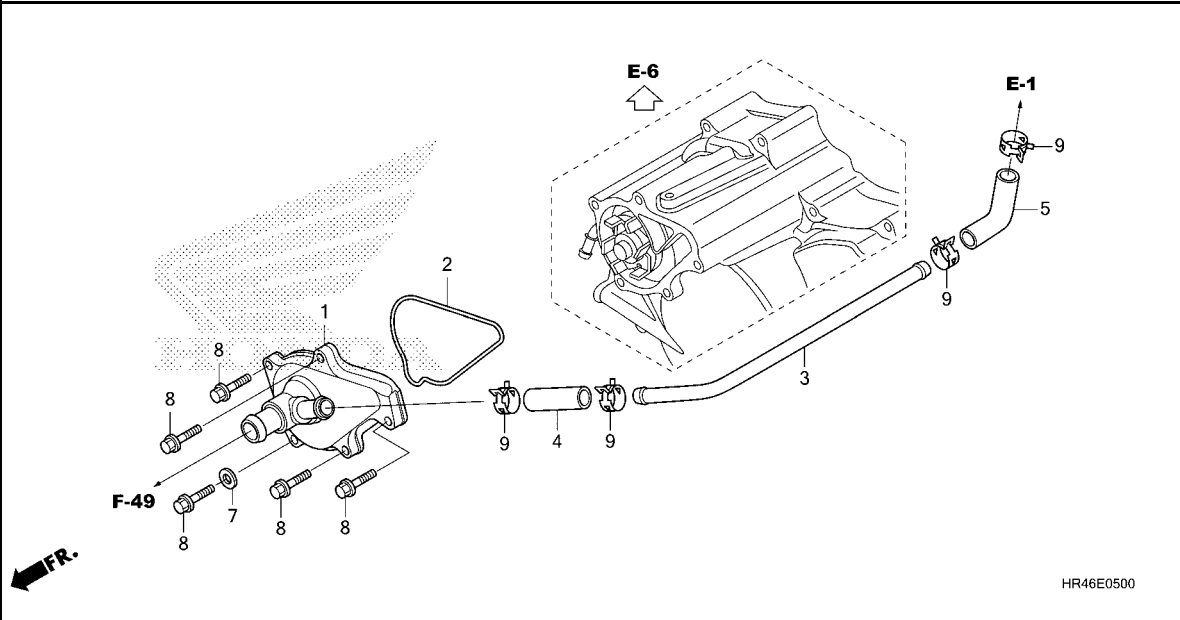
HR46E0400

Ref. No.	L.O.N.	(Relative ref. Number) Description	F.R.T.
1	1111A5	CYLINDER .....	2.2
2	111102	GASKET, CYLINDER .....	2.1

Ref. No.	Part No.	Description	Reqd. QTY				Serial No.	Parts catalogue code
			FE1	FE2	FM1	FM2		
			TRX520					
			N	N	N	N		
1	12100-HR6-B00	CYLINDER COMP. ....	1	1	1	1		
2	12191-HR6-B01	GASKET, CYLINDER .....	1	1	1	1		
3	94301-12160	PIN A, DOWEL, 12X16 .....	2	2	2	2		
4	95701-06032-00	BOLT, FLANGE, 6X32 .....	2	2	2	2		

# E-5

# WATER PUMP COVER



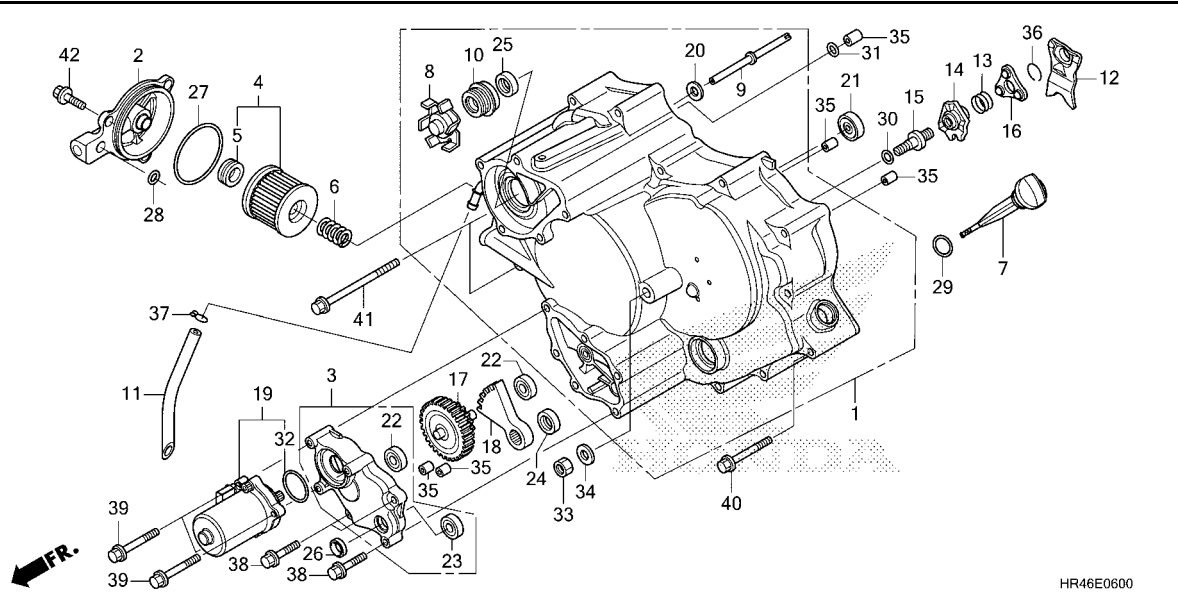
Ref. No.	L.O.N.	(Relative ref. Number) Description	F.R.T.
1	1141B0	COVER, WATER PUMP .....	0.6
2	1141B1	GASKET, WATER PUMP COVER .....	0.5
4		(3,5)	
	114130	HOSE A, WATER .....	0.6

Ref. No.	Part No.	Description	Reqd. QTY				Serial No.	Parts catalogue code
			FE1	FE2	FM1	FM2		
			TRX520					
			N	N	N	N		
1	19220-HP7-A00	COVER COMP., WATER PUMP.....	1	1	1	1		
2	19226-HP5-600	GASKET, WATER PUMP COVER.....	1	1	1	1		
3	19501-HR3-A40	PIPE, WATER.....	1	1	1	1		
4	19502-HR3-A40	HOSE, WATER BYPASS(A).....	1	1	1	1		
5	19503-HR3-A40	HOSE, WATER BYPASS(B).....	1	1	1	1		
7	90441-706-000	WASHER, SEALING, 6MM.....	1	1	1	1		
8	95701-06025-00	BOLT, FLANGE, 6X25.....	5	5	5	5		
9	95002-41250-08	CLAMP, TUBE(D12.5).....	4	4	4	4		



# E-6

# FRONT CRANKCASE COVER

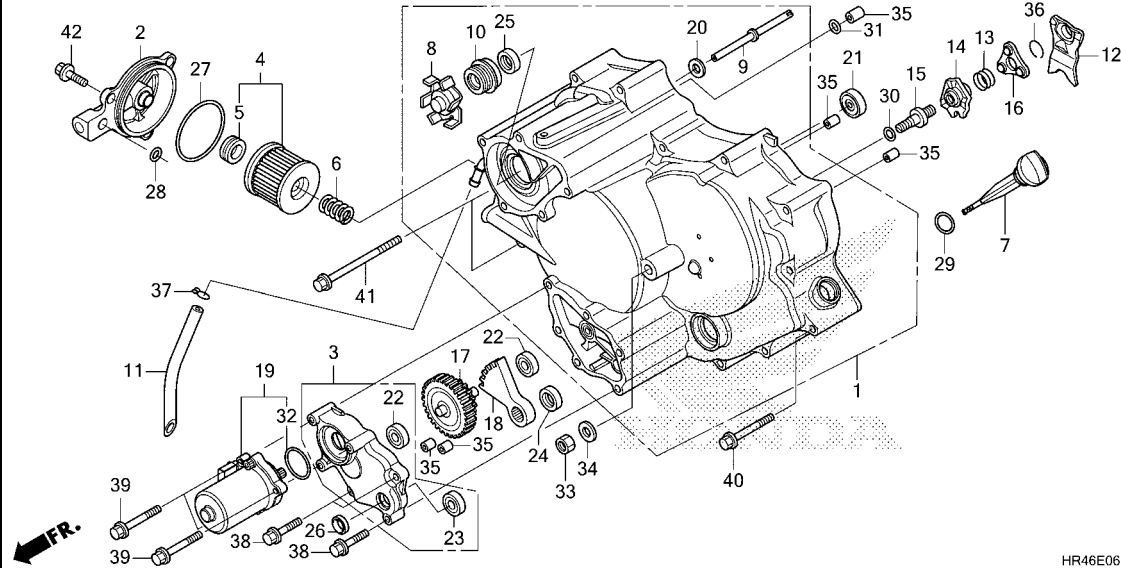


Ref. No.	L.O.N.	(Relative ref. Number) Description	F.R.T.
1	1101A7	COVER, CRANKCASE :FRONT .....	2.5
	1101A7E	.Electric shift add .....	0.2
3	2101D7	COVER, REDUCTION GEAR .....	0.4
4		(2,6,27)	
	113127	ELEMENT, OIL FILTER .....	0.3
8		(9)	
	114105	IMPELLER, WATER PUMP .....	2.3
	114105C	.Electric shift add .....	0.2
10	114110	MECHANICAL SEAL, WATER PUMP ..	2.4
	114110B	.Electric shift add .....	0.2
12	2121A9	PLATE, CLUTCH CAM .....	2.2
	2121A9D	.Electric shift add .....	0.2
14		(13,15,16)	
	2121A4	PLATE, CLUTCH LIFTER .....	2.3
	2121A4B	.Electric shift add .....	0.2
17		(18)	
	110111	GEAR, REDUCTION .....	0.4
19		.NOTE: Same time for two units (32)	
	2101B8	MOTOR, SHIFT CONTROL .....	0.4
21	1101J5	BEARING, CRANKSHAFT :FRONT COVER .....	2.4
	1101J5A	.Electric shift add .....	0.2
22		(23)	
+	2101D8	BEARING, REDUCTION GEAR :FRONT	0.5

Ref. No.	Part No.	Description	Reqd. QTY				Serial No.	Parts catalogue code
			FE1	FE2	FM1	FM2		
			N	N	N	N		
1	11300-HR4-A90	COVER ASSY., FR. CRANKCASE...	1	1	-	-		
	11300-HR5-A70	.....	-	-	1	1		
2	11333-HR0-F00	COVER COMP., OIL FILTER.....	1	1	1	1		
3	11335-HR0-F00	COVER COMP., REDUCTION GEAR..	1	1	-	-		
4	15412-HM5-A10	ELEMENT, OIL FILTER.....	1	1	1	1		
5	15413-MC8-000	RUBBER, FILTER.....	1	1	1	1		
6	15414-KF0-000	SPRING, OIL FILTER ELEMENT						
		SETTING	1	1	1	1		
7	15650-HL5-A00	GAUGE, OIL LEVEL.....	1	1	1	1		
8	19215-HR6-B00	IMPELLER, WATER PUMP.....	1	1	1	1		
9	19216-HP5-600	SHAFT, WATER PUMP.....	1	1	1	1		
10	19217-MAL-300	SEAL, MECHANICAL.....	1	1	1	1		
11	19507-HP5-600	HOSE, DRAIN.....	1	1	1	1		
12	22821-HP5-600	PLATE, CLUTCH CAM.....	1	1	-	-		
	22820-HR0-E00	PLATE COMP., CLUTCH CAM.....	-	-	1	1		
13	22825-HP5-600	SPRING, CAM PLATE SIDE.....	1	1	1	1		
14	22830-HP5-600	PLATE COMP., CLUTCH LIFTER...	1	1	-	-		
	22830-HR0-E00	.....	-	-	1	1		
15	22841-HR0-F00	BOLT, CLUTCH ADJUSTING.....	1	1	1	1		
16	22860-HP5-600	RETAINER COMP., BALL.....	1	1	1	1		
17	24615-HR3-HE0	GEAR, REDUCTION SHAFT(10T/84T)	1	1	-	-		
18	24617-HR3-HE0	GEAR, SHIFT REDUCTION(70T)...	1	1	-	-		
19	31300-HP5-601	MOTOR ASSY., CONTROL.....	1	1	-	-		
20	90599-767-C10	WASHER, THRUST, 12X23X2.....	1	1	1	1		
21	91009-HF1-671	BEARING, RADIAL BALL, 15X32X9	1	1	1	1		

# E-6

# FRONT CRANKCASE COVER

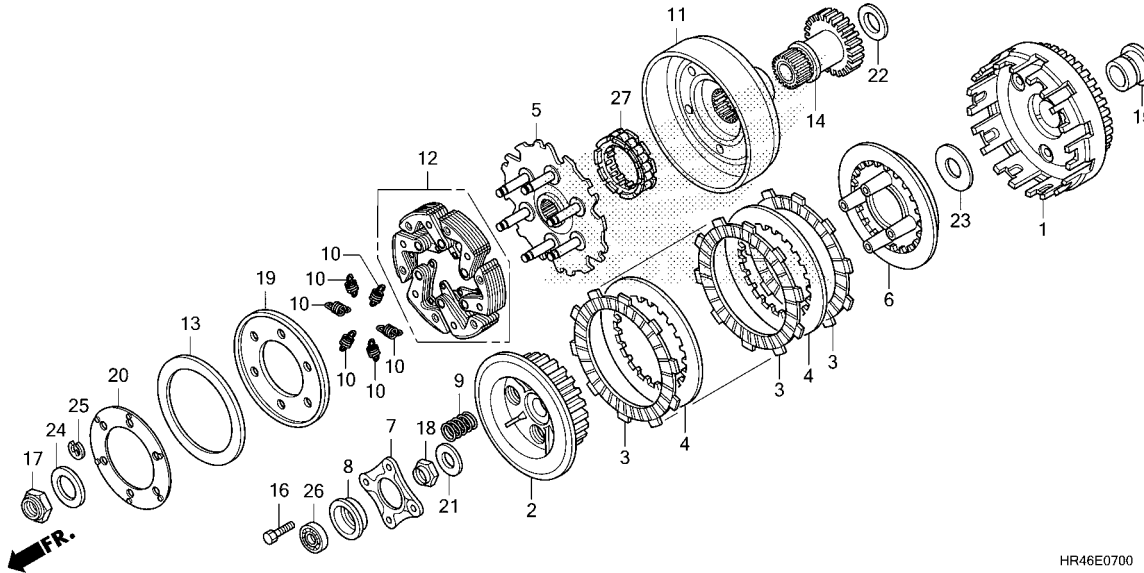


Ref. No.	L.O.N.	(Relative ref. Number) Description	F.R.T.
+22		.NOTE: Same time for two units	
2101D9		BEARING, REDUCTION GEAR :REAR	0.6
2101E0		BEARING, REDUCTION GEAR :FOR 1 VEHICLE .....	0.7

Ref. No.	Part No.	Description	Reqd. QTY				Serial No.	Parts catalogue code
			FE1	FE2	FM1	FM2		
			TRX520					
			N	N	N	N		
22	91011-HP5-601	BEARING, RADIAL BALL, 608ZZ..	2	2	-	-		
23	91050-HN7-003	BEARING, RADIAL BALL, 699ZZ..	1	1	-	-		
24	91201-965-000	OIL SEAL, 12X22X5 .....	1	1	-	-		
25	91201-MV4-003	OIL SEAL, 12X26X7(ARAI).....	1	1	1	1		
26	91201-PA9-004	OIL SEAL, 9X18X7(ARAI).....	1	1	-	-		
27	91302-KF0-003	O-RING, 54X2.4(ARAI).....	1	1	1	1		
28	91303-HA0-004	O-RING, 11X1.9(NOK).....	1	1	1	1		
29	91307-KF0-003	O-RING, 18X3(ARAI).....	1	1	1	1		
30	91308-MC7-000	O-RING, 8.2X1.5.....	1	1	1	1		
31	91313-MN5-004	O-RING, 7.8X1.9(NOK).....	1	1	1	1		
32	91351-HM8-A51	O-RING, CONTROL MOTOR.....	1	1	-	-		
33	94030-08000	NUT, HEX., 8MM.....	1	1	1	1		
34	94102-08800	WASHER, PLAIN, 8MM.....	1	1	1	1		
35	94301-08140	DOWEL PIN, 8X14.....	5	5	3	3		
36	94601-15000	CLIP, PISTON PIN, 15MM.....	1	1	1	1		
37	95002-02130	CLIP, TUBE(B12.5).....	1	1	1	1		
38	95701-06030-00	BOLT, FLANGE, 6X30.....	3	3	-	-		
39	95701-06055-00	BOLT, FLANGE, 6X55.....	3	3	-	-		
40	95701-06060-00	BOLT, FLANGE, 6X60.....	13	13	13	13		
41	95701-06110-00	BOLT, FLANGE, 6X110.....	2	2	2	2		
42	96001-06018-00	BOLT, FLANGE, 6X18.....	3	3	3	3		



CLUTCH

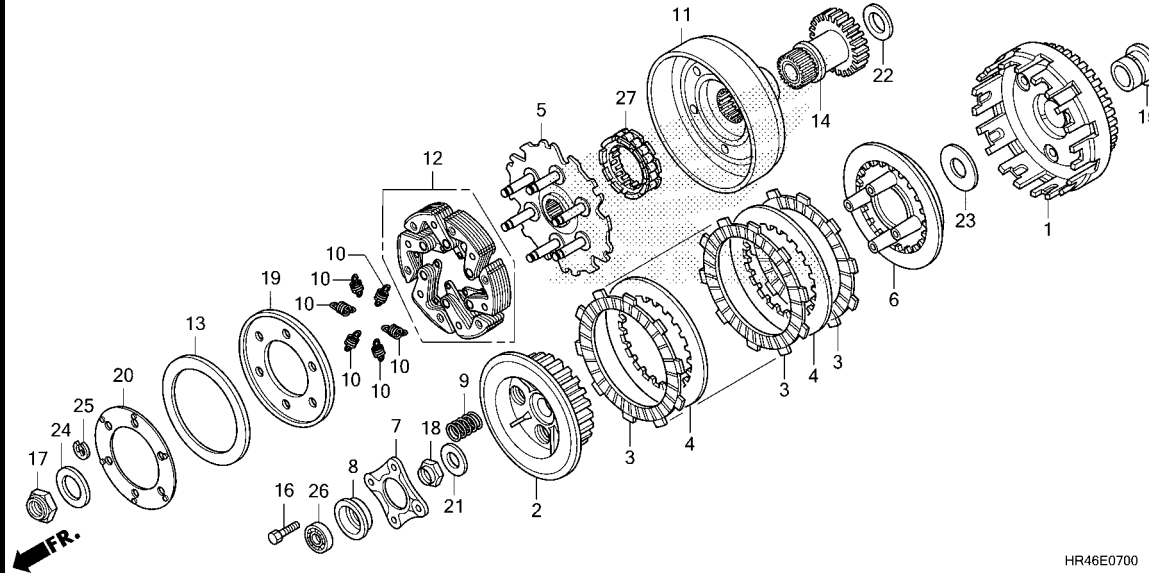


Ref. No.	L.O.N.	(Relative ref. Number) Description	F.R.T.
1	2121A0	OUTER, CLUTCH .....	3.1
	2121A0B	.Electric shift add .....	0.2
2	212112	CENTER, CLUTCH .....	3.1
	212112C	.Electric shift add .....	0.2
3	2121A1	DISC, CLUTCH FRICTION .....	3.1
		.NOTE: Same time for two units or more	
	2121A1B	.Electric shift add .....	0.2
5	2121A2	PLATE, CLUTCH DRIVE .....	2.7
	2121A2B	.Electric shift add .....	0.2
9	212107	SPRING, CLUTCH .....	2.3
		.NOTE: Same time for two units or more	
	212107A	.Electric shift add .....	0.2
11	2121E2	OUTER, CLUTCH :UPPER .....	2.6
	2121E2A	.Electric shift add .....	0.2
12	2121A6	WEIGHT SET, CLUTCH .....	2.7
	2121A6A	.Electric shift add .....	0.2
14	211105	GEAR, PRIMARY DRIVE .....	3.1
	211105A	.Electric shift add .....	0.2
26	2121B4	BEARING, CLUTCH LIFTER .....	2.2

Ref. No.	Part No.	Description	Reqd. QTY				Serial No.	Parts catalogue code
			FE1	FE2	FM1	FM2		
			TRX520					
			N	N	N	N		
1	22100-HP0-A00	OUTER COMP., CLUTCH.....	1	1	1	1		
2	22121-HP0-A00	CENTER, CLUTCH.....	1	1	1	1		
3	22201-MCB-610	DISK, CLUTCH FRICTION .....	7	7	-	-		
	22201-377-000	.....	-	-	7	7		
4	22321-HN0-670	PLATE, CLUTCH.....	6	6	6	6		
5	22350-HR0-F00	PLATE COMP., DRIVE.....	1	1	1	1		
6	22351-HP0-A00	PLATE, CLUTCH PRESSURE.....	1	1	1	1		
7	22366-HN0-670	PLATE, CLUTCH LIFTER.....	1	1	1	1		
8	22367-HP5-600	COLLAR, CLUTCH LIFTER.....	1	1	-	-		
	22367-HR0-E00	.....	-	-	1	1		
9	22401-HR0-F00	SPRING, CLUTCH.....	4	4	-	-		
	22401-HR0-E00	.....	-	-	4	4		
10	22451-HR0-F00	SPRING, CLUTCH.....	6	6	6	6		
11	22500-HR0-F00	OUTER COMP., CLUTCH.....	1	1	1	1		
12	22535-HP0-305	WEIGHT SET, CLUTCH.....	1	1	1	1		
13	22714-HR0-F00	SPRING, CONE DISK.....	1	1	1	1		
14	23120-HP0-A00	GEAR COMP., DRIVE(29T).....	1	1	1	1		
15	23213-HP0-A00	BUSH, 22MM.....	1	1	1	1		
16	90002-HR0-E00	BOLT, HEX., 6X32.....	4	4	4	4		
17	90235-HM7-000	NUT, LOCK, 20MM.....	1	1	1	1		
18	90236-HN5-M00	NUT, LOCK, 18MM.....	1	1	1	1		
19	90406-HN2-000	WASHER, 66X124X1.0.....	1	1	1	1		
20	90407-HN2-000	WASHER, 66X107X1.6.....	1	1	1	1		
21	90432-HP0-A00	WASHER, SPECIAL, 18MM.....	1	1	1	1		
22	90457-HN2-000	WASHER, THRUST, 29X40X2.....	1	1	1	1		

E-7

CLUTCH



HR46E0700

Ref. No.	L.O.N.	(Relative ref. Number) Description	F.R.T.
+26	2121B4J	.Electric shift add .....	0.2
27	2121C3	CLUTCH, DRIVE ONE WAY .....	2.6
	2121C3A	.Electric shift add .....	0.2

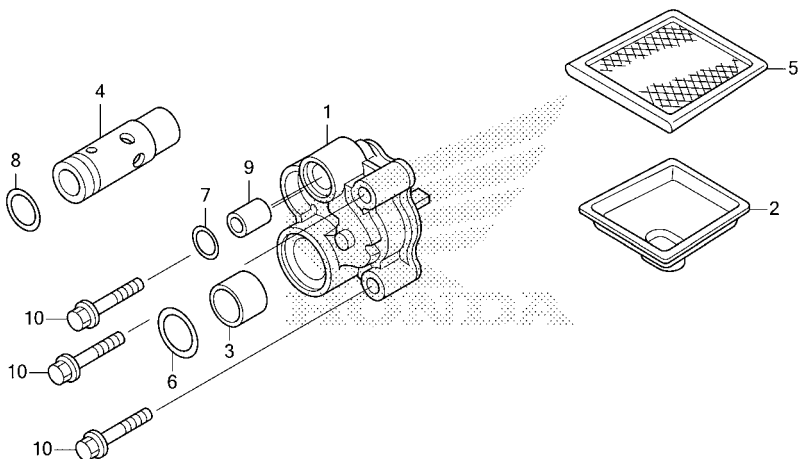
Ref. No.	Part No.	Description	Reqd. QTY				Serial No.	Parts catalogue code
			FE1	FE2	FM1	FM2		
			TRX520					
			N	N	N	N		
23	90458-HN0-670	WASHER, THRUST, 22X45X0.8 .....	1	1	1	1		
24	90459-KB4-670	WASHER, THRUST, 20MM .....	1	1	1	1		
25	90605-HM8-000	CIRCLIP, 7MM .....	6	6	6	6		
26	96100-60030-00	BEARING, RADIAL BALL, 6003 .....	1	1	-	-		
	91055-SK7-901	BEARING, RADIAL BALL, 33.5X22X7	-	-	1	1		
27	91101-HA0-004	CLUTCH, ONE WAY .....	1	1	1	1		





**E-9**

**OIL PUMP**



HR46E0900

Ref. No.	L.O.N.	(Relative ref. Number) Description	F.R.T.
1	113105	PUMP ASSY., OIL .....	2.3
	113105A	.Electric shift add .....	0.2
4		(8)	
	113126	VALVE, RELIEF .....	2.2
	113126J	.Electric shift add .....	0.2
5		(2)	
	1131B5	SCREEN, OIL FILTER .....	7.2
		.INCLUDES: Engine removal and installation	

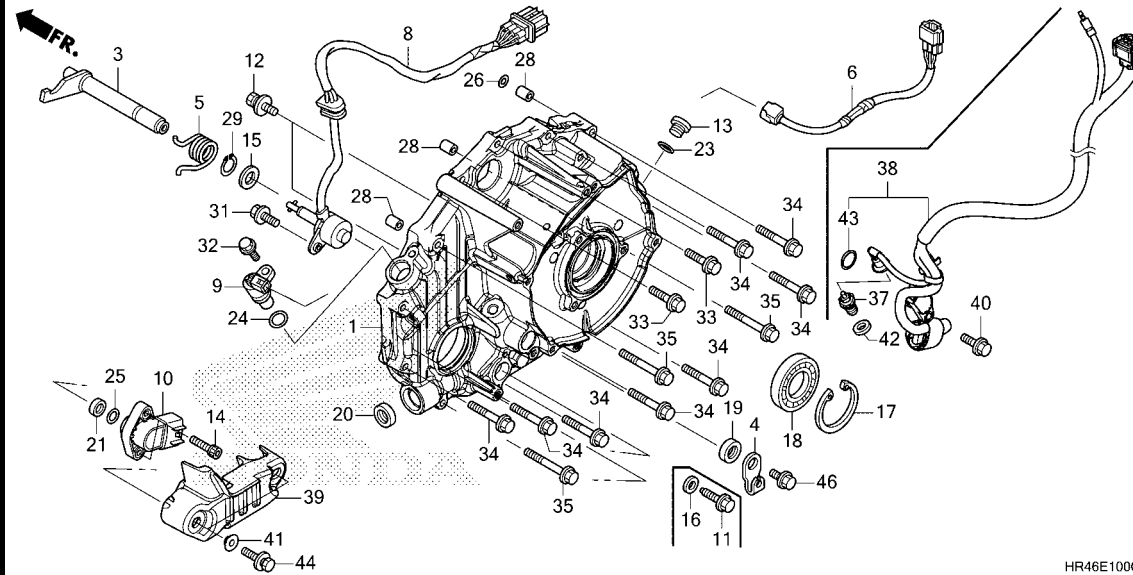
Ref. No.	Part No.	Description	Reqd. QTY				Serial No.	Parts catalogue code
			FE1	FE2	FM1	FM2		
			TRX520					
			N	N	N	N		
1	15100-HR3-A40	PUMP ASSY., OIL .....	1	1	1	1		
2	15153-HR0-F00	STRAINER, OIL .....	1	1	1	1		
3	15155-HP0-A00	COLLAR, O-RING .....	1	1	1	1		
4	15220-HP5-600	VALVE ASSY., RELIEF .....	1	1	1	1		
5	15421-HR3-A40	SCREEN, OIL FILTER .....	1	1	1	1		
6	91302-377-000	O-RING, 15X2.5 .....	1	1	1	1		
7	91304-HA5-003	O-RING, 10X2(ARAI) .....	1	1	1	1		
8	91313-MB0-003	O-RING, 14.7X2.2(ARAI) .....	1	1	1	1		
9	94301-10160	DOWEL PIN, 10X16 .....	1	1	1	1		
10	95801-06035-00	BOLT, FLANGE, 6X35 .....	3	3	3	3		

**2**

**FR.**

# E-10

# REAR CRANKCASE COVER



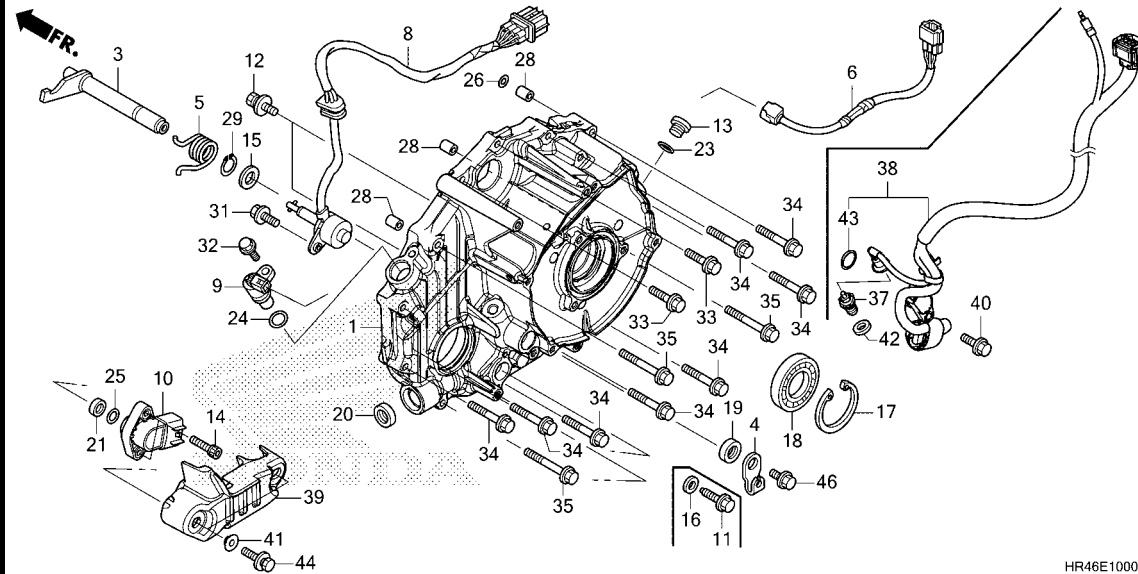
Ref. No.	L.O.N.	(Relative ref. Number) Description	F.R.T.
1	1101A8	COVER, CRANKCASE :REAR .....	4.1
3	2101E3	SHAFT, REVERSE STOPPER .....	3.5
6	611142	SUB HARNESS, ENGINE .....	0.6
8	615125	SWITCH, GEAR CHANGE .....	3.7
9		(24)	
	617198	SENSOR, SPEEDOMETER .....	0.3
10		(25)	
	617117	SENSOR, ANGLE .....	0.5
18	1101J6	BEARING, CRANKSHAFT :REAR COVER .....	3.6
37	6151B8	SWITCH, NEUTRAL .....	0.5
38	6111B7	CORD, SENSOR .....	0.6

Ref. No.	Part No.	Description	Reqd. QTY				Serial No.	Parts catalogue code
			FE1	FE2	FM1	FM2		
			N	N	N	N		
1	11340-HR4-A90	COVER COMP., RR. CRANKCASE ...	1	1	-	-		
	11400-HR4-A20	COVER ASSY., RR. CRANKCASE ...	-	-	1	1		
3	24860-HP5-000	SHAFT COMP. A, REVERSE STOPPER	-	-	1	1		
4	24865-HP5-600	LEVER, REVERSE STOPPER .....	-	-	1	1		
5	24867-HP5-600	SPRING, REVERSE STOPPER .....	-	-	1	1		
6	32101-HR3-HB0	SUB HARNESS, ENGINE .....	1	1	1	1		
8	35759-HR3-HA1	SWITCH ASSY., CHANGE .....	-	-	1	1		
9	37700-KZR-601	SENSOR ASSY., SPEED(TDK-EPC) ..	1	1	1	1		
10	38810-HR4-A91	SENSOR ASSY., ANGLE .....	1	1	-	-		
11	90009-HP5-000	BOLT, FLANGE SPECIAL, 8X24.5 ..	-	-	1	1		
12	90021-MM5-000	BOLT-WASHER, 6X12 .....	-	-	2	2		
13	90084-KY2-000	CAP, 14MM .....	1	1	1	1		
14	90116-HP5-600	BOLT, SOCKET, 5X20 .....	2	2	-	-		
15	90452-166-600	WASHER, THRUST, 12MM .....	-	-	1	1		
16	90495-MN5-000	WASHER, SEALING, 8MM .....	-	-	1	1		
17	90602-GFZ-000	CIRCLIP, INTERNAL, 42MM .....	1	1	1	1		
18	91015-HR0-F21	BEARING, RADIAL BALL, 6806 .....	1	1	1	1		
19	91201-965-000	OIL SEAL, 12X22X5 .....	-	-	1	1		
20	91202-444-015	OIL SEAL, 14X24X6(NOK) .....	-	-	1	1		
21	91208-689-005	OIL SEAL, 8X16X6(NOK) .....	1	1	-	-		
23	91303-377-000	O-RING, 13.8X2.5 .....	1	1	1	1		
24	91303-KF0-003	O-RING, 14.8X2.4(ARAI) .....	1	1	1	1		
25	91308-HN0-A10	O-RING, ANGLE SENSOR .....	1	1	-	-		
26	91313-MN5-004	O-RING, 7.8X1.9(NOK) .....	1	1	1	1		



# E-10

# REAR CRANKCASE COVER



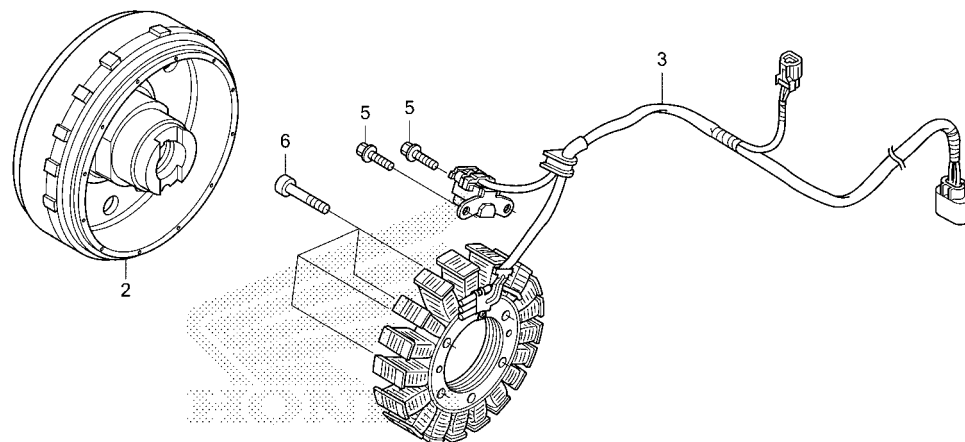
HR46E1000

Ref. No.	Part No.	Description	Reqd. QTY				Serial No.	Parts catalogue code
			FE1	FE2	FM1	FM2		
			N	N	N	N		
28	94301-08140	DOWEL PIN, 8X14.....	3	3	3	3		
29	94510-12000	CIRCLIP, EXTERNAL, 12MM.....	-	-	1	1		
31	95701-06014-00	BOLT, FLANGE, 6X14.....	-	-	1	1		
32	95701-06016-00	BOLT, FLANGE, 6X16.....	1	1	1	1		
33	95701-06025-00	BOLT, FLANGE, 6X25.....	2	2	2	2		
34	95701-06040-00	BOLT, FLANGE, 6X40.....	8	8	8	8		
35	95701-06050-00	BOLT, FLANGE, 6X50.....	3	3	3	3		
37	35600-HL4-003	SWITCH ASSY., NEUTRAL(TOYO) ..	1	1	-	-		
38	38800-HR4-A91	SENSOR ASSY., ANGLE.....	1	1	-	-		
39	38805-HR4-A90	GUARD, ANGLE SENSOR.....	1	1	-	-		
40	90011-MGE-D00	BOLT, KNOCK, 6MM.....	1	1	-	-		
41	90127-KF0-770	COLLAR, 6X4.....	2	2	-	-		
42	90545-MC0-000	WASHER, OIL BOLT.....	1	1	-	-		
43	91310-HR6-B00	O-RING, 14.8X1.9.....	1	1	-	-		
44	93404-06020-08	BOLT-WASHER, 6X20.....	2	2	-	-		
46	95701-06012-00	BOLT, FLANGE, 6X12.....	-	-	1	1		

E-11

GENERATOR

FR.



HR46E1100

Ref. No.	L.O.N.	(Relative ref. Number) Description	F.R.T.
2	613105	ROTOR OR FLYWHEEL .....	3.8
3	6131A3	STATOR .....	3.8

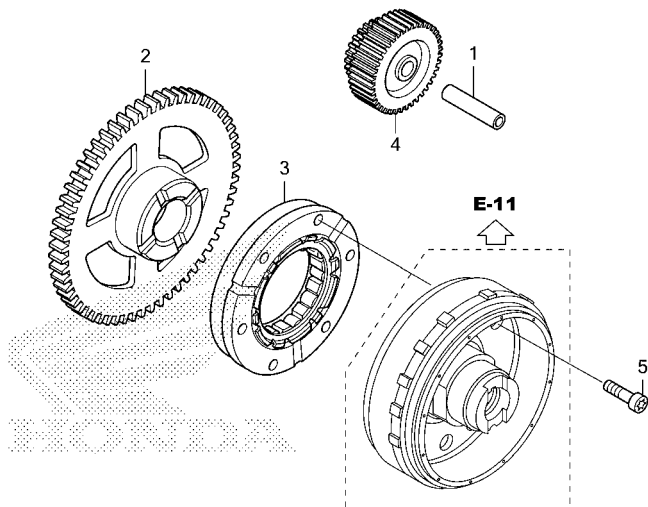
Ref. No.	Part No.	Description	Reqd. QTY				Serial No.	Parts catalogue code
			FE1	FE2	FM1	FM2		
			TRX520					
			N	N	N	N		
2	31110-HR4-A41	FLYWHEEL COMP. ....	1	1	1	1		
3	31120-HR4-CT1	STATOR COMP. ....	1	1	1	1		
5	90083-GB6-911	BOLT, KNOCK, 5MM .....	2	2	2	2		
6	96600-06040-10	BOLT, SOCKET, 6X40 .....	4	4	4	4		

2

# E-12

# STARTING GEAR

FR.



HR46E1200

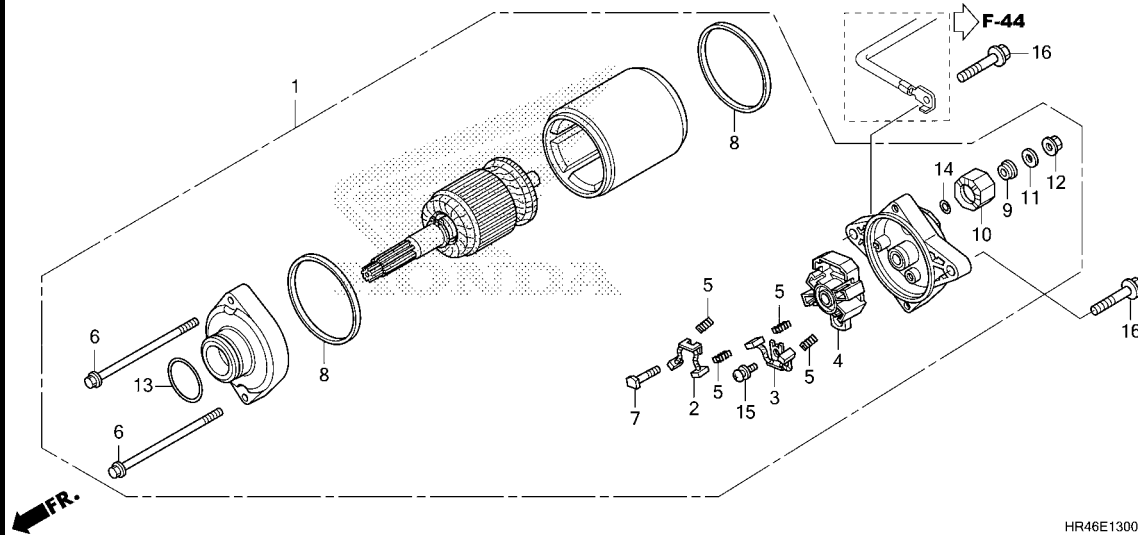
Ref. No.	L.O.N.	(Relative ref. Number) Description	F.R.T.
2	612120	GEAR, STARTER DRIVEN .....	3.7
3	6121A2	CLUTCH, STARTING ONE WAY .....	3.8
4	612125	GEAR, STARTER REDUCTION .....	3.5

Ref. No.	Part No.	Description	Reqd. QTY				Serial No.	Parts catalogue code
			FE1	FE2	FM1	FM2		
			TRX520					
			N	N	N	N		
1	28102-ME9-000	PIN, 10X44 .....	1	1	1	1		
2	28110-HP5-600	GEAR COMP., STARTING DRIVEN (72T)	1	1	1	1		
3	28125-HR0-F01	OUTER COMP., STARTING CLUTCH	1	1	1	1		
4	28130-HP5-600	GEAR, STARTER REDUCTION (18T/55T)	1	1	1	1		
5	90010-MCH-000	BOLT, SOCKET, 8MM .....	6	6	6	6		

2

# E-13

# STARTER MOTOR



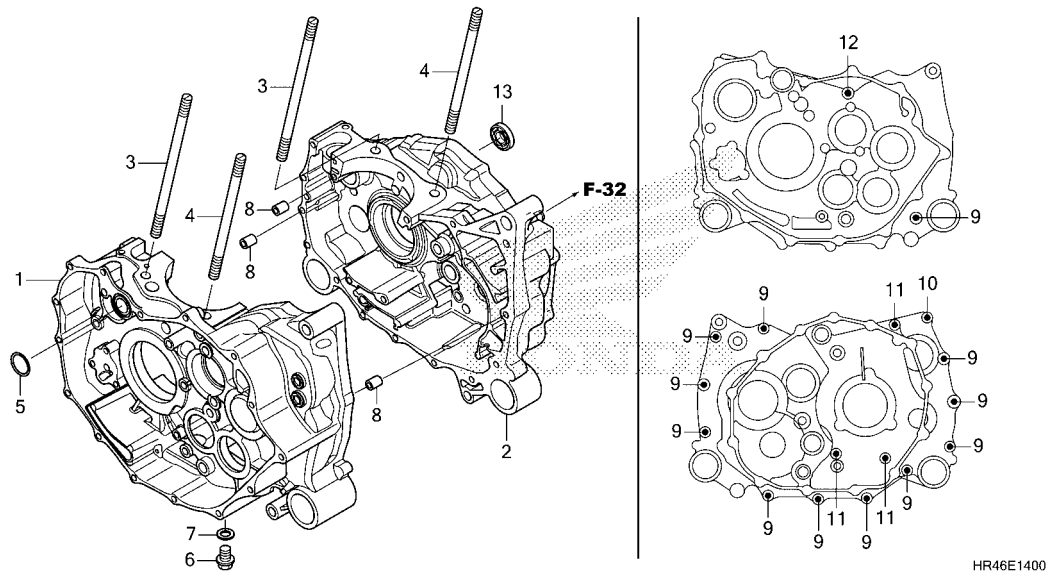
Ref. No.	L.O.N.	(Relative ref. Number) Description	F.R.T.
1		(13)	
612105		MOTOR, STARTING .....	0.8
2		(3,5,8)	
6121A4		TERMINAL, BRUSH(STARTER) .....	0.9
.NOTE: Same time for two units			

Ref. No.	Part No.	Description	Reqd. QTY				Serial No.	Parts catalogue code
			FE1	FE2	FM1	FM2		
			N	N	N	N		
1	31200-HR6-B01	MOTOR ASSY., STARTER(MITSUBA)	1	1	1	1		
2	31201-MEW-921	BRUSH SET A, CARBON .....	1	1	1	1		
3	31202-MEW-921	BRUSH SET B, CARBON .....	1	1	1	1		
4	31203-MEW-921	HOLDER, BRUSH .....	1	1	1	1		
5	31204-MEW-921	SPRING, CARBON BRUSH .....	4	4	4	4		
6	31205-HP5-601	BOLT, SETTING .....	2	2	2	2		
7	31206-MEW-921	BOLT, TERMINAL .....	1	1	1	1		
8	31207-HP5-601	RING .....	2	2	2	2		
9	31208-MEW-921	INSULATOR .....	1	1	1	1		
10	31209-MEW-921	STOPPER, TERMINAL .....	1	1	1	1		
11	31210-MEW-921	WASHER .....	1	1	1	1		
12	90071-MB0-000	NUT-WASHER, 6MM .....	1	1	1	1		
13	91309-425-003	O-RING, 24.4X3.1(ARAI) .....	1	1	1	1		
14	91320-MB0-000	O-RING, 4X2 .....	1	1	1	1		
15	93892-05012-08	SCREW-WASHER, 5X12 .....	1	1	1	1		
16	95801-06025-00	BOLT, FLANGE, 6X25 .....	2	2	2	2		



# E-14

# CRANKCASE

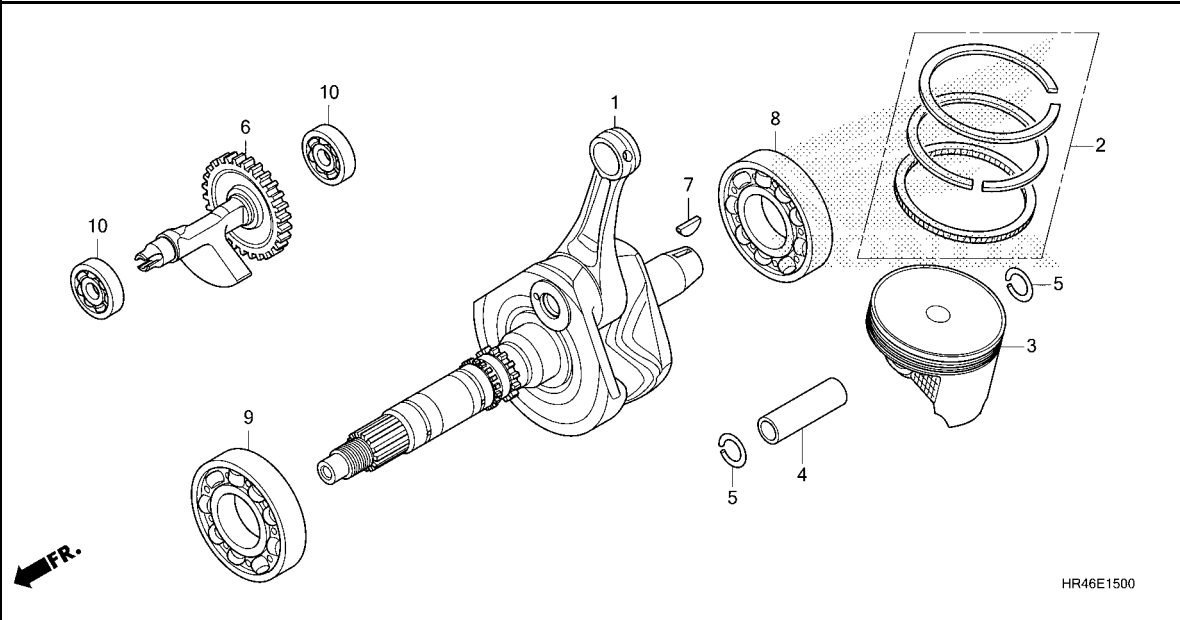


Ref. No.	L.O.N.	(Relative ref. Number) Description	F.R.T.
1	1101A0	CRANKCASE :FRONT ..... .INCLUDES: Engine removal and installation	7.9
2	1101A1	CRANKCASE :REAR ..... .INCLUDES: Engine removal and installation	8.8
	1101A2	CRANKCASE :BOTH ..... .INCLUDES: Engine removal and installation	9.2
13	6121B4	BEARING, STARTER MOTOR .....	3.7

Ref. No.	Part No.	Description	Reqd. QTY				Serial No.	Parts catalogue code
			FE1	FE2	FM1	FM2		
			N	N	N	N		
1	11100-HR5-A70	CRANKCASE COMP., FR.....	1	1	1	1	-----	NZ
	11100-HR5-J71	.....	-	1	-	1	-----	ED
2	11200-HR5-A70	CRANKCASE COMP., RR.....	1	1	1	1		
3	90013-HR0-F00	BOLT, STUD, 10X177.....	2	2	2	2		
4	90014-HR0-F00	BOLT, STUD, 10X147.....	2	2	2	2		
5	91304-HP5-601	O-RING, 20.6X1.9.....	1	1	1	1		
6	92800-12000	BOLT, DRAIN PLUG, 12MM.....	1	1	1	1		
7	94109-12000	WASHER, DRAIN PLUG, 12MM.....	1	1	1	1		
8	94301-08140	DOWEL PIN, 8X14.....	3	3	3	3		
9	95701-06040-00	BOLT, FLANGE, 6X40.....	12	12	12	12		
10	95701-06060-00	BOLT, FLANGE, 6X60.....	1	1	1	1		
11	95701-06070-00	BOLT, FLANGE, 6X70.....	3	3	3	3		
12	95701-06085-00	BOLT, FLANGE, 6X85.....	1	1	1	1		
13	96100-60000-00	BEARING, RADIAL BALL, 6000...	1	1	1	1		

# E-15

# CRANKSHAFT/PISTON



Ref. No.	L.O.N.	(Relative ref. Number) Description	F.R.T.
1	1101B5	CRANKSHAFT ..... .INCLUDES: Engine removal and installation (2,4,5)	8.1
3	111103	PISTON RING AND/OR PISTON(ONE)	2.3
6	110185	SHAFT, BALANCER ..... .INCLUDES: Engine removal and installation	8.0
8	1101J3	BEARING, CRANKSHAFT :REAR .... .INCLUDES: Engine removal and installation	8.0
9	1101F7	BEARING, CRANKSHAFT :FRONT ... .INCLUDES: Engine removal and installation	7.4
	1101G0	BEARING, CRANKSHAFT :BOTH .... .INCLUDES: Engine removal and installation	8.2
10	1101J1	BEARING, BALANCER SHAFT :FRONT .INCLUDES: Engine removal and installation	7.4
	1101J2	BEARING, BALANCER SHAFT :REAR .INCLUDES: Engine removal and installation	8.1
+	1101G5	BEARING, BALANCER SHAFT :BOTH	8.3

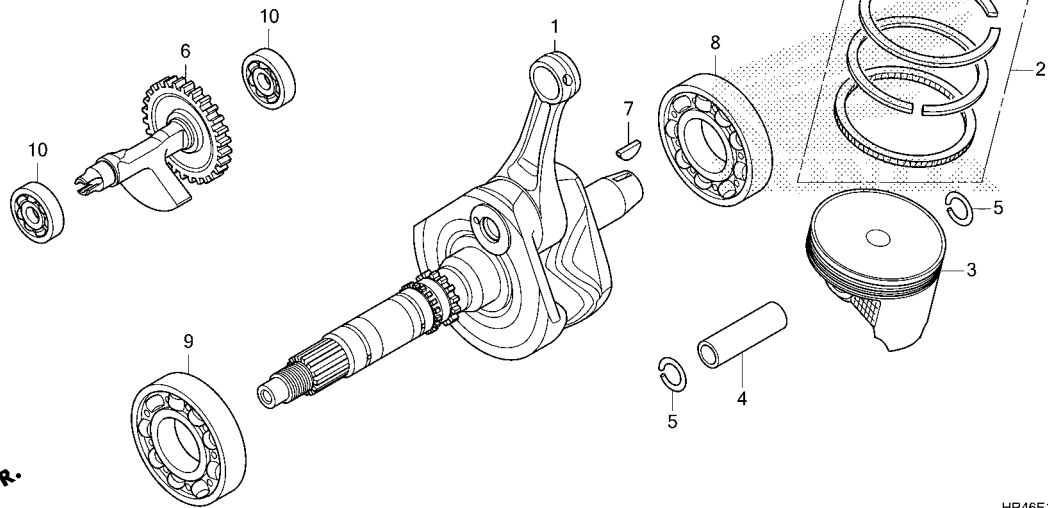
Ref. No.	Part No.	Description	Reqd. QTY				Serial No.	Parts catalogue code
			FE1	FE2	FM1	FM2		
			N	N	N	N		
1	13000-HR5-CC0	CRANKSHAFT COMP. ....	1	1	1	1		
2	13010-HR6-305	RING SET, PISTON(STD.) .....	1	1	1	1		
	13011-HR6-305	RING SET, PISTON(O.S. 0.25) ..	(1)	(1)	(1)	(1)		
	13012-HR6-305	RING SET, PISTON(O.S. 0.50) ..	(1)	(1)	(1)	(1)		
3	13101-HR6-B00	PISTON(STD.) .....	1	1	1	1		
	13102-HR6-305	PISTON(O.S. 0.25) .....	(1)	(1)	(1)	(1)		
	13103-HR6-305	PISTON(O.S. 0.50) .....	(1)	(1)	(1)	(1)		
4	13111-HP5-600	PIN, PISTON .....	1	1	1	1		
5	13112-MAT-000	CLIP, PISTON PIN, 19MM .....	2	2	2	2		
6	13420-HP5-600	SHAFT COMP., BALANCER(32T) ...	1	1	1	1		
7	90741-ZE2-000	KEY, SPECIAL WOODRUFF, 25X18 ..	1	1	1	1		
8	91001-HM7-008	BEARING, RADIAL BALL .....	1	1	1	1		
9	91002-HP5-601	BEARING, RADIAL BALL, 40X85X18	1	1	1	1		
10	96100-62033-00	BEARING, RADIAL BALL, 6203 ...	2	2	2	2		





# E-15

# CRANKSHAFT/PISTON



HR46E1500

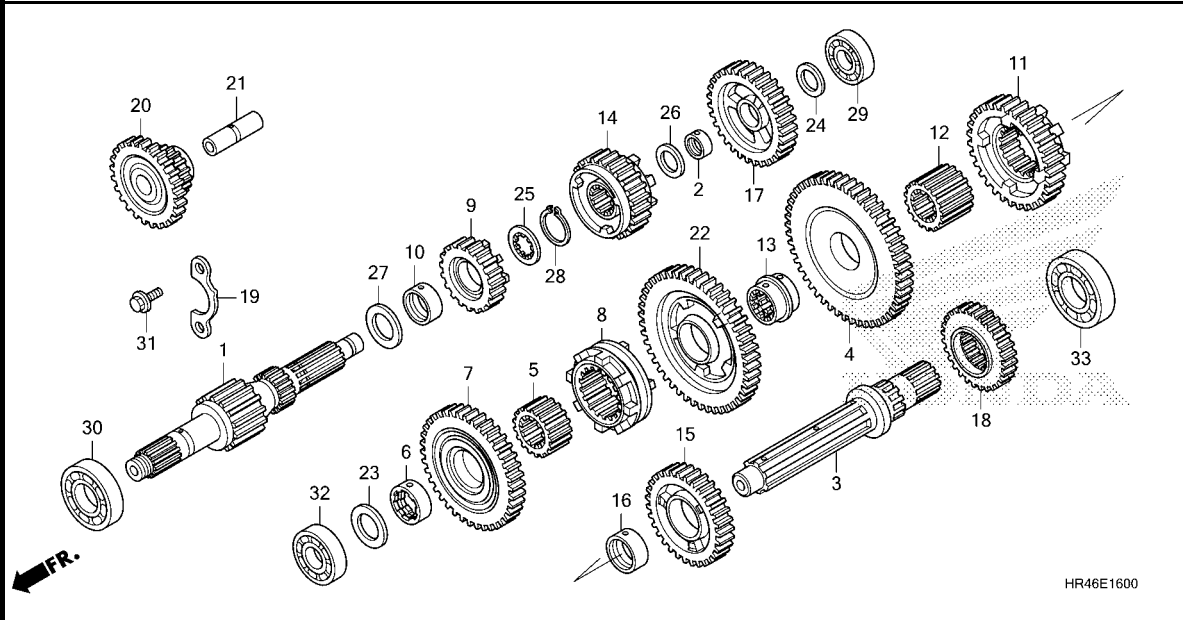
Ref. No.	L.O.N.	(Relative ref. Number) Description	F.R.T.
----------	--------	---------------------------------------	--------

+10		.INCLUDES: Engine removal and installation	
-----	--	--------------------------------------------	--

**2**

# E-16

# TRANSMISSION



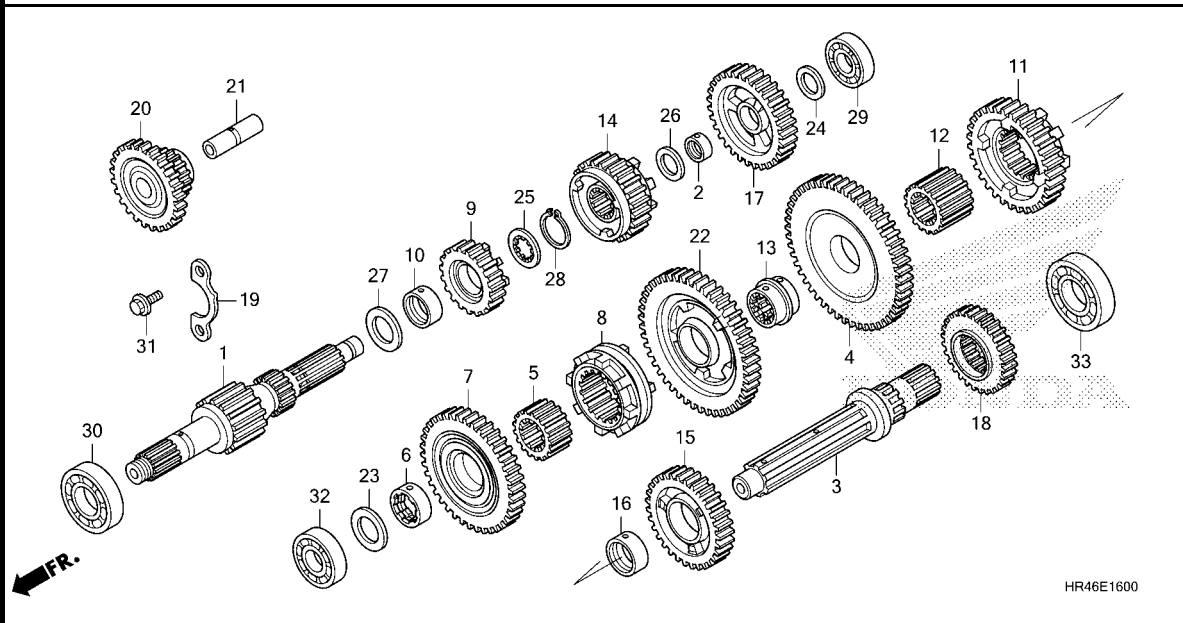
Ref. No.	L.O.N.	(Relative ref. Number) Description	F.R.T.
1		(9,14,17)	
210141		MAINSHAFT, TRANSMISSION ..... .INCLUDES: Engine removal and installation	7.6
210141A		.Replace countershaft add ....	0.2
3		(4,7,11,15,18,22)	
210142		COUNTERSHAFT, TRANSMISSION ... .INCLUDES: Engine removal and installation	7.6
210142A		.Replace mainshaft add .....	0.2
20	2101A7	GEAR, REVERSE IDLE .....	7.3
		.INCLUDES: Engine removal and installation	
29	2101D1	BEARING, MAINSHAFT :REAR .....	8.2
		.INCLUDES: Engine removal and installation	
30	2101D0	BEARING, MAINSHAFT :FRONT ....	7.4
		.INCLUDES: Engine removal and installation	
	2101C6	BEARING, MAINSHAFT :BOTH .....	8.4
		.INCLUDES: Engine removal and installation	
32	2101D2	BEARING, COUNTERSHAFT :FRONT .	7.4
		.INCLUDES: Engine removal and installation	

Ref. No.	Part No.	Description	Reqd. QTY				Serial No.	Parts catalogue code
			FE1	FE2	FM1	FM2		
			TRX520					
			N	N	N	N		
1	23211-HR0-F00	MAINSHAFT(13T/18T) .....	1	1	1	1		
2	23212-HP0-A00	BUSH, 17MM .....	1	1	1	1		
3	23221-HR0-F00	COUNTERSHAFT .....	1	1	1	1		
4	23411-HR0-F00	GEAR, COUNTERSHAFT FIRST(55T)	1	1	1	1		
5	23413-HP5-600	COLLAR A, SPLINE .....	1	1	1	1		
6	23414-HA0-000	BUSH, SPLINE, 25MM .....	1	1	1	1		
7	23431-HR0-F00	GEAR, COUNTERSHAFT SECOND(43T)	1	1	1	1		
8	23432-HR0-F00	SHIFTER, COUNTERSHAFT SECOND & REVERSE GEAR	1	1	1	1		
9	23441-HR0-F00	GEAR, MAINSHAFT THIRD(23T) ...	1	1	1	1		
10	23442-HP5-600	BUSH, 22X25X10.2 .....	1	1	1	1		
11	23451-HR0-F00	GEAR, COUNTERSHAFT THIRD(37T)	1	1	1	1		
12	23452-HP5-600	COLLAR B, SPLINE .....	1	1	1	1		
13	23454-HR0-F00	BUSH, SPLINE .....	1	1	1	1		
14	23461-HR0-F00	GEAR, MAINSHAFT FOURTH(28T) ..	1	1	1	1		
15	23471-HR0-F00	GEAR, COUNTERSHAFT FOURTH(33T)	1	1	1	1		
16	23472-HP5-600	COLLAR, 25X28X12.5 .....	1	1	1	1		
17	23481-HR0-F00	GEAR, MAINSHAFT FIFTH(33T) ...	1	1	1	1		
18	23491-HP5-600	GEAR, COUNTERSHAFT FIFTH(28T)	1	1	1	1		
19	23521-HR0-F00	PLATE, BEARING SETTING .....	1	1	1	1		
20	23721-HR5-CC0	GEAR, REVERSE IDLE(13T/28T) ..	1	1	1	1		
21	23731-HB3-000	SHAFT, REVERSE IDLE .....	1	1	1	1		
22	23751-HR0-F00	GEAR, COUNTERSHAFT REVERSE (48T)	1	1	1	1		
23	90401-HP0-A00	WASHER, THRUST, 20MM .....	1	1	1	1		



# E-16

# TRANSMISSION



HR46E1600

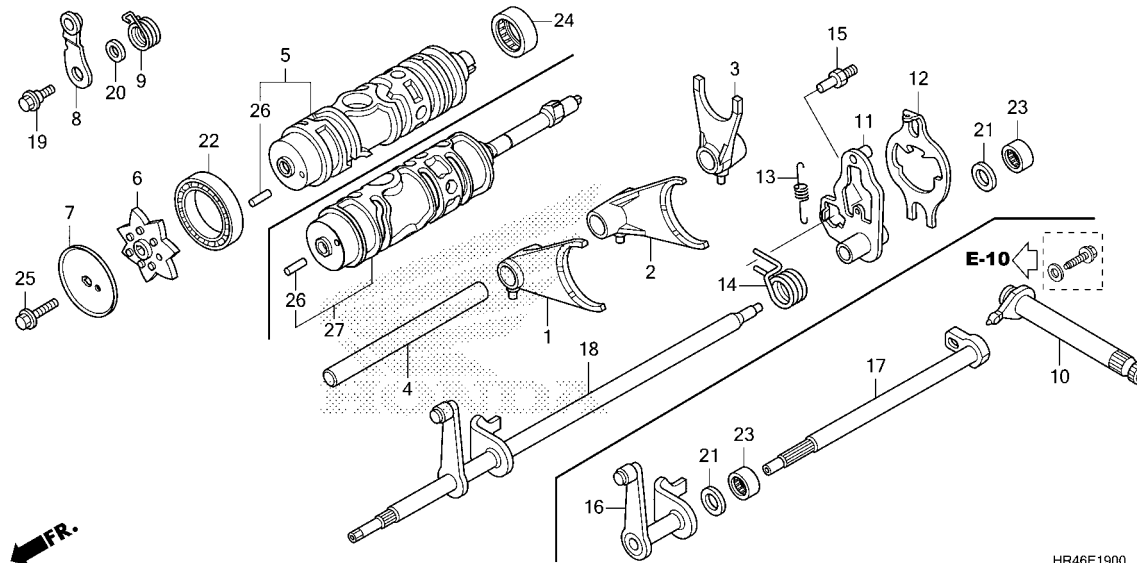
Ref. No.	L.O.N.	(Relative ref. Number) Description	F.R.T.
33	2101D3	BEARING, COUNTERSHAFT :REAR .. .INCLUDES: Engine removal and installation	8.2
	2101C9	BEARING, COUNTERSHAFT :BOTH .. .INCLUDES: Engine removal and installation	8.4
	2101D4	BEARING, MAINSHAFT AND COUNTERSHAFT :ALL ..... .INCLUDES: Engine removal and installation	8.6

Ref. No.	Part No.	Description	Reqd. QTY				Serial No.	Parts catalogue code
			FE1	FE2	FM1	FM2		
			N	N	N	N		
24	90403-HN8-000	WASHER, SPECIAL, 17MM .....	1	1	1	1		
25	90451-KY1-000	WASHER, SPLINE, 22MM .....	1	1	1	1		
26	90452-GB4-770	WASHER, THRUST, 17MM .....	1	1	1	1		
27	90455-ML7-000	WASHER B, THRUST, 22MM(BLUE) ..	1	1	1	1		
28	90601-329-000	CIRCLIP, 22MM .....	1	1	1	1		
29	91004-HC0-003	BEARING, RADIAL BALL, 6203 .....	1	1	1	1		
30	91005-657-008	BEARING, BALL, 62/22(NTN) .....	1	1	1	1		
31	95701-06014-00	BOLT, FLANGE, 6X14 .....	2	2	2	2		
32	96100-62040-00	BEARING, RADIAL BALL, 6204 .....	1	1	1	1		
33	96100-63050-00	BEARING, RADIAL BALL, 6305 .....	1	1	1	1		



# E-19

# GEARSHIFT FORK



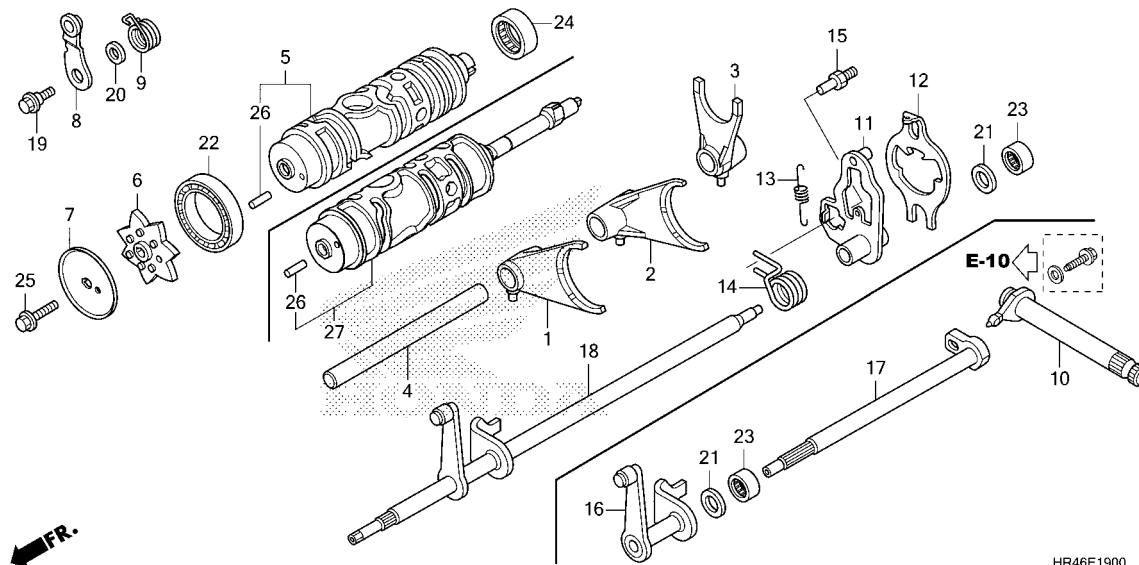
Ref. No.	L.O.N.	(Relative ref. Number) Description	F.R.T.
1		(2,3)	
210112		FORK, GEARSHIFT ..... .INCLUDES: Engine removal and installation .NOTE: Same time for two units or more	7.6
5		(27)	
2101A9		DRUM, GEARSHIFT ..... .INCLUDES: Engine removal and installation	7.6
6		2101B3 SHIFTER, GEARSHIFT DRUM ..... 2101B3A .Electric shift add .....	3.0 0.2
8		(9)	
210125		STOPPER OR SPRING, SHIFT DRUM	3.0
210125A		.Electric shift add .....	0.2
10		2101P7 SPINDLE, GEARSHIFT(A) .....	3.5
12		(11,14)	
2101L4		PLATE, GEARSHIFT .....	2.8
2101L4B		.Electric shift add .....	0.2
17		(16)	
210123		SPINDLE, SUB GEARSHIFT .....	5.1
18		210122 SPINDLE, GEARSHIFT .....	3.0

Ref. No.	Part No.	Description	Reqd. QTY				Serial No.	Parts catalogue code
			FE1	FE2	FM1	FM2		
			N	N	N	N		
1	24211-HP5-A50	FORK, FR. GEARSHIFT.....	1	1	1	1		
2	24212-HR0-F00	FORK, CENTER GEARSHIFT.....	1	1	1	1		
3	24213-HP5-A50	FORK, RR. GEARSHIFT.....	1	1	1	1		
4	24241-HP0-A51	SHAFT, GEARSHIFT FORK GUIDE..	1	1	1	1		
5	24310-HP5-A50	DRUM COMP., GEARSHIFT.....	-	-	1	1		
6	24321-HM8-B40	SHIFTER, DRUM.....	1	1	1	1		
7	24328-HB3-000	PLATE, SHIFT GUIDE.....	1	1	1	1		
8	24430-HP5-600	STOPPER COMP., GEARSHIFT DRUM	1	1	1	1		
9	24435-HP5-600	SPRING, SHIFT DRUM STOPPER...	1	1	-	-		
	24435-HR0-E00	.....	-	-	1	1		
10	24611-HR0-E00	SPINDLE COMP., GEARSHIFT.....	-	-	1	1		
11	24620-HM7-000	ARM COMP., GEARSHIFT MASTER..	1	1	-	-		
	24620-HR0-E00	.....	-	-	1	1		
12	24631-HM7-010	PLATE, GEARSHIFT.....	1	1	1	1		
13	24641-HB3-004	SPRING, SHIFT ARM.....	1	1	1	1		
14	24651-HN0-A10	SPRING, GEARSHIFT RETURN.....	1	1	-	-		
	24651-HP5-000	.....	-	-	1	1		
15	24652-KY4-900	PIN, RETURN SPRING.....	1	1	1	1		
16	24670-HR0-E00	ARM COMP., SUB GEARSHIFT						
		SPINDLE	-	-	1	1		
17	24680-HR0-E00	SPINDLE COMP., SUB GEARSHIFT..	-	-	1	1		
18	24680-HR0-F00	SPINDLE COMP., GEARSHIFT.....	1	1	-	-		
19	90023-MR5-670	BOLT, GEARSHIFT DRUM STOPPER						
		ARM PIVOT	1	1	1	1		
20	90417-360-000	WASHER, DRUM STOPPER.....	1	1	1	1		



# E-19

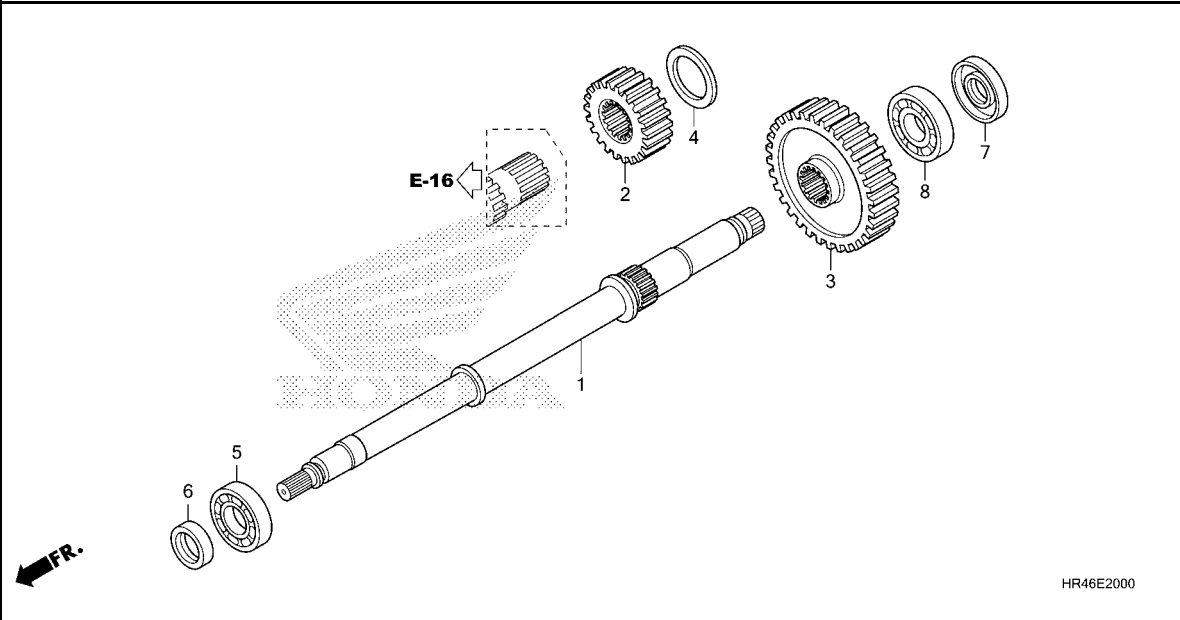
# GEARSHIFT FORK



Ref. No.	Part No.	Description	Reqd. QTY				Serial No.	Parts catalogue code
			FE1	FE2	FM1	FM2		
			N	N	N	N		
21	90451-GF6-000	WASHER, THRUST, 12MM.....	1	1	1	1		
22	91010-HB7-003	BEARING, RADIAL BALL, 6807 (KOYO)	1	1	1	1		
23	91053-MFJ-D01	BEARING, NEEDLE, 12X16X10....	1	1	1	1		
24	91051-V19-003	BEARING, NEEDLE, 20X26X12(NTN)	1	1	1	1		
25	95701-06020-00	BOLT, FLANGE, 6X20.....	1	1	1	1		
26	96220-40138	ROLLER, 4X13.8.....	1	1	1	1		
27	24310-HR4-A90	DRUM COMP., GEARSHIFT.....	1	1	-	-		

# E-20

# FINAL SHAFT



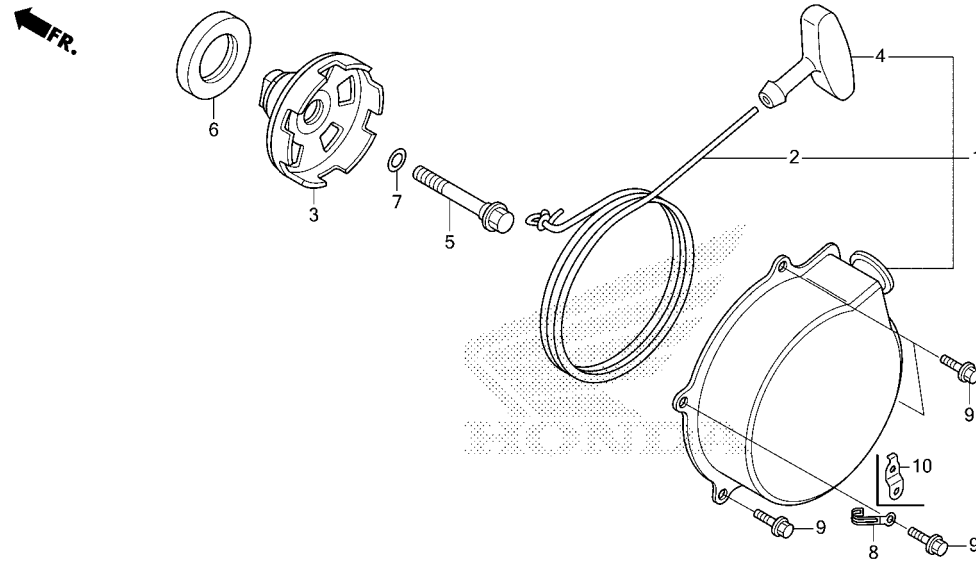
Ref. No.	L.O.N.	(Relative ref. Number) Description	F.R.T.
1	2131H0	SHAFT, OUTPUT .....	3.5
2	2131K7	GEAR, OUTPUT SHAFT DRIVE .....	3.5
3	2131H1	GEAR, OUTPUT SHAFT DRIVEN .....	3.5
5	2131H2	BEARING, OUTPUT SHAFT :FRONT . .INCLUDES: Engine removal and installation	7.4
8	2131H3	BEARING, OUTPUT SHAFT :REAR ..	3.7
	2131L1	BEARING, OUTPUT SHAFT :FOR 1 VEHICLE .....	8.0
		.INCLUDES: Engine removal and installation	

Ref. No.	Part No.	Description	Reqd. QTY				Serial No.	Parts catalogue code
			FE1	FE2	FM1	FM2		
			TRX520					
			N	N	N	N		
1	23611-HR3-A40	SHAFT, FINAL .....	1	1	1	1		
2	23621-HR0-F00	GEAR, FINAL DRIVE(16T) .....	1	1	1	1		
3	23631-HR0-F00	GEAR, FINAL DRIVEN(30T) .....	1	1	1	1		
4	90459-357-000	WASHER C, THRUST, 25MM .....	1	1	1	1		
5	91006-HP5-601	BEARING, RADIAL BALL, 22X47X14	1	1	1	1		
6	91202-HR0-F01	OIL SEAL, 22X35X7 .....	1	1	1	1		
7	91204-HR0-F01	OIL SEAL, 25X45X7 .....	1	1	1	1		
8	96100-62050-00	BEARING, RADIAL BALL, 6205 ...	1	1	1	1		



# E-21

# RECOIL STARTER

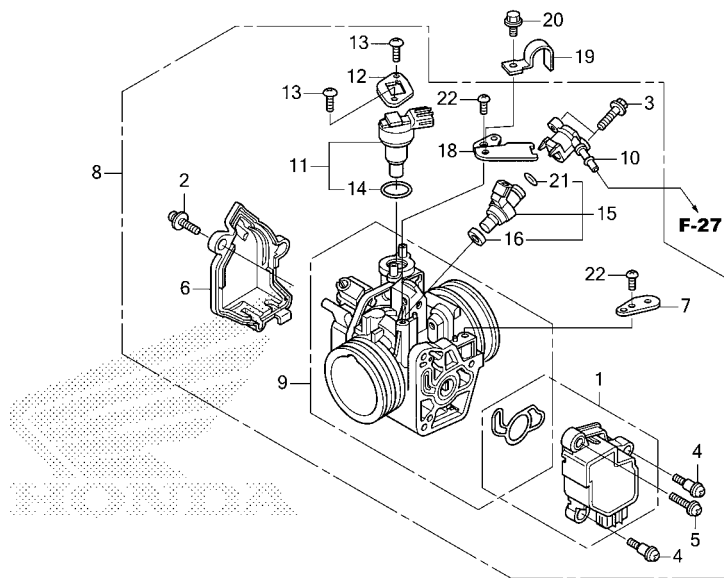


Ref. No.	L.O.N.	(Relative ref. Number) Description	F.R.T.
1	112115	STARTER ASSY., RECOIL .....	0.4
2	1121A5	ROPE, RECOIL STARTER .....	0.6
3	1121A7	(7) PULLEY, RECOIL .....	0.6

Ref. No.	Part No.	Description	Reqd. QTY				Serial No.	Parts catalogue code
			FE1	FE2	FM1	FM2		
			N	N	N	N		
1	28400-HR0-F21	STARTER ASSY., RECOIL .....	1	1	1	1		
2	28407-HM7-A11	ROPE, RECOIL STARTER .....	1	1	1	1		
3	28430-HP5-660	PULLEY COMP., RECOIL .....	1	1	1	1		
4	28461-HP5-661	KNOB COMP., RECOIL STARTER .....	1	1	1	1		
5	90081-HR3-A40	BOLT, SPECIAL, 12MM .....	1	1	1	1		
6	91202-HP0-A01	OIL SEAL, 32X52X9(ARAI) .....	1	1	1	1		
7	91303-679-003	O-RING, 11.5X2.3(ARAI) .....	1	1	1	1		
8	91413-679-000	CLIP, 2X70 .....	-	-	1	1		
9	95701-06014-00	BOLT, FLANGE, 6X14 .....	4	4	4	4		
10	32159-HR6-B00	STAY, HARNESS CLIP .....	1	1	-	-		

# E-23

# THROTTLE BODY



HR46E2300

Ref. No.	L.O.N.	(Relative ref. Number) Description	F.R.T.
1	617115	SENSOR, THROTTLE .....	0.4
8	311132	BODY ASSY., THROTTLE .....	0.9
9	311130	BODY, THROTTLE .....	1.0
11		(14)	
	3111N5	VALVE, IDLE AIR CONTROL .....	0.3
15		(10,16,21)	
	311145	INJECTOR, FUEL .....	0.4

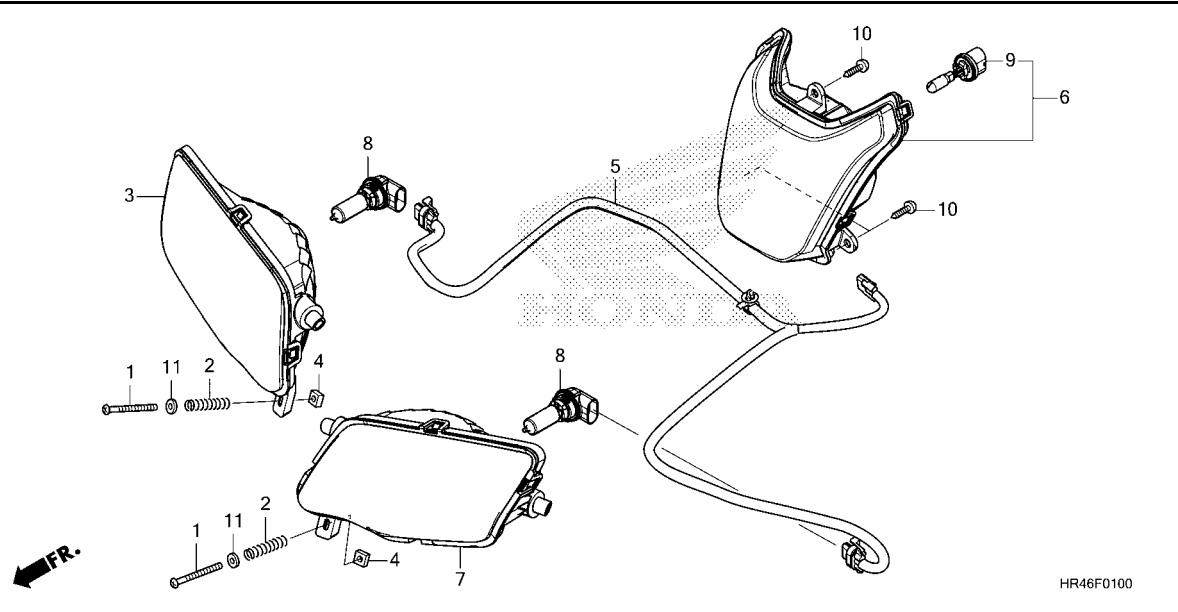
Ref. No.	Part No.	Description	Reqd. QTY				Serial No.	Parts catalogue code
			FE1	FE2	FM1	FM2		
			N	N	N	N		
1	16060-HL3-F01	SENSOR SET .....	1	1	1	1		
2	16080-HP5-601	SCREW-WASHER .....	1	1	1	1		
3	16080-KPH-701	BOLT, FLANGE, 5X20 .....	2	2	2	2		
4	16081-KYJ-901	SCREW, TORX, 5X8.7 .....	2	2	2	2		
5	16082-KYJ-901	SCREW, TORX, 5X17 .....	1	1	1	1		
6	16157-HN8-A61	COVER, BODY .....	1	1	1	1		
7	16196-HP6-A01	STAY, HARNESS CLAMPER .....	1	1	1	1		
8	16400-HR6-MF1	BODY ASSY., THROTTLE(GQ37B A)	1	1	1	1		
9	16410-HR6-MF1	BODY SET .....	1	1	1	1		
10	16422-HR3-A41	JOINT, INJECTOR .....	1	1	1	1		
11	16430-HP6-A01	VALVE SET, IDLE AIR CONTROL ..	1	1	1	1		
12	16432-HP5-601	PLATE, IDLE AIR CONTROL VALVE	1	1	1	1		
13	16433-HN8-A61	SCREW, TORX .....	2	2	2	2		
14	16435-HN8-A61	O-RING, 17.8X1.9 .....	1	1	1	1		
15	16450-HR6-MF1	INJECTOR ASSY., FUEL .....	1	1	1	1		
16	16472-KPC-D50	RING, SEAL .....	1	1	1	1		
18	17567-KWT-901	BASE, CLAMPER .....	1	1	1	1		
19	17568-HP5-600	CLAMPER, FUEL HOSE .....	1	1	1	1		
20	90002-892-000	BOLT, FLANGE, 5X10 .....	1	1	1	1		
21	91301-KZL-931	O-RING, 6.3X2.2 .....	1	1	1	1		
22	93500-05010-1H	SCREW, PAN, 5X10 .....	2	2	2	2		





# F-1

# HEADLIGHT



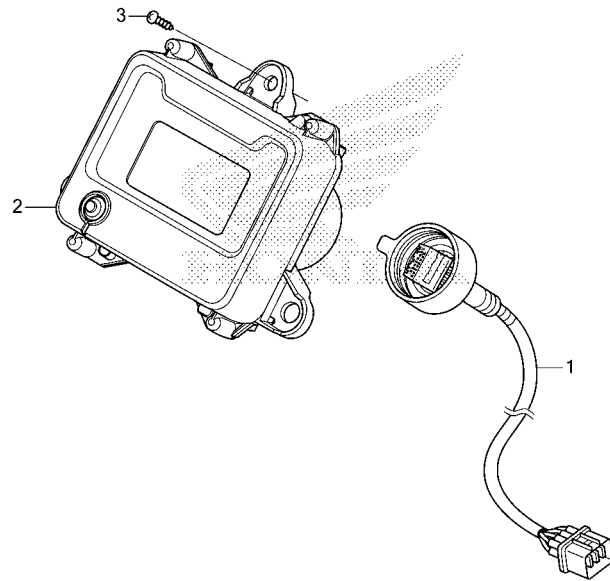
Ref. No.	L.O.N.	(Relative ref. Number) Description	F.R.T.
3	6161A9	HEADLIGHT UNIT :RIGHT .....	0.3
5	6161B1	SOCKET, HEADLIGHT .....	0.6
6	6161B8	HEADLIGHT, ASSIST .....	0.1
7	6161A8	HEADLIGHT UNIT :LEFT .....	0.3
	6161B0	HEADLIGHT UNIT :BOTH .....	0.6
8	6161F7	BULB, HEADLIGHT :LEFT .....	0.1
	6161F8	BULB, HEADLIGHT :RIGHT .....	0.1
	6161H4	BULB, HEADLIGHT :BOTH .....	0.1
9	6161L9	BULB, ASSIST HEADLIGHT .....	0.1

Ref. No.	Part No.	Description	Reqd. QTY				Serial No.	Parts catalogue code
			FE1	FE2	FM1	FM2		
			TRX520					
			N	N	N	N		
1	33103-KSC-670	SCREW, PAN, 4X55.....	2	2	2	2		
2	33107-KAE-771	SPRING, BEAM ADJUSTING.....	2	2	2	2		
3	33110-HR3-A20	HEADLIGHT UNIT, R.....	1	1	1	1		
4	33117-KBR-730	NUT, BEAM ADJUSTING.....	2	2	2	2		
5	33130-HR6-B00	SUB HARNESS, HEADLIGHT.....	1	1	1	1		
6	33150-HR6-A61	HEADLIGHT ASSY., ASSIST (12V 50W)	1	1	1	1		
7	33160-HR3-A20	HEADLIGHT UNIT, L.....	1	1	1	1		
8	34901-HR3-A21	BULB COMP., HEADLIGHT (12V 35/35W)	2	2	2	2		
9	34901-HR6-A60	BULB, HEADLIGHT(12V 50W).....	1	1	1	1		
10	93913-25380	SCREW, TAPPING, 5X14(PO).....	3	3	3	3		
11	94103-04000	WASHER, PLAIN, 4MM.....	2	2	2	2		



**F-2**

**METER**



HR46F0200

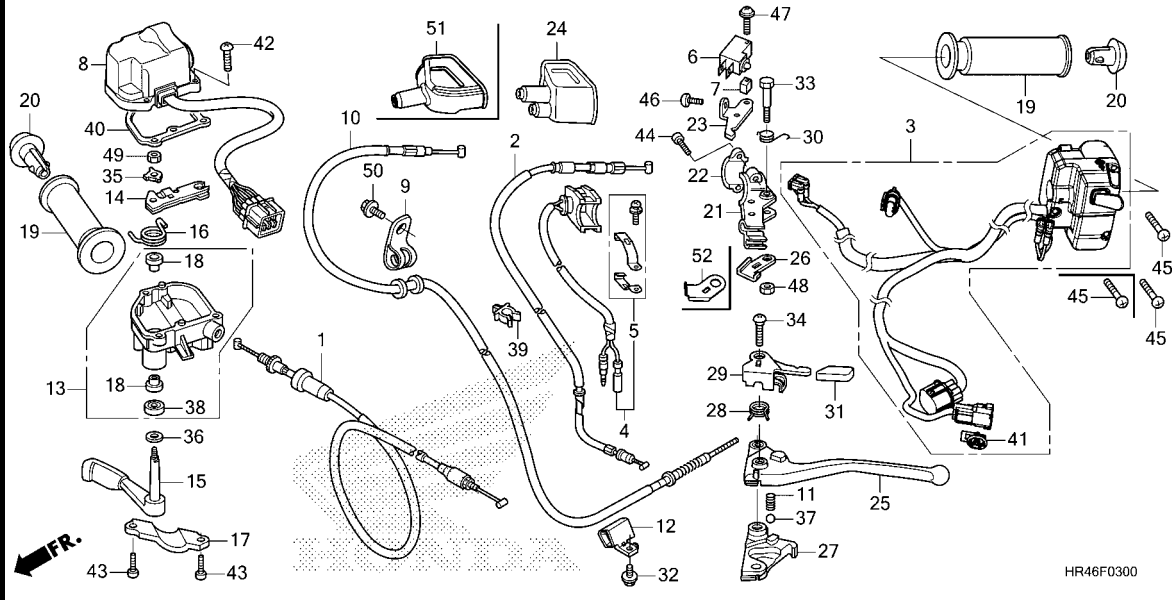
Ref. No.	L.O.N.	(Relative ref. Number) Description	F.R.T.
1	6111D7	SUB HARNESS, FRONT .....	0.5
2	8121A1	METER ASSY., COMBINATION .....	0.3

Ref. No.	Part No.	Description	Reqd. QTY				Serial No.	Parts catalogue code
			FE1	FE2	FM1	FM2		
			TRX520					
			N	N	N	N		
1	32105-HR6-A60	SUB HARNESS, FR.....	1	1	1	1		
2	37200-HR4-A22	METER ASSY., COMBINATION (MPH/KPH)	1	-	1	-		
	37200-HR4-A52	.....	-	1	-	1		
3	93913-25310	SCREW, TAPPING, 5X14(PO).....	3	3	3	3		



# F-3

# HANDLE LEVER/SWITCH/CABLE



Ref. No.	L.O.N. (Relative ref. Number)	Description	F.R.T.
1	811100	CABLE, THROTTLE .....	1.2
	811100F	.EPS add .....	0.1
2	811148	CABLE, REVERSE .....	1.1
	811148E	.EPS add .....	0.1
3	6151C8	SWITCH, LEFT HANDLE .....	0.7
	6151C8A	.EPS add .....	0.1
4	6151A3	SWITCH, HORN .....	0.6
	6151A3A	.EPS add .....	0.1
6	6151B3	SWITCH, REAR STOP :LEVER SIDE	0.1
8	6151K0	SWITCH, RIGHT HANDLE .....	0.7
	6151K0A	.EPS add .....	0.1
10	8111B1	CABLE, HAND BRAKE .....	1.4
	8111B1B	.EPS add .....	0.1
13	8101C3	CASE ASSY., THROTTLE LEVER ..	0.2
14	8101C4	ARM, THROTTLE .....	0.2
15	810120	LEVER, THROTTLE .....	0.2
19	8101C0	GRIP, HANDLE :LEFT .....	0.1
	8101C1	GRIP, HANDLE :RIGHT .....	0.1
21	8101C8	BRACKET, HANDLE LEVER :LEFT ..	0.2
25	8101C6	LEVER, HANDLE :LEFT .....	0.2
	8101F5	LEVER, HANDLE :BOTH .....	0.3
27	8101E1	ARM, REVERSE ASSISTANT .....	0.1
29	810170	LEVER, PARKING LOCK .....	0.2

Ref. No.	Part No.	Description	Reqd. QTY				Serial No.	Parts catalogue code
			FE1	FE2	FM1	FM2		
			N	N	N	N		
1	17910-HR3-HA1	CABLE COMP., THROTTLE .....	1	1	1	1		
2	22880-HR3-A21	CABLE, REVERSE ASSIST .....	-	-	1	1		
3	35140-HR4-A91	SWITCH ASSY., ELECTRIC SHIFT	1	1	-	-		
	35150-HR4-A61	SWITCH ASSY., LIGHTING & ENGINE STARTER	-	-	1	1		
4	35180-HM8-851	SWITCH ASSY., HORN .....	1	1	1	1		
5	35181-HM8-V81	BAND SET .....	1	1	1	1		
6	35340-ML4-005	SWITCH ASSY., FR. STOP(OMRON)	1	1	1	1		
7	35345-HF1-830	COLLAR, STOP SWITCH .....	1	1	1	1		
8	35400-HR6-A61	SWITCH ASSY., DIFFERENTIAL LOCK	1	1	1	1		
9	43452-HR3-A20	CLAMP, BRAKE CABLE .....	1	1	1	1		
10	43460-HR3-A21	CABLE COMP., HAND BRAKE .....	1	1	1	1		
11	47155-MGE-D00	SPRING, PLUNGER .....	-	-	1	1		
12	50352-HR3-A20	GUIDE, BRAKE CABLE .....	1	1	1	1		
13	53143-HP5-L00	CASE ASSY., THROTTLE LEVER ..	1	1	1	1		
14	53144-HA0-010	ARM COMP., THROTTLE .....	1	1	1	1		
15	53145-HA0-770	LEVER, THROTTLE .....	1	1	1	1		
16	53146-HM8-000	SPRING, THROTTLE RETURN .....	1	1	1	1		
17	53147-HM5-850	HOLDER, THROTTLE CASE .....	1	1	1	1		
18	53148-HA0-000	BUSH, THROTTLE PIVOT .....	2	2	2	2		
19	53165-HP5-600	GRIP, HANDLE .....	2	2	2	2		
20	53167-HP5-600	GUARD, HANDLE END .....	2	2	2	2		
21	53172-HR6-T10	BRACKET, BRAKE LEVER .....	1	1	-	-		
	53172-HN5-V60	.....	-	-	1	1		

# F-3

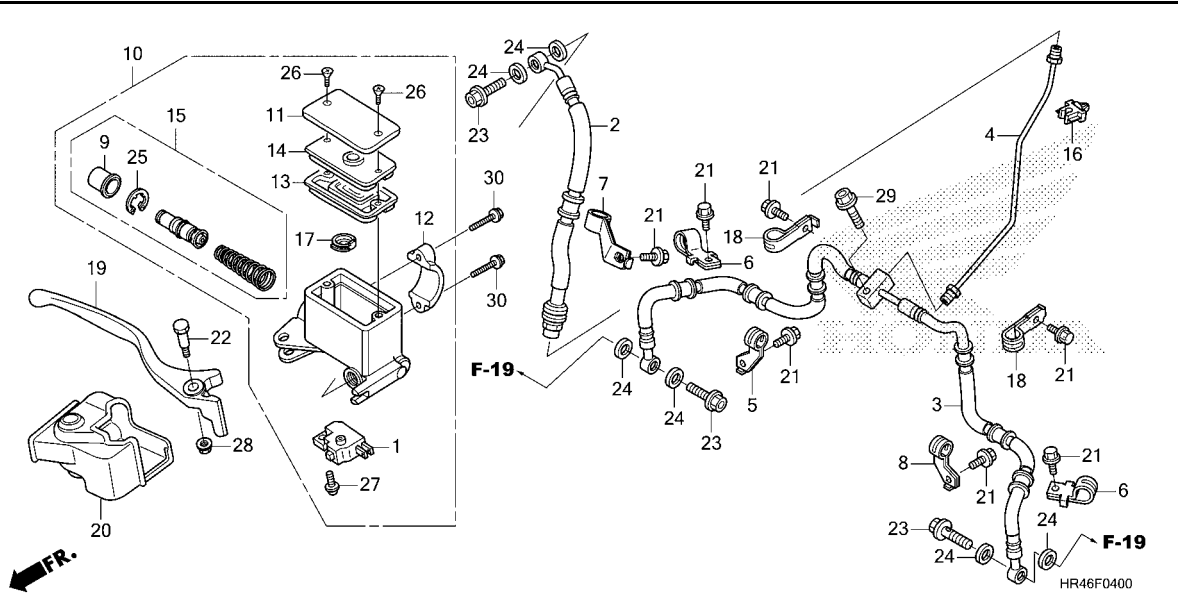
# HANDLE LEVER/SWITCH/CABLE

Ref. No.	Part No.	Description	Reqd. QTY				Serial No.	Parts catalogue code
			FE1 N	FE2 N	FM1 N	FM2 N		
22	53173-376-000	HOLDER, LEVER BRACKET .....	1	1	1	1		
23	53174-HN5-V60	STAY, PARKING BRAKE STOPPER ..	1	1	1	1		
24	53177-HN5-M40	COVER, L. HANDLE .....	-	-	1	1		
25	53178-HR6-M00	LEVER, L. STEERING HANDLE .....	1	1	-	-		
	53178-HR6-A60	.....	-	-	1	1		
26	53179-HN5-M40	HOLDER, STOP SWITCH SUB CORD ..	-	-	1	1		
27	53179-HR6-A60	ARM, REVERSE ASSISTANT .....	-	-	1	1		
28	53191-HN8-000	SPRING, PARKING BRAKE LEVER ..	1	1	-	-		
	53191-HR6-A60	SPRING, PARKING BRAKE LEVER(A) ..	-	-	1	1		
29	53192-HR6-M00	LEVER, PARKING BRAKE LOCK .....	1	1	-	-		
	53192-HR6-G60	.....	-	-	1	1		
30	53193-HN8-000	SPRING, RETURN LEVER .....	1	1	-	-		
	53193-HF1-830	.....	-	-	1	1		
31	53193-HA0-770	CAP, PARKING LEVER .....	1	1	-	-		
	53193-HR6-A60	.....	-	-	1	1		
32	90107-HR3-A20	BOLT, SPECIAL, 6MM .....	1	1	1	1		
33	90114-HN8-000	BOLT, HANDLE LEVER PIVOT .....	1	1	-	-		
	90114-HM8-000	.....	-	-	1	1		
34	90115-HA6-000	SCREW, PARKING LEVER PIVOT .....	1	1	-	-		
	90115-HR6-A60	.....	-	-	1	1		
35	90501-HA0-000	WASHER, LOCK, 6MM .....	1	1	1	1		
36	90504-HA0-000	WASHER, 9X20 .....	1	1	1	1		
37	91101-MAM-A80	BALL, STEEL, #6(3/16) .....	-	-	1	1		
38	91210-HA0-003	DUST SEAL, 9X16X5(ARAI) .....	1	1	1	1		
	91210-HA0-004	DUST SEAL, 9X16X5(NOK) .....	1	1	1	1		
39	91531-SZ5-003	CLIP, TUBE, 3.5 .....	-	-	1	1		
40	91532-HA0-020	PACKING, THROTTLE CASE .....	1	1	1	1		
41	91535-TA0-003	CLIP, COUPLER(DARK BROWN) .....	1	1	1	1		
42	93500-04016-0G	SCREW, PAN, 4X16 .....	3	3	3	3		
43	93500-05014-0G	SCREW, PAN, 5X14 .....	2	2	2	2		
44	93500-05018-0G	SCREW, PAN, 5X18 .....	2	2	2	2		
45	93500-05028-0G	SCREW, PAN, 5X28 .....	3	3	2	2		
46	93500-06016-0G	SCREW, PAN, 6X16 .....	1	1	1	1		
47	93893-04022-07	SCREW-WASHER, 4X22 .....	1	1	1	1		
48	94001-06070-0S	NUT, HEX., 6MM .....	1	1	1	1		
49	94002-06000-0S	NUT, HEX., 6MM .....	1	1	1	1		
50	95701-06012-00	BOLT, FLANGE, 6X12 .....	1	1	1	1		
51	53177-HR6-M00	COVER, L. HANDLE LEVER .....	1	1	-	-		
52	53179-HR6-M00	HOLDER, STOP SWITCH SUB CORD ..	1	1	-	-		



# F-4

# FRONT BRAKE MASTER CYLINDER

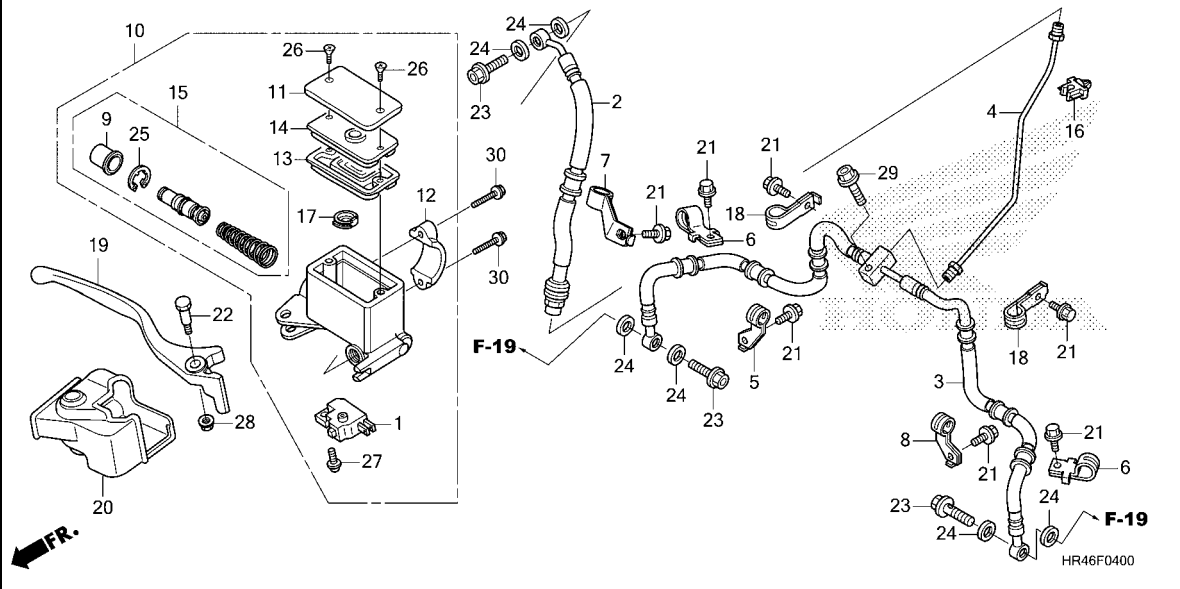


Ref. No.	L.O.N.	(Relative ref. Number) Description	F.R.T.
1	6151B2	SWITCH, FRONT STOP .....	0.1
2	712127	HOSE A, FRONT BRAKE .....	0.7
		.INCLUDES: Bleed brakes	
	712127G	.EPS add .....	0.1
3	712128	HOSE B, FRONT BRAKE .....	1.3
		.INCLUDES: Bleed brakes	
4	7121C5	PIPE, FRONT BRAKE .....	1.0
		.INCLUDES: Bleed brakes	
10	712105	CYLINDER, FRONT BRAKE MASTER .....	0.5
		.INCLUDES: Bleed brakes	
13	7121G6	DIAPHRAGM, FRONT BRAKE MASTER CYLINDER .....	0.1
15	7121G9	PISTON SET, FRONT BRAKE MASTER .....	0.5
		.INCLUDES: Bleed brakes	
19	8101C7	LEVER, HANDLE :RIGHT .....	0.1
	8101F5	LEVER, HANDLE :BOTH .....	0.3

Ref. No.	Part No.	Description	Reqd. QTY				Serial No.	Parts catalogue code
			FE1	FE2	FM1	FM2		
			N	N	N	N		
1	35340-MGS-D31	SWITCH ASSY., FR. STOP .....	1	1	1	1		
2	45126-HR3-A21	HOSE COMP., FR. BRAKE(A) .....	1	1	1	1		
3	45127-HR4-A21	HOSE COMP., FR. BRAKE(B) .....	1	1	1	1		
4	45128-HR3-A20	PIPE COMP., FR. BRAKE .....	1	1	1	1		
5	45461-HR3-A20	CLAMP A, R. FR. BRAKE HOSE .....	1	1	1	1		
6	45462-HR0-F00	CLAMP B, FR. BRAKE HOSE .....	2	2	2	2		
7	45464-HR3-A20	CLAMPER, FR. BRAKE HOSE .....	1	1	1	1		
8	45471-HR3-A20	CLAMP A, L. FR. BRAKE HOSE .....	1	1	1	1		
9	45504-410-003	BOOT COMP. ....	1	1	1	1		
10	45510-HR3-A21	CYLINDER SUB ASSY., FR. BRAKE MASTER(NISSIN)	1	1	1	1		
11	45513-KK1-771	CAP, MASTER CYLINDER .....	1	1	1	1		
12	45517-166-006	HOLDER, MASTER CYLINDER .....	1	1	1	1		
13	45520-MG7-006	DIAPHRAGM .....	1	1	1	1		
14	45521-HA2-006	PLATE, DIAPHRAGM .....	1	1	1	1		
15	45530-MCA-006	PISTON SET, FR. MASTER CYLINDER	1	1	1	1		
16	46394-S04-003	CLIP A .....	1	1	1	1		
17	46666-HB9-006	SEPARATOR COMP. ....	1	1	1	1		
18	51207-HN2-000	CLAMP A, FR. BRAKE HOSE .....	2	2	2	2		
19	53175-HR3-A21	LEVER, R. HANDLE .....	1	1	1	1		
20	53176-HR3-A21	COVER, R. HANDLE LEVER .....	1	1	1	1		
21	90103-MCS-G00	BOLT, FLANGE, 6X12 .....	7	7	7	7		
22	90114-KGH-900	BOLT, HANDLE LEVER PIVOT .....	1	1	1	1		
23	90145-MS9-612	BOLT, OIL, 10X22(SAGA) .....	3	3	3	3		

# F-4

# FRONT BRAKE MASTER CYLINDER

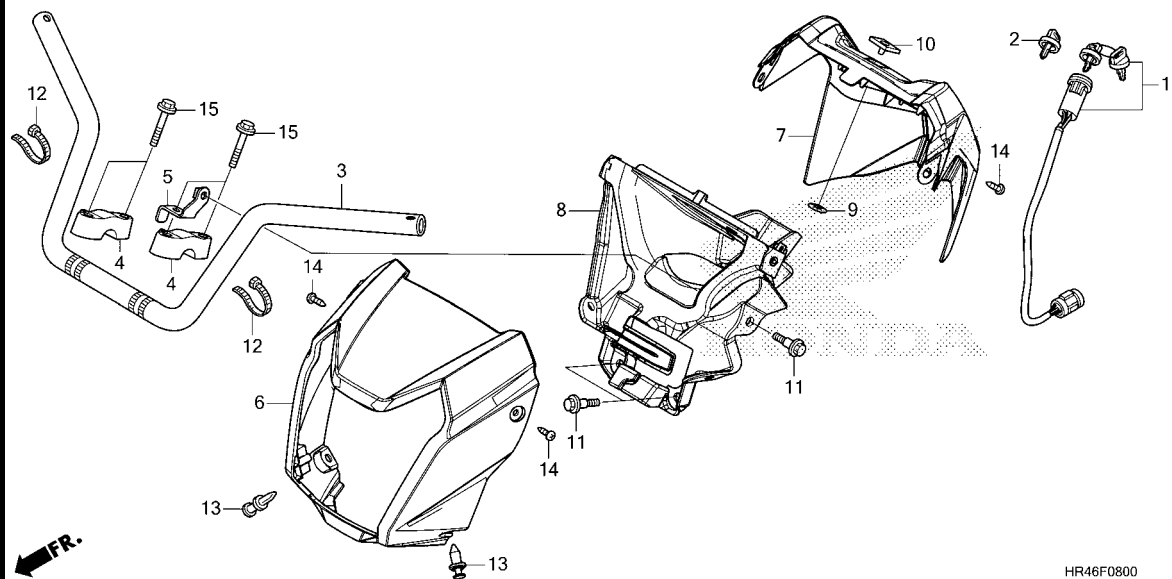


Ref. No.	Part No.	Description	Reqd. QTY				Serial No.	Parts catalogue code
			FE1	FE2	FM1	FM2		
			TRX520					
			N	N	N	N		
24	90545-300-000	WASHER, OIL BOLT.....	6	6	6	6		
25	90651-MA5-671	CIRCLIP.....	1	1	1	1		
26	93600-04012-1G	SCREW, FLAT, 4X12.....	2	2	2	2		
27	93893-04012-17	SCREW-WASHER, 4X12.....	1	1	1	1		
28	94050-06000	NUT, FLANGE, 6MM.....	1	1	1	1		
29	95701-06025-07	BOLT, FLANGE, 6X25.....	1	1	1	1		
30	96001-06022-07	BOLT, FLANGE, 6X22.....	2	2	2	2		



# F-8

# HANDLE PIPE



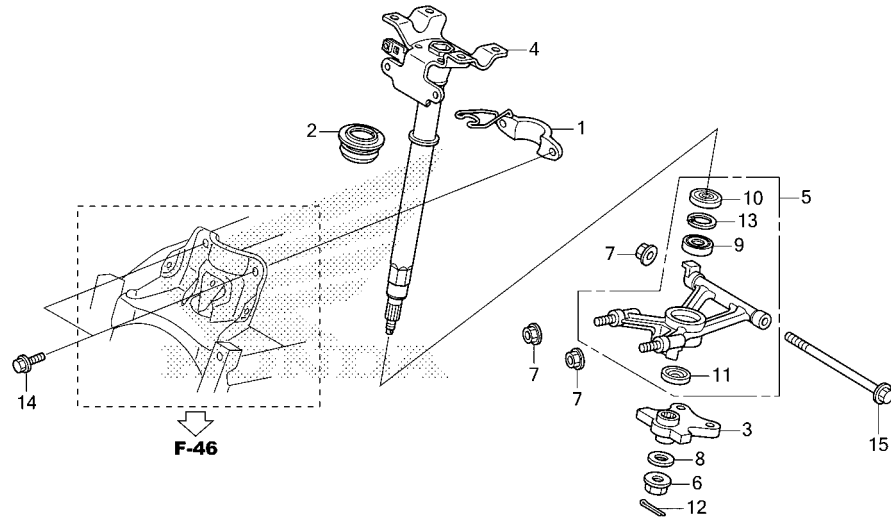
Ref. No.	L.O.N. (Relative ref. Number)	Description	F.R.T.
1	615146	SWITCH, IGNITION .....	0.8
3	810100	PIPE, STEERING HANDLE .....	0.7
	810100J	.EPS add .....	0.1
6	6161V9	CASE, ASSIST HEADLIGHT .....	0.1
7	8121E3	COVER, METER .....	0.7
8	8121D0	STAY, METER COVER .....	0.4

Ref. No.	Part No.	Description	Reqd. QTY				Serial No.	Parts catalogue code
			FE1	FE2	FM1	FM2		
			TRX520					
			N	N	N	N		
1	35100-HR6-A61	SWITCH ASSY., IGNITION .....	1	1	1	1		
2	35121-HF1-881	KEY, BLANK(TYPE 1)						
		(KEY NO. AXX / BXX)	(1)	(1)	(1)	(1)		
	35122-HF1-881	KEY, BLANK(TYPE 2)						
		(KEY NO. CXX / DX)	(1)	(1)	(1)	(1)		
3	53100-HR3-WA0	PIPE, STEERING HANDLE .....	1	1	1	1		
4	53111-HR6-M00	HOLDER, UPPER HANDLE .....	2	2	2	2		
5	53113-HR3-A20	BRACKET, METER STAY .....	1	1	1	1		
6	53205-HR6-660ZB	COVER, ASSIST HEADLIGHT						
		*R232*.....PATRIOT RED	1	1	1	1		
7	53206-HR6-A60ZA	COVER, METER						
		*NH1*.....BLACK	1	1	1	1		
8	53207-HR6-A60	STAY, METER COVER .....	1	1	1	1		
9	64206-MJ0-000	NUT, SPEED, 4MM .....	1	1	1	1		
10	86150-HN8-004	EMBLEM, PRODUCT(UEHARA) .....	1	1	1	1		
11	90111-162-000	BOLT, FLANGE, 6MM .....	3	3	3	3		
12	90651-MA6-720	BAND, WIRE HARNESS .....	2	2	2	2		
13	90653-HC4-900	CLIP, MUDGUARD .....	2	2	2	2		
14	93913-25380	SCREW, TAPPING, 5X14(P0) .....	3	3	3	3		
15	95701-08038-08	BOLT, FLANGE, 8X38 .....	4	4	4	4		

3

**F-9**

**STEERING SHAFT**



HR46F0900

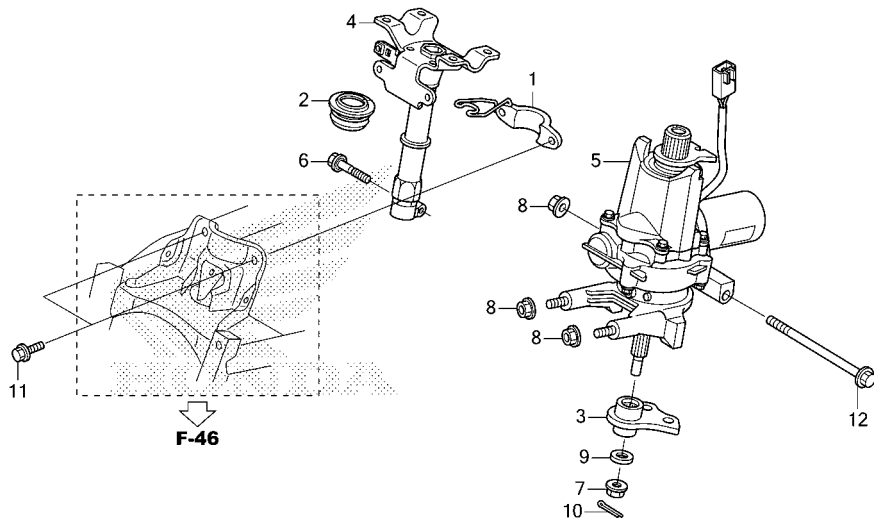
Ref. No.	L.O.N.	(Relative ref. Number) Description	F.R.T.
2	5101B3	BUSH, STEERING .....	1.8
3	5101B4	ARM, STEERING .....	1.1
4	510100	STEM OR SHAFT ASSY., STEERING	1.8
5	510118	HOLDER, STEERING SHAFT .....	2.0
9	5101B8	BEARING, STEERING SHAFT .....	2.4
10	5101C6	DUST SEAL, STEERING SHAFT :UPPER .....	2.1
11	5101B9	DUST SEAL, STEERING SHAFT :LOWER .....	2.1
	5101D0	DUST SEAL, STEERING SHAFT :BOTH .....	2.2

Ref. No.	Part No.	Description	Reqd. QTY				Serial No.	Parts catalogue code
			FE1 N	FE2 N	FM1 N	FM2 N		
1	53220-HR6-MF0	HOLDER COMP., STEERING SHAFT	1	-	1	-		
2	53221-HP1-003	BUSH, STEERING .....	1	-	1	-		
3	53230-HR4-A20	ARM COMP., STEERING .....	1	-	1	-		
4	53310-HR3-A20	SHAFT COMP., STEERING .....	1	-	1	-		
5	53400-HR3-A20	HOLDER ASSY., STEERING SHAFT (LOWER)	1	-	1	-		
6	90213-S73-003	NUT, SELF-LOCK, 14MM .....	1	-	1	-		
7	90305-HC0-770	NUT, SELF-LOCK, 10MM .....	3	-	3	-		
8	90417-HA0-000	WASHER, THRUST, 15MM .....	1	-	1	-		
9	91004-GGK-003	BEARING, RADIAL BALL, 6004 .....	1	-	1	-		
10	91205-950-003	OIL SEAL, 25X42X7(ARAI) .....	1	-	1	-		
11	91255-KV3-701	DUST SEAL, 30X44X5 .....	1	-	1	-		
12	94201-30250	PIN, SPLIT, 3.0X25 .....	1	-	1	-		
13	94520-42000	CIRCLIP, INTERNAL, 42MM .....	1	-	1	-		
14	95701-08016-08	BOLT, FLANGE, 8X16 .....	2	-	2	-		
15	95801-10160-00	BOLT, FLANGE, 10X160 .....	1	-	1	-		



# F-9-10

# STEERING SHAFT(EPS)



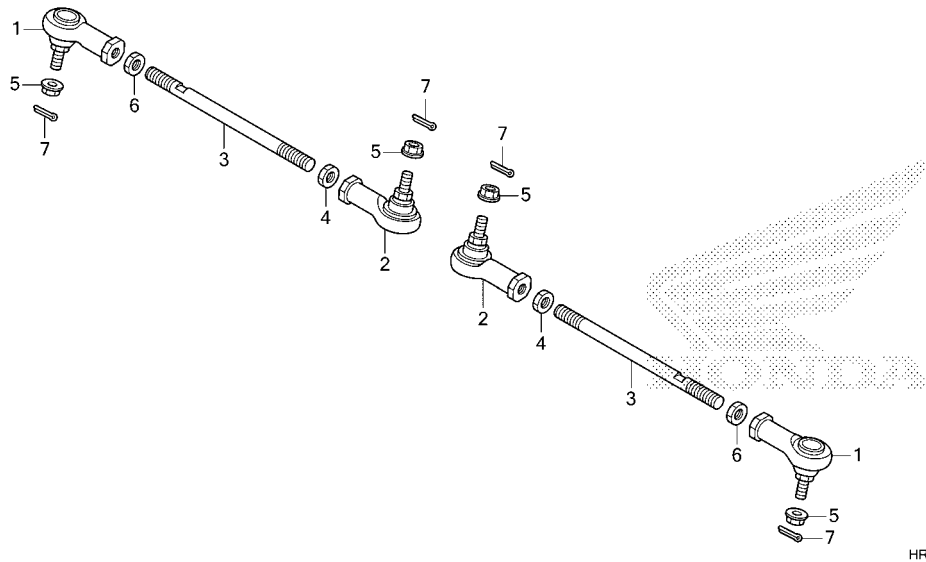
Ref. No.	L.O.N.	(Relative ref. Number) Description	F.R.T.
2	5101F7	BUSH, STEERING(A) .....	1.2
3	5101K0	ARM, STEERING(A) .....	1.2
4	5101F1	STEM OR SHAFT ASSY., STEERING (A) .....	1.2
5	5101E5	EPS UNIT ASSEMBLY .....	2.5

Ref. No.	Part No.	Description	Reqd. QTY				Serial No.	Parts catalogue code
			FE1 N	FE2 N	FM1 N	FM2 N		
1	53220-HR6-MF0	HOLDER COMP., STEERING SHAFT	-	1	-	1		
2	53221-HP1-003	BUSH, STEERING .....	-	1	-	1		
3	53230-HR4-A50	ARM COMP., STEERING .....	-	1	-	1		
4	53310-HR3-A70	SHAFT COMP., STEERING .....	-	1	-	1		
5	53600-HR3-A71	EPS UNIT .....	-	1	-	1		
6	90103-HP7-A30	BOLT, FLANGE, 10X39 .....	-	1	-	1		
7	90213-S73-003	NUT, SELF-LOCK, 14MM .....	-	1	-	1		
8	90305-HC0-770	NUT, SELF-LOCK, 10MM .....	-	3	-	3		
9	90417-HA0-000	WASHER, THRUST, 15MM .....	-	1	-	1		
10	94201-30250	PIN, SPLIT, 3.0X25 .....	-	1	-	1		
11	95701-08016-08	BOLT, FLANGE, 8X16 .....	-	2	-	2		
12	95801-10160-00	BOLT, FLANGE, 10X160 .....	-	1	-	1		

3

# F-10

# TIE ROD



Ref. No.	L.O.N.	(Relative ref. Number) Description	F.R.T.
1	5101C0	END, OUTER TIE ROD :LEFT .....	1.1
	5101C1	END, OUTER TIE ROD :RIGHT .....	1.1
	5101C2	END, OUTER TIE ROD :BOTH .....	1.6
2	5101A3	END, INNER TIE ROD :LEFT .....	1.1
	5101A4	END, INNER TIE ROD :RIGHT .....	1.1
	5101A5	END, INNER TIE ROD :BOTH .....	1.6
3	5101A6	ROD, TIE :LEFT .....	1.2
	5101A7	ROD, TIE :RIGHT .....	1.2
	5101A8	ROD, TIE :BOTH .....	1.8

FR.

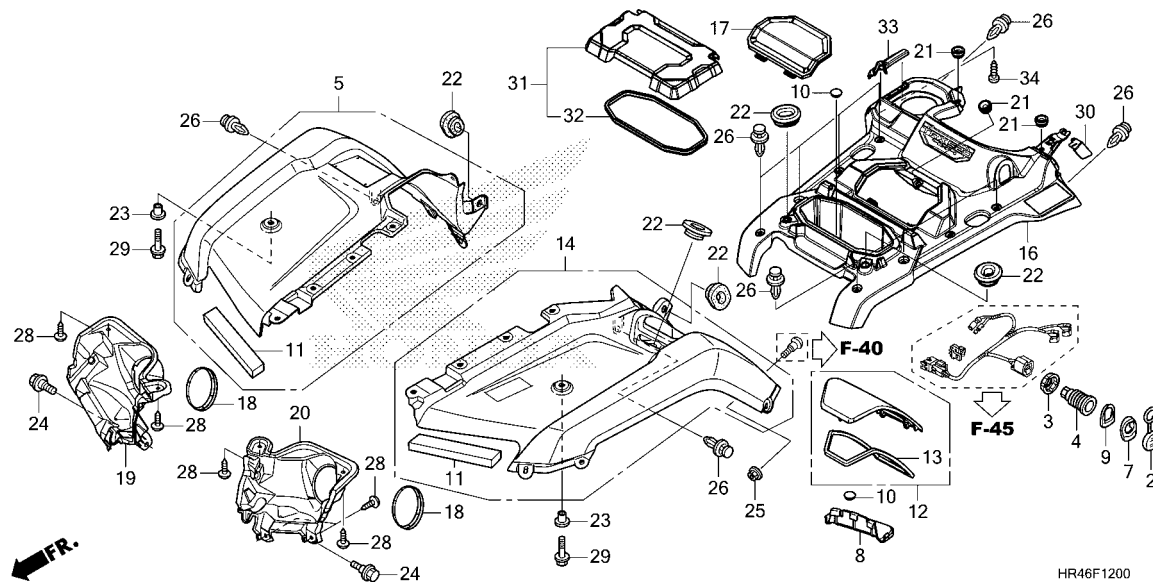
HR46F1000

Ref. No.	Part No.	Description	Reqd. QTY				Serial No.	Parts catalogue code
			FE1	FE2	FM1	FM2		
1	53157-HP5-003	END COMP., R. TIE ROD (RIGHT HAND THREAD)	2	2	2	2		
2	53158-HP5-003	END COMP., L. TIE ROD (LEFT HAND THREAD)	2	2	2	2		
3	53521-HR4-A20	ROD, TIE .....	2	2	2	2		
4	53526-679-000	NUT, TIE ROD LOCK (LEFT HAND THREAD)	2	2	2	2		
5	90305-HC4-000	NUT, SELF-LOCK, 12MM .....	4	4	4	4		
6	94031-12280	NUT, HEX., 12MM .....	2	2	2	2		
7	94201-20220	PIN, SPLIT, 2.0X22 .....	4	4	4	4		

3

# F-12

# FRONT FENDER

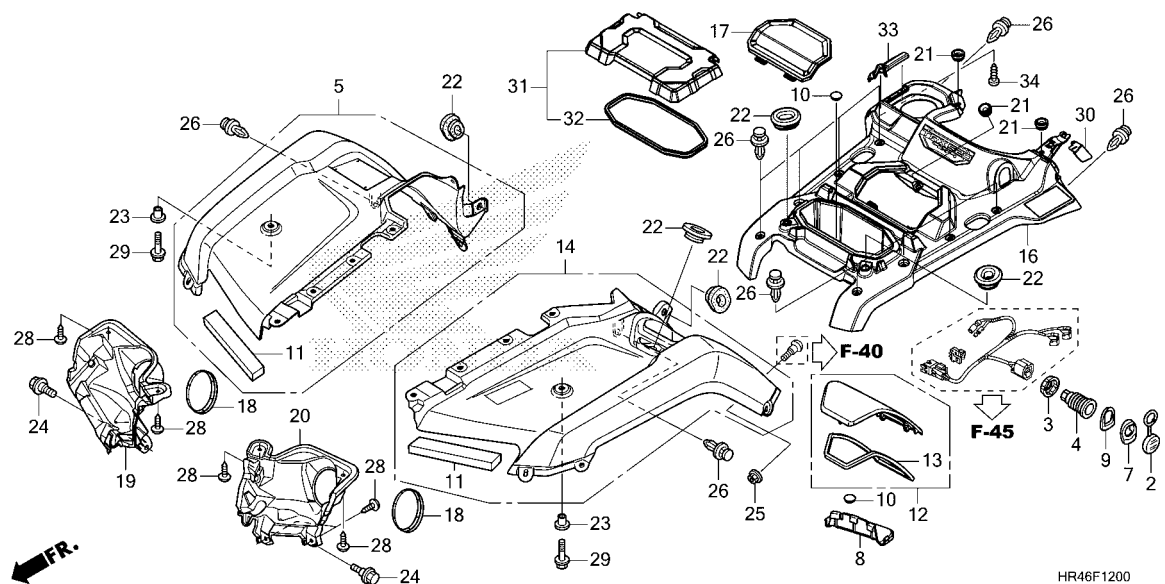


Ref. No.	L.O.N.	(Relative ref. Number) Description	F.R.T.
4	8121A0	SOCKET, ACCESSORY .....	0.2
5	4131B9	FENDER, FRONT :RIGHT .....	0.9
14	4131B8	FENDER, FRONT :LEFT .....	0.9
	4131R7	FENDER, FRONT :BOTH .....	0.9
16	413122	COVER, FRONT CENTER .....	0.9
19	4131D4	COVER, HEADLIGHT :RIGHT .....	0.3
20	4131D3	COVER, HEADLIGHT :LEFT .....	0.3
	4131M9	COVER, HEADLIGHT :BOTH .....	0.6

Ref. No.	Part No.	Description	Reqd. QTY				Serial No.	Parts catalogue code
			FE1	FE2	FM1	FM2		
			N	N	N	N		
2	31652-HP0-A01	CAP.....	1	1	1	1		
3	31653-HP0-A01	NUT.....	1	1	1	1		
4	31655-HP0-A01	SOCKET COMP., ACCESSORY.....	1	1	1	1		
5	61100-HR6-MF0ZB	FENDER, R. FR.(WOL)						
	*R232*	.....PATRIOT RED	1	1	1	1	-----	NZ
	61100-HR6-EC0ZA	*R232*.....PATRIOT RED	-	1	-	1	-----	ED
7	61103-HN5-670ZB	SPACER, ACCESSORY SOCKET						
		OUTSIDE						
	*NH1*	.....BLACK	1	1	1	1		
8	61103-HR0-F00ZA	PLUG, GLOVE BOX						
	*NH1*	.....BLACK	1	1	1	1		
9	61104-HN5-670ZA	SPACER, ACCESSORY SOCKET						
		INSIDE						
	*NH1*	.....BLACK	1	1	1	1		
10	61105-KA8-000	PLUG, FR. FENDER.....	2	2	2	2		
11	61107-HR4-A20	SEAL, FR. FENDER.....	2	2	2	2		
12	61110-HR4-L20ZB	LID ASSY., GLOVE BOX						
	*R232*	.....PATRIOT RED	1	1	1	1		
13	61122-HR4-A20	SEAL, GLOVE BOX.....	1	1	1	1		
14	61200-HR4-L20ZA	FENDER, L. FR.(WOL)						
	*R232*	.....PATRIOT RED	1	1	1	1	-----	NZ
	61200-HR4-T20ZA	*R232*.....PATRIOT RED	-	1	-	1	-----	ED
16	61305-HR4-U80ZB	COVER SET, FR. CENTER(WL)						
	*TYPE1*	.....	1	-	-	-		
	61305-HR4-U90ZB	*TYPE1*.....	-	1	-	-		
	61305-HR4-U60ZB	*TYPE1*.....	-	-	1	-		
	61305-HR4-U70ZB	*TYPE1*.....	-	-	-	1		

# F-12

# FRONT FENDER

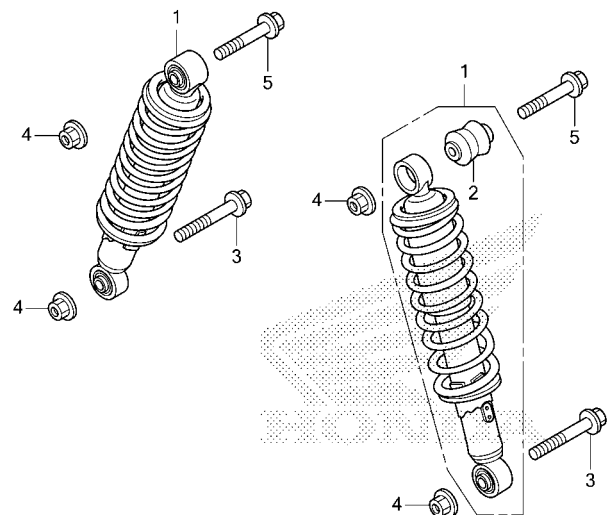


Ref. No.	Part No.	Description	Reqd. QTY				Serial No.	Parts catalogue code
			FE1	FE2	FM1	FM2		
			N	N	N	N		
17	61310-HR6-B00ZA	LID, RADIATOR CAP *NH1*.....BLACK	1	1	1	1		
18	64365-040-000ZH	CAP, FR. COVER *NH1*.....BLACK	2	2	2	2		
19	66301-HR3-A20	COVER, R. HEADLIGHT.....	1	1	1	1		
20	66302-HR3-A20	COVER, L. HEADLIGHT.....	1	1	1	1		
21	83501-MG7-000	GROMMET, SIDE COVER.....	3	3	3	3		
22	83551-MA6-000	GROMMET, SIDE COVER.....	5	5	5	5		
23	84706-GB0-900	COLLAR, NUMBER BRACKET SETTING	2	2	2	2		
24	90111-162-000	BOLT, FLANGE, 6MM.....	2	2	2	2		
25	90302-187-000	NUT, FLANGE, 6MM.....	2	2	2	2		
26	90653-HC4-900	CLIP, MUDGUARD.....	12	12	12	12		
28	93903-25220	SCREW, TAPPING, 5X12.....	8	8	8	8		
29	95701-06016-08	BOLT, FLANGE, 6X16.....	2	2	2	2		
30	61311-HR3-AJ0	RUBBER, CENTER COVER.....	1	1	1	1		
31	61320-HR6-B00ZA	LID ASSY., POCKET *NH1*.....BLACK	1	1	1	1		
32	61322-HR6-B00	SEAL, POCKET.....	1	1	1	1		
33	61330-HR6-B00ZA	COVER, AIR VENT TUBE *NH1*.....BLACK	1	1	1	1		
34	93903-24120	SCREW, TAPPING, 4X8.....	2	2	2	2		



# F-14

# FRONT CUSHION



FR.

HR46F1400

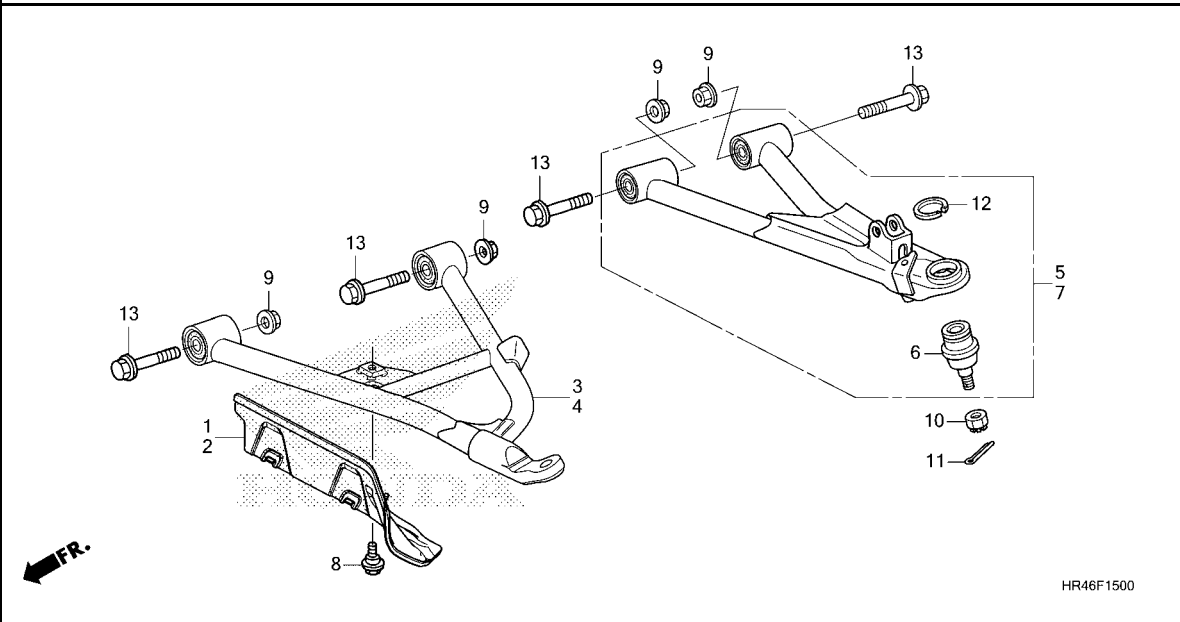
Ref. No.	L.O.N.	(Relative ref. Number) Description	F.R.T.
1	5111G7	CUSHION ASSY., FRONT :LEFT ...	0.3
	5111G8	CUSHION ASSY., FRONT :RIGHT ..	0.3
	5111H7	CUSHION ASSY., FRONT :BOTH ...	0.5

Ref. No.	Part No.	Description	Reqd. QTY				Serial No.	Parts catalogue code
			FE1	FE2	FM1	FM2		
			TRX520					
			N	N	N	N		
1	51400-HR4-A21	CUSHION ASSY., FR.(SHOWA) . . . .	2	-	2	-		
	51400-HR4-A51	.....	-	2	-	2		
2	52489-HF7-003	BUSH, DAMPER.....	2	2	2	2		
3	90163-SZ3-000	BOLT, FLANGE, 10X45.....	2	2	2	2		
4	90305-HC0-770	NUT, SELF-LOCK, 10MM.....	4	4	4	4		
5	96400-10040-00	BOLT, FLANGE, 10X40.....	2	2	2	2		

3

# F-15

# FRONT ARM



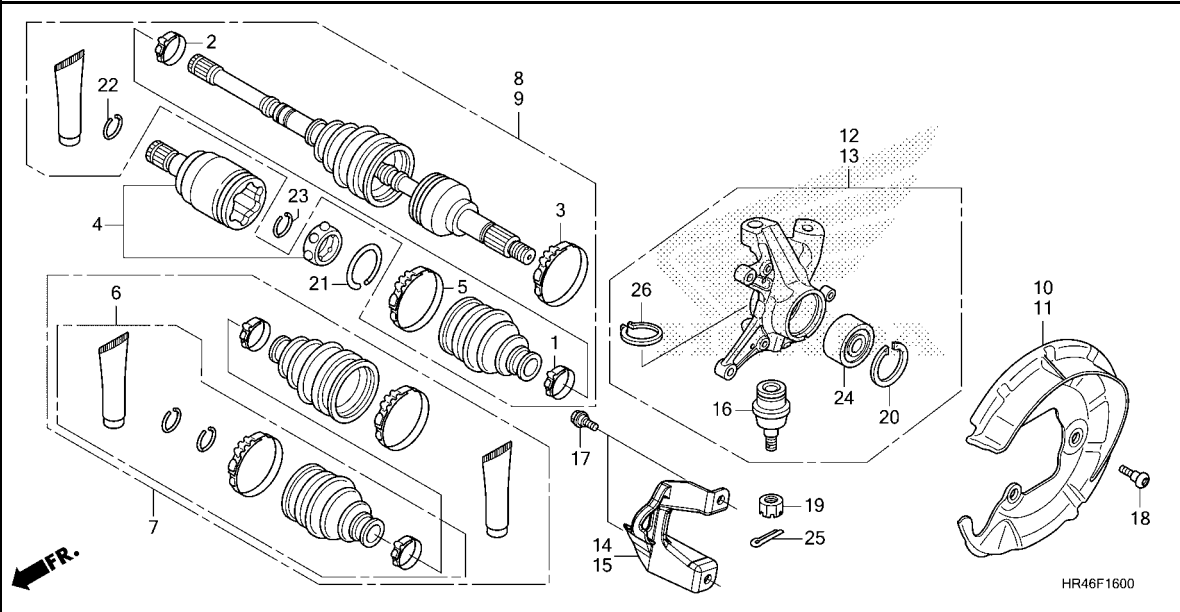
Ref. No.	L.O.N.	(Relative ref. Number) Description	F.R.T.
1	5111A8	GUARD, FRONT LOWER ARM :RIGHT	0.1
2	5111A7	GUARD, FRONT LOWER ARM :LEFT	0.1
	5111J5	GUARD, FRONT LOWER ARM :BOTH	0.1
3	5111B4	ARM, FRONT LOWER :RIGHT	1.2
	5111B4A	.Replace right upper arm add	0.2
4	5111B3	ARM, FRONT LOWER :LEFT	1.2
	5111B3A	.Replace left upper arm add	0.2
	5111B5	ARM, FRONT LOWER :BOTH	2.3
5	5111B1	ARM, FRONT UPPER :RIGHT	1.2
	5111B1A	.Replace right lower arm add	0.2
6	5111B6	JOINT, UPPER ARM BALL :LEFT	1.4
	5111B7	JOINT, UPPER ARM BALL :RIGHT	1.4
	5111B8	JOINT, UPPER ARM BALL :BOTH	2.7
7	5111B0	ARM, FRONT UPPER :LEFT	1.2
	5111B0A	.Replace left lower arm add	0.2
	5111B2	ARM, FRONT UPPER :BOTH	2.3
	5111G9	ARM, FRONT :FOR 1 VEHICLE	2.7

Ref. No.	Part No.	Description	Reqd. QTY				Serial No.	Parts catalogue code
			FE1	FE2	FM1	FM2		
			N	N	N	N		
1	51315-HR6-B00	GUARD, R. FR. INBOARD	1	1	1	1		
2	51316-HR6-B00	GUARD, L. FR. INBOARD	1	1	1	1		
3	51350-HR4-CT0	ARM ASSY., R. FR. LOWER	1	1	1	1		
4	51360-HR4-CT0	ARM ASSY., L. FR. LOWER	1	1	1	1		
5	51370-HR6-MF0ZC	ARM ASSY., R. FR. UPPER						
	*TYPE1*		1	1	1	1		
6	51375-HP5-601	JOINT A, ARM BALL	2	2	2	2		
7	51380-HR6-MF0ZC	ARM ASSY., L. FR. UPPER						
	*TYPE1*		1	1	1	1		
8	90111-KT1-780	BOLT, FLANGE, 6MM	2	2	2	2		
9	90305-HC0-770	NUT, SELF-LOCK, 10MM	8	8	8	8		
10	90310-HB9-000	NUT, CASTLE, 12MM	2	2	2	2		
11	94201-30180	PIN, SPLIT, 3.0X18	2	2	2	2		
12	94514-34000	CIRCLIP, EXTERNAL, 34MM	2	2	2	2		
13	95801-10065-00	BOLT, FLANGE, 10X65	8	8	8	8		



# F-16

# FRONT KNUCKLE/FRONT DRIVESHAFT



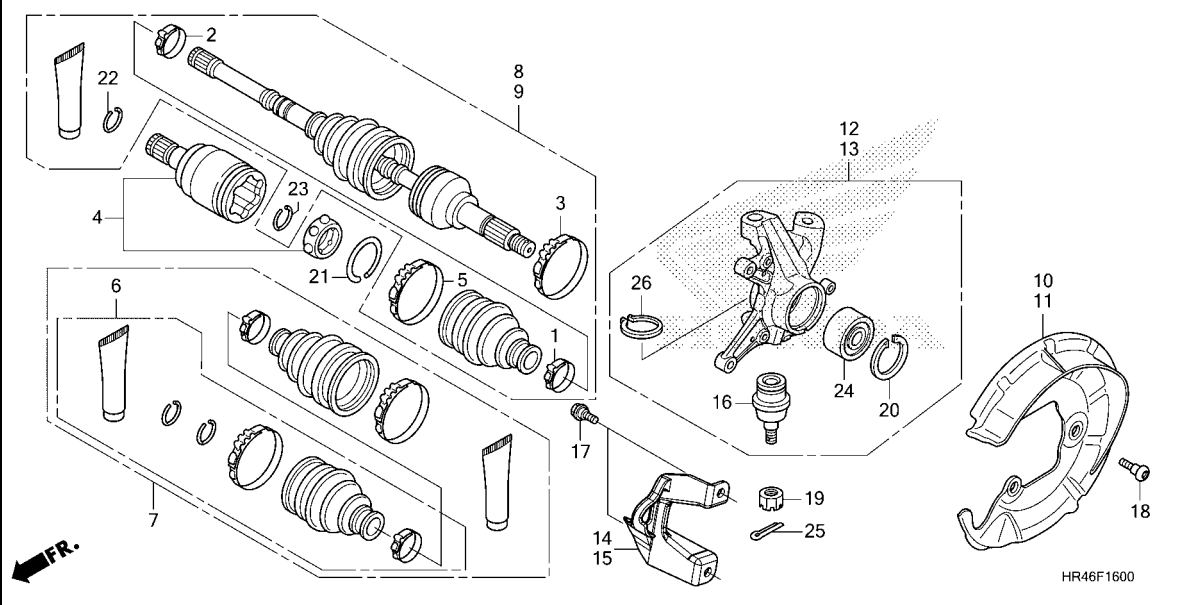
Ref. No.	L.O.N.	(Relative ref. Number) Description	F.R.T.
4	2131E1	JOINT, FRONT INBOARD :LEFT ...	1.0
	2131E2	JOINT, FRONT INBOARD :RIGHT ..	1.0
	2131E3	JOINT, FRONT INBOARD :BOTH ...	1.9
6	2131D5	BOOT, FRONT INBOARD :LEFT ...	1.0
	2131D6	BOOT, FRONT INBOARD :RIGHT ...	1.0
	2131D7	BOOT, FRONT INBOARD :BOTH ...	1.9
7	2131K3	BOOT SET, FRONT DRIVESHAFT :LEFT .....	1.1
	2131K4	BOOT SET, FRONT DRIVESHAFT :RIGHT .....	1.1
	2131K5	BOOT SET, FRONT DRIVESHAFT :BOTH .....	2.1
8	2131D9	DRIVESHAFT SET, FRONT :RIGHT ..	1.0
9	2131D8	DRIVESHAFT SET, FRONT :LEFT ..	1.0
	2131E0	DRIVESHAFT SET, FRONT :BOTH ..	1.9
10	4131A5	COVER, FRONT DISC :RIGHT .....	0.4
11	4131A4	COVER, FRONT DISC :LEFT .....	0.4
	4131A6	COVER, FRONT DISC :BOTH .....	0.7
12	5111A2	KNUCKLE :RIGHT .....	0.9
13	5111A1	KNUCKLE :LEFT .....	0.9
	5111A3	KNUCKLE :BOTH .....	1.7
14	5111K6	GUARD, FRONT OUTBOARD :RIGHT ..	0.1
15	5111K5	GUARD, FRONT OUTBOARD :LEFT ..	0.1
16	5111H0	JOINT, LOWER ARM BALL :LEFT ..	1.0
+	5111H1	JOINT, LOWER ARM BALL :RIGHT ..	1.0

Ref. No.	Part No.	Description	Reqd. QTY				Serial No.	Parts catalogue code
			FE1	FE2	FM1	FM2		
			N	N	N	N		
1	44215-HR3-W51	BAND A, OUTBOARD.....	2	2	2	2		
2	44215-HR6-B01	BAND A, OUTBOARD.....	2	2	2	2		
3	44216-HR6-B01	BAND B, OUTBOARD.....	2	2	2	2		
4	44220-HR3-HC1	JOINT COMP., INBOARD.....	2	2	2	2		
5	44226-HR3-W51	BAND B, INBOARD.....	2	2	2	2		
6	44230-HR3-W51	BOOT SET, INBOARD.....	2	2	2	2		
7	44240-HR6-B01	BOOT SET.....	2	2	2	2		
8	44250-HR6-MF1	DRIVESHAFT SET, R. FR. ....	1	1	1	1		
9	44350-HR6-MF1	DRIVESHAFT SET, L. FR. ....	1	1	1	1		
10	45255-HR3-A20	GUARD, R. SPLASH.....	1	1	1	1		
11	45256-HR3-A20	GUARD, L. SPLASH.....	1	1	1	1		
12	51200-HR3-A20	KNUCKLE ASSY., R. FR. ....	1	1	1	1		
13	51250-HR3-A20	KNUCKLE ASSY., L. FR. ....	1	1	1	1		
14	51325-HR6-B00	GUARD, R. FR. OUTBOARD.....	1	1	1	1		
15	51326-HR6-B00	GUARD, L. FR. OUTBOARD.....	1	1	1	1		
16	51375-HP5-601	JOINT A, ARM BALL.....	2	2	2	2		
17	90111-187-000	BOLT, FLANGE, 6MM.....	4	4	4	4		
18	90114-HP0-A00	BOLT, SOCKET, 6X15.....	6	6	6	6		
19	90310-HB9-000	NUT, CASTLE, 12MM.....	2	2	2	2		
20	90651-HR3-A20	CIRCLIP, SPECIAL INTERNAL (56MM)	2	2	2	2		
21	90651-HR3-W51	RING A, INBOARD SNAP.....	2	2	2	2		
22	90652-HR3-W51	RING B, INBOARD SNAP.....	2	2	2	2		
23	90653-HR3-W51	RING, OUTBOARD SNAP.....	2	2	2	2		

3

# F-16

# FRONT KNUCKLE/FRONT DRIVESHAFT



Ref. No.	L.O.N.	(Relative ref. Number) Description	F.R.T.
+16	5111H2	JOINT, LOWER ARM BALL :BOTH ..	1.9
24	5111F7	BEARING, FRONT KNUCKLE :LEFT ..	1.1
	5111F8	BEARING, FRONT KNUCKLE :RIGHT ..	1.1
	5111H8	BEARING, FRONT KNUCKLE :BOTH ..	2.1

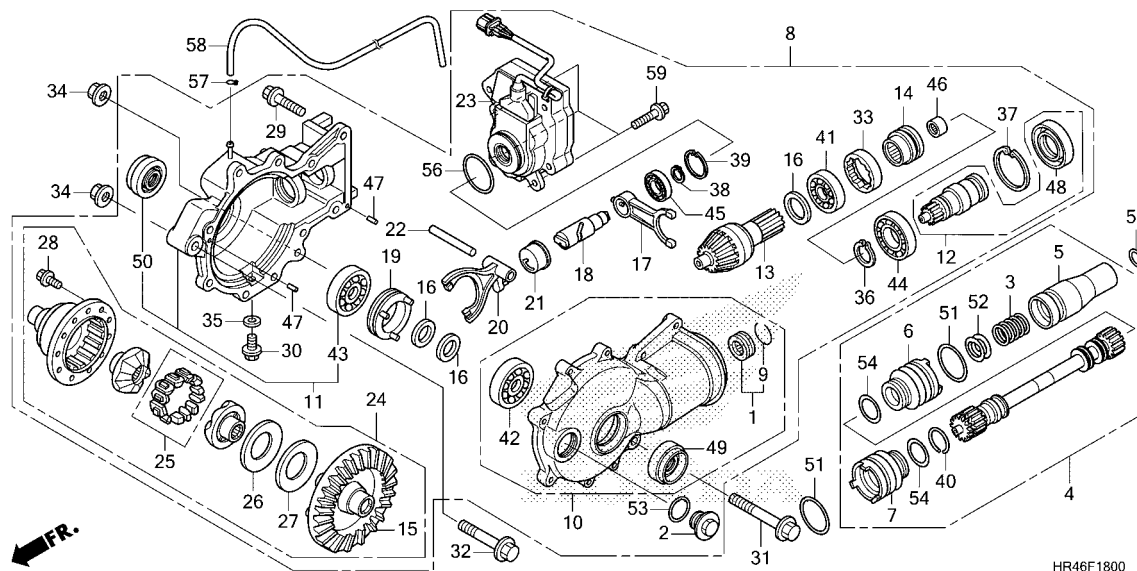
Ref. No.	Part No.	Description	Reqd. QTY				Serial No.	Parts catalogue code
			FE1	FE2	FM1	FM2		
			TRX520					
			N	N	N	N		
24	91051-HR3-A21	BEARING, ANGULAR BALL (27X55X32)	2	2	2	2		
25	94201-30180	PIN, SPLIT, 3.0X18 .....	2	2	2	2		
26	94514-34000	CIRCLIP, EXTERNAL, 34MM .....	2	2	2	2		





# F-18

# FRONT FINAL GEAR



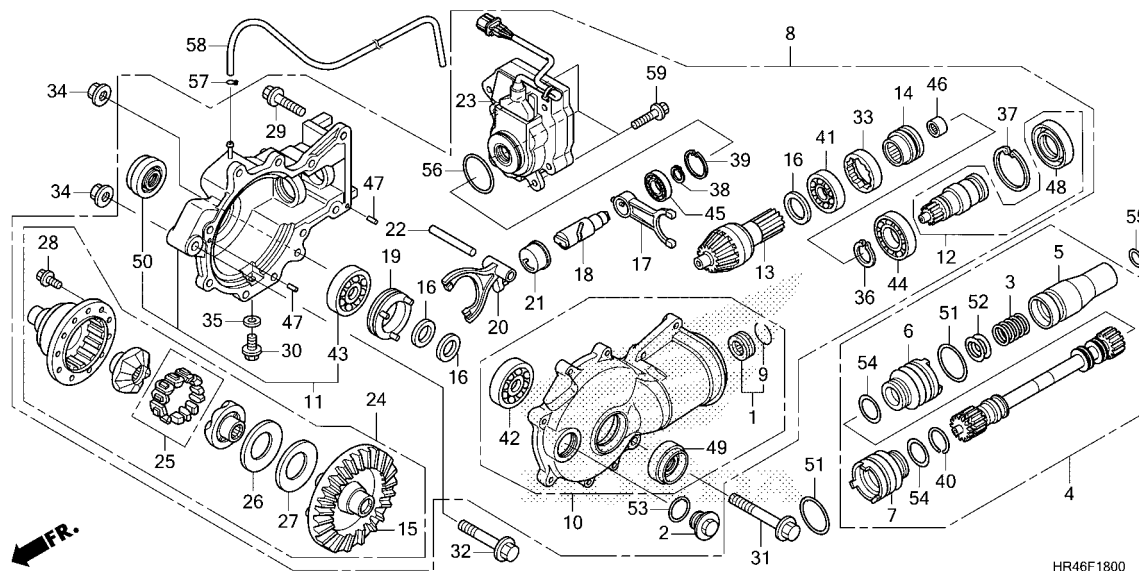
Ref. No.	L.O.N.	(Relative ref. Number) Description	F.R.T.
1	2131G5	BEARING, FRONT PINION GEAR :FRONT .....	3.3
4	213155	SHAFT, PROPELLER :FRONT .....	0.8
5	2131A7	JOINT, PROPELLER SHAFT .....	0.9
6	2131A8	BOOT, FRONT PROPELLER SHAFT ..	0.8
8	2131B2	GEAR ASSY., FINAL DRIVEN :FRONT .....	2.0
10	2131B5	CASE SET, FINAL GEAR :FRONT ..	3.8
11	2131B8	COVER SET, FINAL GEAR :FRONT ..	2.9
12	2131N0	JOINT, FINAL CLUTCH .....	2.2
13	2131C8	GEAR, PINION :FRONT .....	2.9
14	2131N1	SLEEVE, FINAL CLUTCH .....	2.7
15	2131D0	GEAR, RING :FRONT .....	3.1
16	2131C3	SHIM, PINION GEAR :FRONT .....	2.7
16	2131C6	SHIM, DIFFERENTIAL CASE .....	2.7
17	2121F3	FORK, FINAL CLUTCH .....	2.7
19	2131S7	SLEEVE, DIFFERENTIAL LOCK .....	2.7

Ref. No.	Part No.	Description	Reqd. QTY				Serial No.	Parts catalogue code
			FE1	FE2	FM1	FM2		
			N	N	N	N		
1	06910-HR4-A21	BEARING SET, NEEDLE.....	1	1	1	1		
2	12361-035-000	CAP, TAPPET ADJUSTING HOLE...	1	1	1	1		
3	40215-HM7-000	SPRING, SHAFT .....	1	1	1	1		
4	40400-HR4-A20	SHAFT ASSY., FR. PROPELLER...	1	1	1	1		
5	40402-HR3-A20	JOINT, FR. PROPELLER SHAFT...	1	1	1	1		
6	40420-HM7-A00	BOOT B, PROPELLER .....	1	1	1	1		
7	40420-HP5-600	BOOT, PROPELLER SHAFT COVER..	1	1	1	1		
8	41400-HR4-CT1	GEAR ASSY., FR. FINAL .....	1	1	1	1		
9	41405-HA7-670	RING, STOPPER .....	1	1	1	1		
10	41411-HR5-CC1	CASE SUB ASSY., FR. FINAL GEAR	1	1	1	1		
11	41412-HR4-A21	COVER SUB ASSY., FR. FINAL GEAR	1	1	1	1		
12	41500-HR4-CT1	JOINT SUB ASSY., FR. FINAL CLUTCH	1	1	1	1		
13	41521-HR4-A21	GEAR, FR. PINION(13T).....	1	1	1	1		
14	41527-HR4-A21	SLEEVE, FR. FINAL CLUTCH.....	1	1	1	1		
15	41531-HR4-A21	GEAR, FR. RING(42T).....	1	1	1	1		
16	41540-HR4-A21	SHIM A, DIFFERENTIAL CASE (0.60)	3	3	3	3		
	41541-HR4-A21	SHIM B, DIFFERENTIAL CASE (0.65)	3	3	3	3		
	41542-HR4-A21	SHIM C, DIFFERENTIAL CASE (0.70)	3	3	3	3		
	41543-HR4-A21	SHIM D, DIFFERENTIAL CASE (0.75)	3	3	3	3		

3

# F-18

# FRONT FINAL GEAR

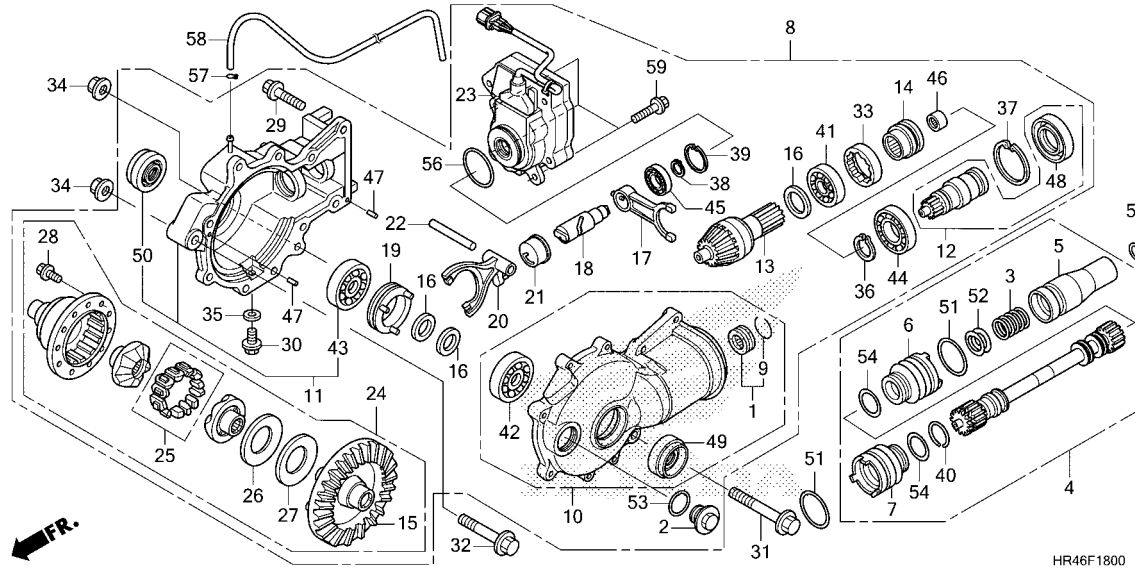


Ref. No.	L.O.N.	(Relative ref. Number) Description	F.R.T.
20	2121P9	FORK, DIFFERENTIAL LOCK .....	2.7
23		(56)	
	2131S6	ACTUATOR, DIFFERENTIAL LOCK ..	0.5
24	2131E4	DIFFERENTIAL .....	3.1
25	2131E5	FOLLOWER SET, CAM .....	3.1
26		(27)	
	2131C7	SHIM, FRONT DIFFERENTIAL .....	3.1
41	2131G6	BEARING, FRONT PINION GEAR	
		:REAR .....	2.7
42	2131F0	BEARING, FRONT RING GEAR :LEFT	3.0
43	2131F1	BEARING, FRONT RING GEAR	
		:RIGHT .....	3.0
	2131F3	BEARING, FRONT RING GEAR :BOTH	3.2
49	2131G0	OIL SEAL, FRONT FINAL GEAR	
		:LEFT .....	1.0
50	2131G1	OIL SEAL, FRONT FINAL GEAR	
		:RIGHT .....	1.0
	2131G2	OIL SEAL, FRONT FINAL GEAR	
		:BOTH .....	1.9

Ref. No.	Part No.	Description	Reqd. QTY				Serial No.	Parts catalogue code
			FE1	FE2	FM1	FM2		
16)	41544-HR4-A21	SHIM E, DIFFERENTIAL CASE						
		(0.80)	3	3	3	3		
	41545-HR4-A21	SHIM F, DIFFERENTIAL CASE						
		(0.85)	3	3	3	3		
	41546-HR4-A21	SHIM G, DIFFERENTIAL CASE						
		(0.90)	3	3	3	3		
	41547-HR4-A21	SHIM H, DIFFERENTIAL CASE						
		(0.95)	3	3	3	3		
	41548-HR4-A21	SHIM I, DIFFERENTIAL CASE						
		(1.00)	3	3	3	3		
	41549-HR4-A21	SHIM J, DIFFERENTIAL CASE						
		(1.05)	3	3	3	3		
	41550-HR4-A21	SHIM K, DIFFERENTIAL CASE						
		(1.10)	3	3	3	3		
	41551-HR4-A21	SHIM L, DIFFERENTIAL CASE						
		(1.15)	3	3	3	3		
	41552-HR4-A21	SHIM M, DIFFERENTIAL CASE						
		(1.20)	3	3	3	3		
	41553-HR4-A21	SHIM N, DIFFERENTIAL CASE						
		(1.25)	3	3	3	3		
	41554-HR4-A21	SHIM O, DIFFERENTIAL CASE						
		(1.30)	3	3	3	3		
	41555-HR4-A21	SHIM P, DIFFERENTIAL CASE						
		(1.35)	3	3	3	3		
	41556-HR4-A21	SHIM Q, DIFFERENTIAL CASE						
		(1.40)	3	3	3	3		
	41557-HR4-A21	SHIM R, DIFFERENTIAL CASE						
		(1.45)	3	3	3	3		
17	41560-HR4-A21	FORK COMP., FR. FINAL CLUTCH	1	1	1	1		

# F-18

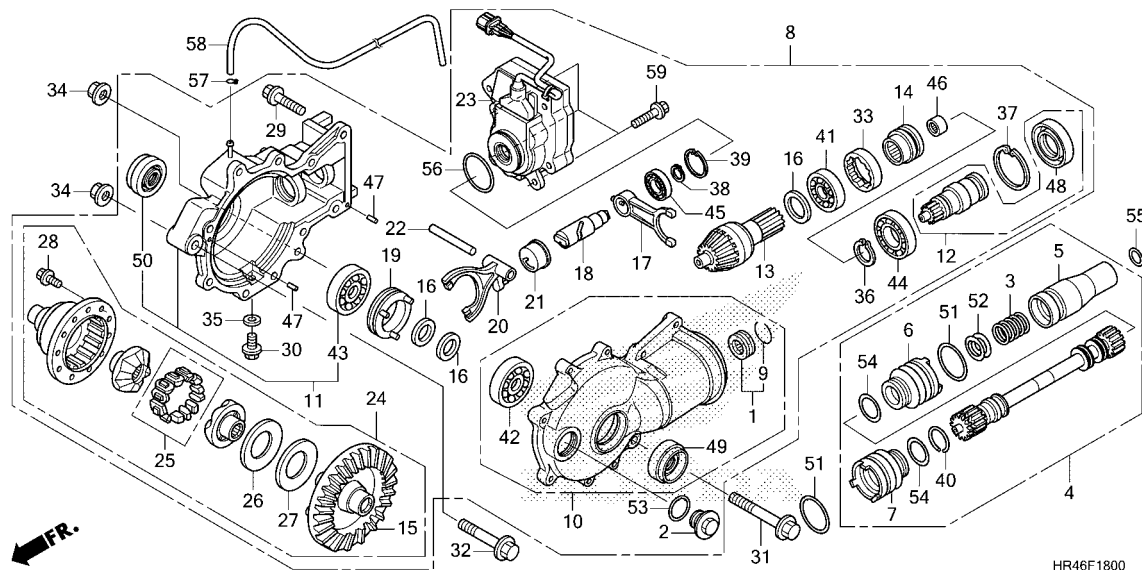
# FRONT FINAL GEAR



Ref. No.	Part No.	Description	Reqd. QTY				Serial No.	Parts catalogue code
			FE1	FE2	FM1	FM2		
			N	N	N	N		
18	41565-HR4-A21	SHAFT, SCREW.....	1	1	1	1		
19	41627-HR4-A21	SLEEVE, DIFFERENTIAL LOCK....	1	1	1	1		
20	41661-HR4-A21	FORK, DIFFERENTIAL LOCK.....	1	1	1	1		
21	41665-HR4-A21	CAM, DIFFERENTIAL LOCK.....	1	1	1	1		
22	41666-HR4-A21	SHAFT, DIFFERENTIAL LOCK FORK	1	1	1	1		
23	41700-HR4-A21	ACTUATOR ASSY.....	1	1	1	1		
24	42400-HR6-MF1	DIFFERENTIAL ASSY.(42T).....	1	1	1	1		
25	42440-HN5-671	FOLLOWER SET, CAM.....	1	1	1	1		
26	42451-HN7-003	SHIM A(1.3).....	1	1	1	1		
	42452-HN7-003	SHIM B(1.4).....	1	1	1	1		
	42453-HN7-003	SHIM C(1.5).....	1	1	1	1		
	42454-HN7-003	SHIM D(1.6).....	1	1	1	1		
	42455-HN7-003	SHIM E(1.7).....	1	1	1	1		
	42456-HN7-003	SHIM F(1.8).....	1	1	1	1		
	42457-HN7-003	SHIM G(1.9).....	1	1	1	1		
27	42461-HN5-671	SPRING, DIFFERENTIAL SIDE CONED	1	1	1	1		
28	90101-HN8-000	BOLT, 8X17.....	11	11	11	11		
29	90102-HR4-A21	BOLT, FLANGE, 8X25.....	10	10	10	10		
30	90109-371-000	BOLT, SEALING, 8MM.....	1	1	1	1		
31	90102-HR6-B00	BOLT, FLANGE, 10X96.....	1	1	1	1		
32	90182-MB2-003	BOLT, FLANGE, 10X66.....	1	1	1	1		
33	90244-HA0-000	NUT, LOCK, 60MM.....	1	1	1	1		
34	90305-HC0-770	NUT, SELF-LOCK, 10MM.....	2	2	2	2		
35	90471-580-000	PACKING, 8MM.....	1	1	1	1		

# F-18

# FRONT FINAL GEAR

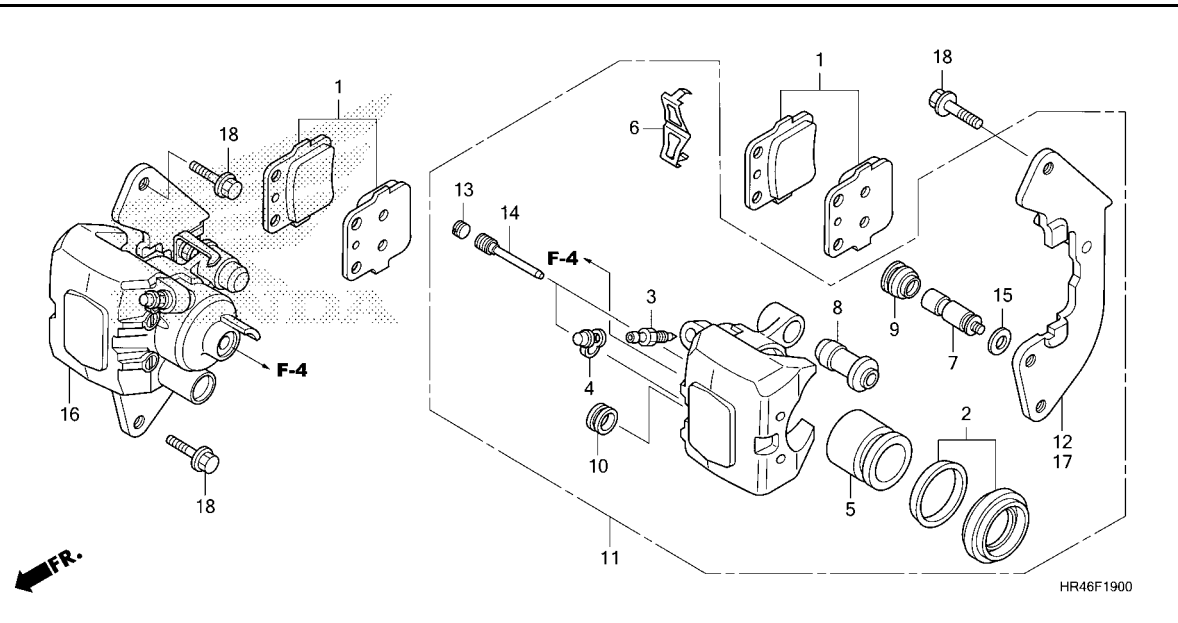


Ref. No.	Part No.	Description	Reqd. QTY				Serial No.	Parts catalogue code
			FE1	FE2	FM1	FM2		
			TRX520					
			N	N	N	N		
36	90651-HR4-A21	CIRCLIP, EXTERNAL, 45MM.....	1	1	1	1		
37	90652-HR4-A21	CIRCLIP, INTERNAL, 68MM.....	1	1	1	1		
38	90653-HR4-A21	CIRCLIP, EXTERNAL, 17MM.....	1	1	1	1		
39	90654-HR4-A21	CIRCLIP, INTERNAL, 35MM.....	1	1	1	1		
40	91012-KF0-000	CLIP, NEEDLE THRUST BEARING, 12MM	1	1	1	1		
41	91051-HR4-A21	BEARING, RADIAL BALL, 32X58X13	1	1	1	1		
42	91052-HR4-A21	BEARING, RADIAL BALL, 32X28X13	1	1	1	1		
43	91052-HR4-A21	BEARING, RADIAL BALL, 32X28X13	1	1	1	1		
44	91053-HR4-A21	BEARING, RADIAL BALL, 45X68X12	1	1	1	1		
45	91054-HR4-A21	BEARING, RADIAL BALL, 17X35X10	1	1	1	1		
46	91055-HR4-A21	BEARING, NEEDLE, 12X18X12....	1	1	1	1		
47	91151-HR4-A21	DOWEL PIN, 5MM.....	2	2	2	2		
48	91251-HR6-MF1	SEAL, DUST, 51.5X68.2X10.5...	1	1	1	1		
49	91252-HC5-003	OIL SEAL, 22X48X7(ARAI).....	1	1	1	1		
50	91252-HC5-003	OIL SEAL, 22X48X7(ARAI).....	1	1	1	1		
51	91302-HM7-A00	BAND, BOOT(D27).....	2	2	2	2		
52	91302-HN5-671	SEAL, PROPELLER.....	1	1	1	1		
53	91302-001-020	O-RING, 30.8MM.....	1	1	1	1		
54	91303-HM7-A00	BAND, BOOT(D20).....	2	2	2	2		
55	91311-MB0-003	O-RING, 18.5X2.4(ARAI).....	1	1	1	1		
56	91351-HR4-A21	O-RING, 38MM.....	1	1	1	1		
57	95002-35000	CLIP, TUBE(C6.5).....	1	1	1	1		
58	95005-35660-30	TUBE, 3.5X660(95005-35001-30M)	1	1	1	1		
59	95701-06020-08	BOLT, FLANGE, 6X20.....	3	3	3	3		



# F-19

# FRONT BRAKE CALIPER



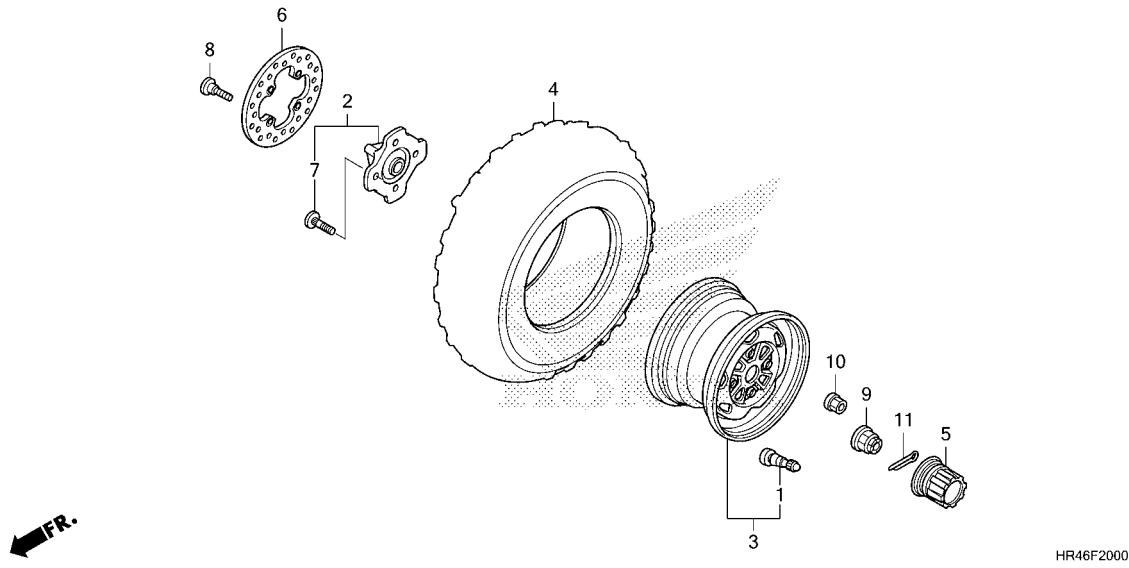
Ref. No.	L.O.N.	(Relative ref. Number) Description	F.R.T.
1	7111A0	SHOE(PAD) SET, BRAKE :LEFT FRONT	0.3
	7111A1	SHOE(PAD) SET, BRAKE :RIGHT FRONT	0.3
	7111A2	SHOE(PAD) SET, BRAKE :BOTH FRONT	0.5
5	7111D2	PISTON, FRONT BRAKE CALIPER :LEFT	0.7
	7111D3	PISTON, FRONT BRAKE CALIPER :RIGHT	0.7
	7111D4	PISTON, FRONT BRAKE CALIPER :BOTH	1.2
11	7111B5	CALIPER, FRONT BRAKE :LEFT	0.6
12	7111B9	BRACKET, FRONT CALIPER :LEFT	0.4
16	7111B6	CALIPER, FRONT BRAKE :RIGHT	0.6
	7111B7	CALIPER, FRONT BRAKE :BOTH	1.0
17	7111C0	BRACKET, FRONT CALIPER :RIGHT	0.4
	7111F0	BRACKET, FRONT CALIPER :BOTH	0.7

Ref. No.	Part No.	Description	Reqd. QTY				Serial No.	Parts catalogue code
			FE1	FE2	FM1	FM2		
			TRX520					
			N	N	N	N		
1	06435-HP7-A01	PAD SET, FR. BRAKE	2	2	2	2		
2	06451-HP5-601	SEAL SET, PISTON	2	2	2	2		
3	43352-568-003	SCREW, BLEEDER(NISSIN)	2	2	2	2		
4	43353-461-771	CAP, BLEEDER	2	2	2	2		
5	45107-HP5-601	PISTON, 32MM	2	2	2	2		
6	45108-166-006	SPRING, PAD	2	2	2	2		
7	45115-GE3-602	PIN, SLIDE	2	2	2	2		
8	45132-166-016	BOOT, PIN BUSH(NISSIN)	2	2	2	2		
9	45133-166-016	BOOT, PIN	2	2	2	2		
10	45134-GE3-601	PLUG, DUST	2	2	2	2		
11	45150-HP5-601	CALIPER SUB ASSY., L. FR. (NISSIN)	1	1	1	1		
12	45190-HP5-601	BRACKET SUB ASSY., L. FR. CALIPER	1	1	1	1		
13	45203-MG3-016	PLUG, PIN	4	4	4	4		
14	45215-GE2-016	PIN, HANGER	4	4	4	4		
15	45218-166-006	WASHER, CONICAL SPRING	2	2	2	2		
16	45250-HP5-601	CALIPER SUB ASSY., R. FR. (NISSIN)	1	1	1	1		
17	45290-HP5-601	BRACKET SUB ASSY., R. FR. CALIPER	1	1	1	1		
18	90115-HA7-670	BOLT, FLANGE, 8X20	4	4	4	4		



# F-20

# FRONT WHEEL



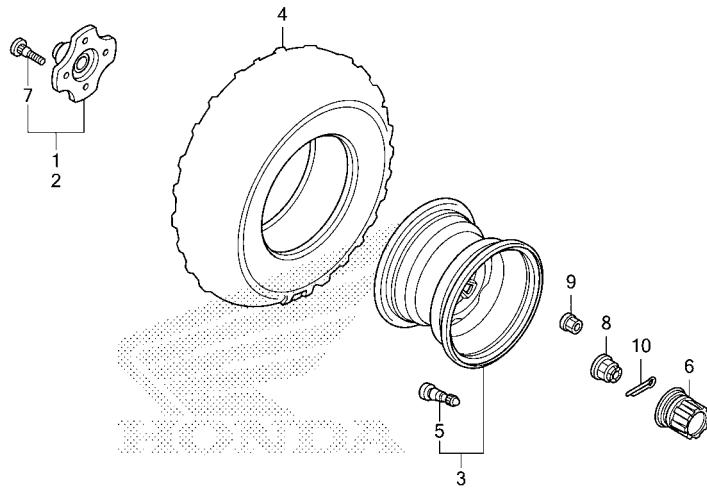
Ref. No.	L.O.N.	(Relative ref. Number) Description	F.R.T.
2	7101F0	HUB, FRONT WHEEL :LEFT .....	0.5
	7101F1	HUB, FRONT WHEEL :RIGHT .....	0.5
	7101J3	HUB, FRONT WHEEL :BOTH .....	0.9
3	7101B9	FRONT WHEEL :ONE .....	0.8
	7101C0	FRONT WHEEL :TWO .....	1.5
4	710139	FRONT TIRE(ONE) .....	0.8
	7101A8	FRONT TIRE(TWO) .....	1.5
6	7111D7	DISC, FRONT BRAKE :LEFT .....	0.5
	7111D8	DISC, FRONT BRAKE :RIGHT .....	0.5
	7111D9	DISC, FRONT BRAKE :BOTH .....	0.9

Ref. No.	Part No.	Description	Reqd. QTY				Serial No.	Parts catalogue code
			FE1	FE2	FM1	FM2		
			N	N	N	N		
1	42753-HF1-670	VALVE, RIM(TR412) .....	2	2	2	2		
2	44615-HR3-A20	HUB SUB ASSY., FR. ....	2	2	2	2		
3	44650-HR3-A20ZA	WHEEL SUB ASSY., FR. *TYPE2* .....	2	2	2	2		
4	44711-HR4-AJ1	TIRE(MAXXIS)(25X8-12) .....	2	2	2	2		
5	44732-HC4-010	CAP, WHEEL CENTER .....	2	2	2	2		
6	45251-HR6-A62	DISK, FR. BRAKE(LONGZHONG) ...	2	2	2	2		
7	90103-HN8-300	BOLT, WHEEL, 10X36 .....	8	8	8	8		
8	90105-KR3-000	BOLT, FR. DISK, 8X24 .....	8	8	8	8		
9	90304-HM7-A10	NUT, AXLE, 20MM .....	2	2	2	2		
10	90314-HM5-A10	NUT, WHEEL .....	8	8	8	8		
11	94201-40400	PIN, SPLIT, 4.0X40 .....	2	2	2	2		



# F-21

# REAR WHEEL



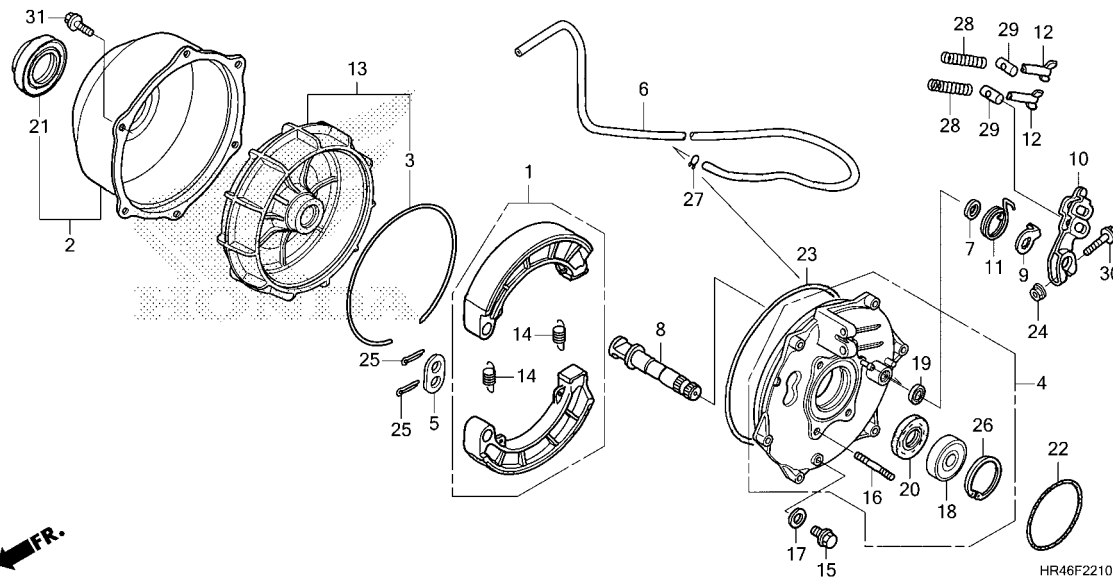
Ref. No.	L.O.N.	(Relative ref. Number) Description	F.R.T.
1	7101B5	HUB, REAR WHEEL :RIGHT .....	0.3
2	7101B4	HUB, REAR WHEEL :LEFT .....	0.3
	7101G0	HUB, REAR WHEEL :BOTH .....	0.5
3	7101C1	REAR WHEEL :ONE .....	0.8
	7101C2	REAR WHEEL :TWO .....	1.5
4	710142	REAR TIRE(ONE) .....	0.8
	7101A9	REAR TIRE(TWO) .....	1.5

Ref. No.	Part No.	Description	Reqd. QTY				Serial No.	Parts catalogue code
			FE1 N	FE2 N	FM1 N	FM2 N		
1	42610-HR3-A20	HUB COMP., R. RR. ....	1	1	1	1		
2	42620-HR3-A20	HUB COMP., L. RR. ....	1	1	1	1		
3	42650-HR0-F40ZA	WHEEL SUB ASSY., RR. *TYPE2* .....	2	2	2	2		
4	42711-HR4-AJ1	TIRE(MAXXIS)(25X10-12) .....	2	2	2	2		
5	42753-HF1-670	VALVE, RIM(TR412) .....	2	2	2	2		
6	44732-HC4-010	CAP, WHEEL CENTER .....	2	2	2	2		
7	90103-HN0-A60	BOLT, WHEEL, 10X32 .....	8	8	8	8		
8	90304-HM7-A10	NUT, AXLE, 20MM .....	2	2	2	2		
9	90314-HM5-A10	NUT, WHEEL .....	8	8	8	8		
10	94201-40400	PIN, SPLIT, 4.0X40 .....	2	2	2	2		

3

# F-22-10

# REAR BRAKE PANEL



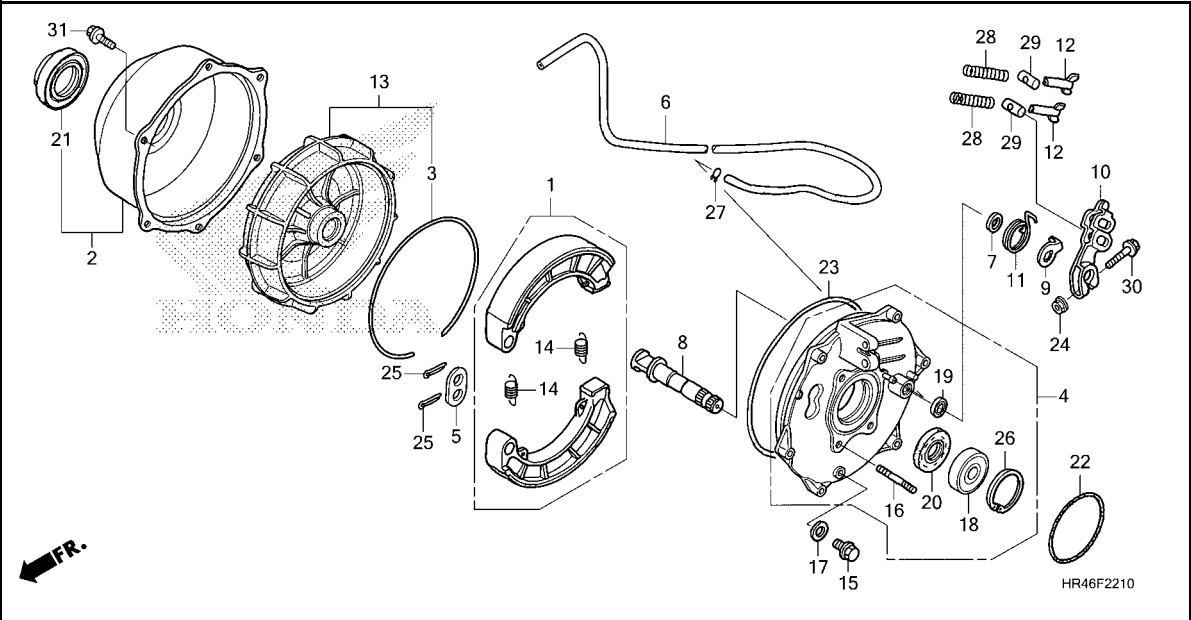
Ref. No.	L.O.N.	(Relative ref. Number) Description	F.R.T.
1	711140	SHOE(PAD) SET, BRAKE :REAR ...	0.6
2	711160	COVER, REAR BRAKE DRUM .....	0.4
4	7111F6	PANEL SET, REAR BRAKE .....	0.8
8	7111B4	CAM, BRAKE :REAR .....	0.7
10	7111C4	ARM, BRAKE :REAR .....	0.2
13	7111C8	DRUM, REAR BRAKE .....	0.5
18	7111E4	BEARING, REAR BRAKE PANEL ....	1.0
20	7111E7	OIL SEAL, REAR BRAKE PANEL ...	0.8

Ref. No.	Part No.	Description	Reqd. QTY				Serial No.	Parts catalogue code
			FE1	FE2	FM1	FM2		
			N	N	N	N		
1	06430-HN0-A20	SHOE SET, BRAKE(ASK).....	1	1	1	1		
	06430-HN0-A30	SHOE SET, BRAKE(JB).....	1	1	1	1		
2	40520-HP0-A00	COVER ASSY., DRUM.....	1	1	1	1		
3	42624-HN5-M00	RING, DAMPER.....	1	1	1	1		
4	43010-HR3-A20	PANEL SET, RR. BRAKE.....	1	1	1	1		
5	43102-319-000	WASHER, ANCHOR PIN.....	1	1	1	1		
6	43132-HR3-A20	TUBE, BREATHER(3.5X1005).....	1	1	1	1		
7	43134-300-000	DUST SEAL, BRAKE CAM.....	1	1	1	1		
8	43141-HA7-670	CAM, RR. BRAKE.....	1	1	1	1		
	43141-HA7-671	.....	1	1	1	1		
9	43145-HN5-M00	INDICATOR, BRAKE.....	1	1	1	1		
10	43410-HN2-000	ARM, RR. BRAKE.....	1	1	1	1		
11	43415-HM7-000	SPRING, RR. BRAKE ARM.....	1	1	1	1		
12	43459-HM5-A10	NUT, BRAKE ADJUSTING.....	2	2	2	2		
13	43620-HR3-A20	DRUM ASSY., RR. BRAKE.....	1	1	1	1		
14	45133-329-000	SPRING, FR. BRAKE SHOE.....						
		(RR.)						
15	90109-371-000	BOLT, SEALING, 8MM.....	2	2	2	2		
16	90151-HA7-670	BOLT, STUD, 10X25.....	1	1	1	1		
17	90471-580-000	PACKING, 8MM.....	4	4	4	4		
18	91002-KY0-981	BEARING, RADIAL BALL, 63/28U.....	1	1	1	1		
19	91206-968-003	DUST SEAL, 17X23X3(NOK).....	1	1	1	1		
20	91251-HF7-003	DUST SEAL, 44X58X8(ARAI).....	1	1	1	1		
21	91253-HM7-003	DUST SEAL, 41X76X19(ARAI).....	1	1	1	1		
22	91320-HM7-702	O-RING, 75X3.2(NOK).....	1	1	1	1		



# F-22-10

# REAR BRAKE PANEL

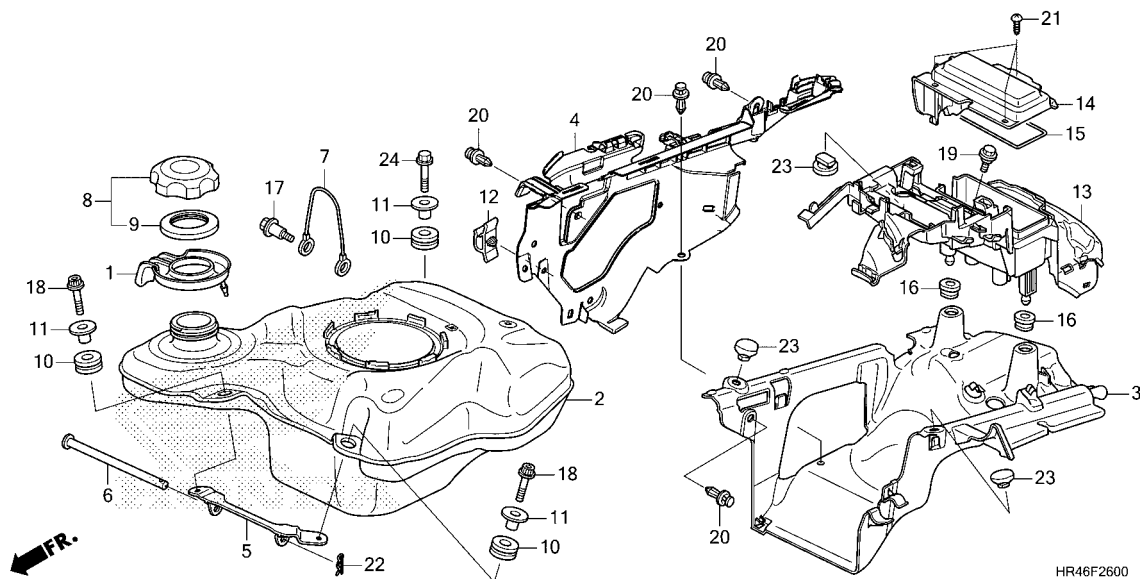


Ref. No.	Part No.	Description	Reqd. QTY				Serial No.	Parts catalogue code
			FE1	FE2	FM1	FM2		
			TRX520					
			N	N	N	N		
23	91355-HN2-003	O-RING, 199X3.1.....	1	1	1	1		
24	94050-08000	NUT, FLANGE, 8MM.....	1	1	1	1		
25	94201-25200	PIN, SPLIT, 2.5X20.....	2	2	2	2		
26	94520-68000	CIRCLIP, INTERNAL, 68MM.....	1	1	1	1		
27	95002-35000	CLIP, TUBE(C6.5).....	1	1	1	1		
28	95014-73100	SPRING A, BRAKE ROD.....	2	2	2	2		
29	95015-32001	JOINT B, BRAKE ARM.....	2	2	2	2		
30	95701-08045-00	BOLT, FLANGE, 8X45.....	1	1	1	1		
31	96001-06016-00	BOLT, FLANGE, 6X16.....	6	6	6	6		



# F-26

# FUEL TANK



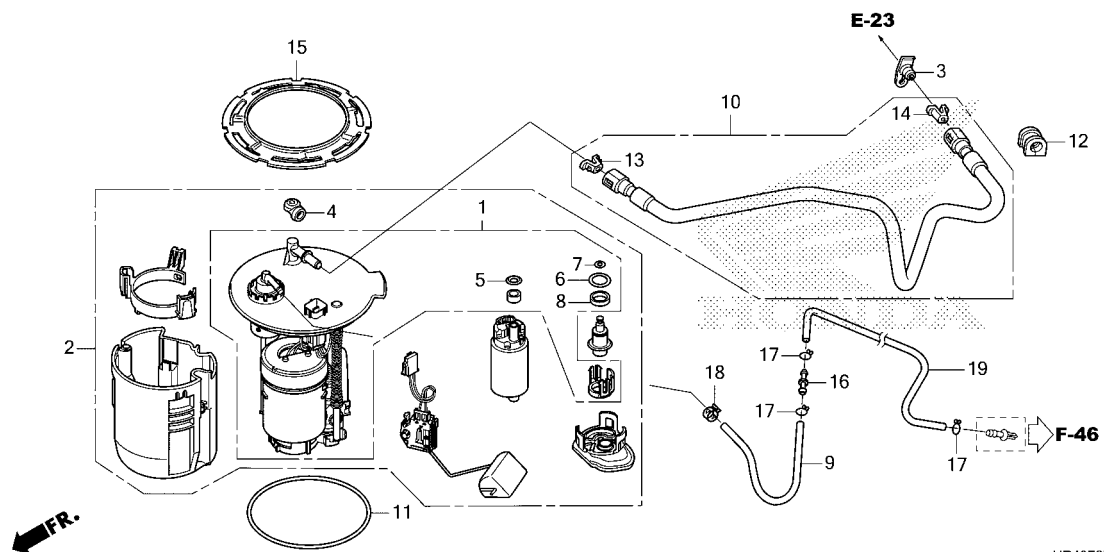
Ref. No.	L.O.N.	(Relative ref. Number) Description	F.R.T.
2	310100	TANK, FUEL .....	1.0
3	3101A8	PROTECTOR, TANK UNDER HEAT ...	0.9
4	3101G8	PROTECTOR, TANK UNDER HEAT :RIGHT .....	0.9
13	6181A3	STAY, ENGINE CONTROL MODULE ..	0.3

Ref. No.	Part No.	Description	Reqd. QTY				Serial No.	Parts catalogue code
			FE1	FE2	FM1	FM2		
			N	N	N	N		
1	17507-HR3-A20	TRAY, FUEL TANK.....	1	1	1	1		
2	17510-HR3-A21	TANK COMP., FUEL.....	1	1	1	1		
3	17515-HR3-A21	PROTECTOR, TANK UNDER HEAT(A)	1	1	1	1		
4	17516-HR3-A21	PROTECTOR, TANK UNDER HEAT(B)	1	1	1	1		
5	17517-HR3-A20	STAY COMP., FUEL TANK.....	1	1	1	1		
6	17518-HR3-A20	PIN, FUEL TANK JOINT.....	1	1	1	1		
7	17575-KPC-D50	CABLE, FUEL TANK STOPPER.....	1	1	1	1		
8	17620-HR3-A20	CAP ASSY., FUEL TANK.....	1	1	1	1		
9	17624-HF7-000	PACKING, FUEL CAP.....	1	1	1	1		
10	18334-KA3-830	RUBBER, SILENCER.....	3	3	3	3		
11	19052-HR6-MF0	COLLAR, RADIATOR MOUNTING ....	3	3	3	3		
12	32171-GJ1-003	CLIP, WIRE HARNESS.....	1	1	1	1		
13	35600-HR3-A21	STAY, ECU.....	1	1	1	1		
14	35610-HR3-A20	LID, RELAY BOX.....	1	1	1	1		
15	35611-HR3-A20	SEAL, RELAY BOX.....	1	1	1	1		
16	83551-MA6-000	GROMMET, SIDE COVER.....	2	2	2	2		
17	90051-PNA-000	BOLT, SPECIAL, 6X28.....	1	1	1	1		
18	90101-PPD-000	BOLT, TORX, 6X25.....	2	2	2	2		
19	90111-162-000	BOLT, FLANGE, 6MM.....	1	1	1	1		
20	90653-HC4-900	CLIP, MUDGUARD.....	4	4	4	4		
21	93903-25110	SCREW, TAPPING, 5X10.....	3	3	3	3		
22	94251-08000	PIN, LOCK, 8MM.....	1	1	1	1		
23	95011-63000	RUBBER C, STAND STOPPER.....	3	3	3	3		
24	95701-06030-00	BOLT, FLANGE, 6X30.....	1	1	1	1		



# F-27

# FUEL PUMP



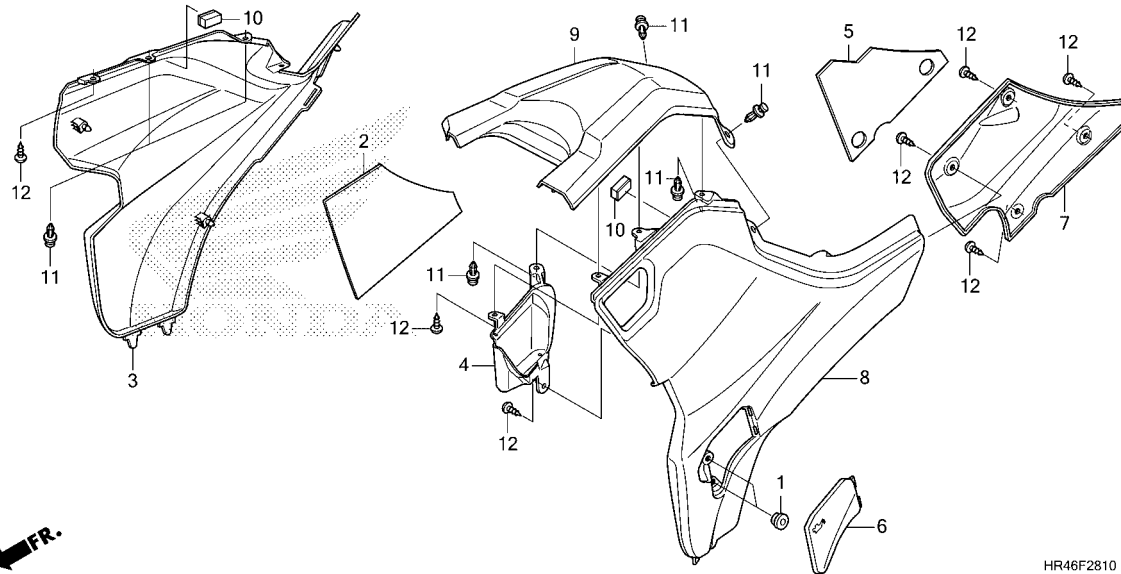
Ref. No.	L.O.N.	(Relative ref. Number) Description	F.R.T.
1	310160	STRAINER, FUEL .....	1.1
2	310120	(11) PUMP ASSY., FUEL .....	0.7
10	310162	HOSE, FUEL FEED .....	0.5

Ref. No.	Part No.	Description	Reqd. QTY				Serial No.	Parts catalogue code
			FE1	FE2	FM1	FM2		
			N	N	N	N		
1	16010-HR3-A21	STRAINER SET, FUEL .....	1	1	1	1		
2	16700-HR3-A21	PUMP ASSY., FUEL .....	1	1	1	1		
3	16718-HR0-F00	DAMPER, CONNECTOR .....	1	1	1	1		
4	16719-HW1-670	DAMPER, CONNECTOR .....	1	1	1	1		
5	17041-S5A-930	O-RING .....	1	1	1	1		
6	17047-SAA-003	O-RING .....	1	1	1	1		
7	17048-SAA-003	O-RING .....	1	1	1	1		
8	17049-SAA-003	RING, BACK UP .....	1	1	1	1		
9	17521-HR3-A20	TUBE, TANK BREATHER(A) .....	1	1	1	1		
10	17570-HR3-A21	HOSE COMP., FUEL FEED .....	1	1	1	1		
11	17574-HR3-A21	PACKING, FUEL PUMP .....	1	1	1	1		
12	17579-HP5-600	RUBBER, FUEL FEED HOSE .....	1	1	1	1		
13	17711-S0X-003	RETAINER(ORANGE)(TOKAI) .....	1	1	1	1		
14	17711-S0X-A31	RETAINER(GREEN)(TOKAI) .....	1	1	1	1		
15	17719-HR3-A21	RING, FUEL PUMP LOCKING .....	1	1	1	1		
16	38562-663-920	JOINT B, WASHER TUBE(MITSUBA) .....	1	1	1	1		
17	95002-02080	CLIP, TUBE(B8) .....	3	3	3	3		
18	95002-40850-08	CLAMP, TUBE(D8.5) .....	1	1	1	1		
19	95005-45750-20	TUBE, 4.5X750(95005-45001-20M) .....	1	1	1	1		

3

# F-28-10

# SIDE COVER/TANK COVER



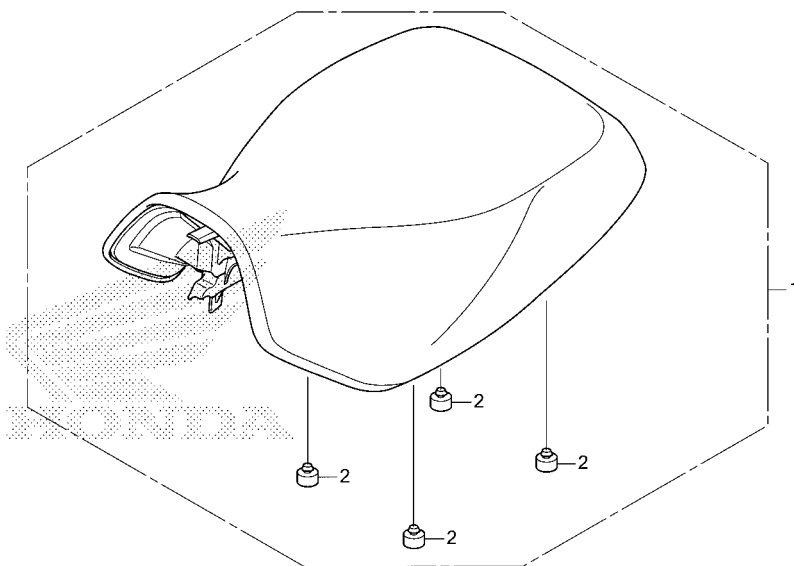
Ref. No.	L.O.N.	(Relative ref. Number) Description	F.R.T.
3	4111H9	COVER, SIDE :RIGHT .....	0.2
8	4111H8	COVER, SIDE :LEFT .....	0.2
	4111J0	COVER, SIDE :BOTH .....	0.3
9	413121	COVER, FUEL TANK TOP .....	0.2

Ref. No.	Part No.	Description	Reqd. QTY				Serial No.	Parts catalogue code
			FE1	FE2	FM1	FM2		
			N	N	N	N		
1	83501-MG7-000	GROMMET, SIDE COVER.....	2	2	2	2		
2	83552-HR3-A20	MAT, R. SIDE COVER.....	1	1	1	1		
3	83555-HR3-WA0ZH	COVER SET, R. SIDE(WL) *TYPE1 1*.....	1	1	1	1		
4	83610-HR3-A00	POCKET, SIDE.....	1	1	1	1		
5	83652-HR3-A20	MAT, L. SIDE COVER.....	1	1	1	1		
6	83653-HR3-W50ZA	LID, OIL CHECK *R232*.....PATRIOT RED	1	1	1	1		
7	83654-HR3-A20	COVER, SIDE(INNER).....	1	1	1	1		
8	83655-HR3-WA0ZH	COVER SET, L. SIDE(WL) *TYPE1 1*.....	1	1	1	1		
9	83700-HR3-A20ZA	COVER, TANK *NH1*.....BLACK	1	1	1	1		
10	83705-MT3-300	RUBBER, SIDE COVER SPONGE....	2	2	2	2		
11	90653-HC4-900	CLIP, MUDGUARD.....	6	6	6	6		
12	93903-25110	SCREW, TAPPING, 5X10.....	7	7	7	7		



# F-29

# SEAT



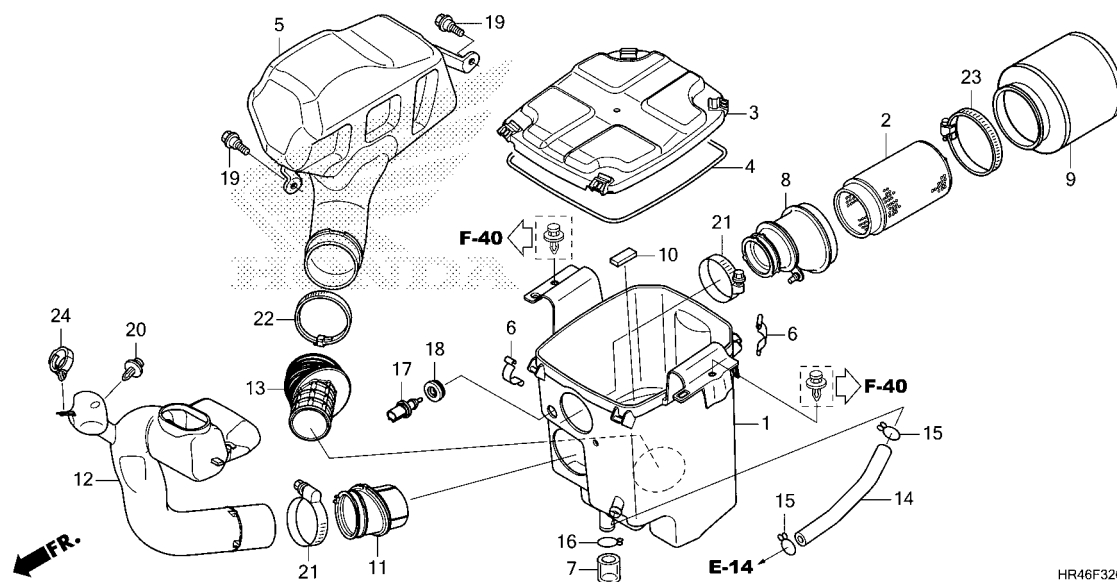
Ref. No.	L.O.N.	(Relative ref. Number) Description	F.R.T.
1	413150	SEAT .....	0.1

Ref. No.	Part No.	Description	Reqd. QTY				Serial No.	Parts catalogue code
			FE1	FE2	FM1	FM2		
			TRX520					
			N	N	N	N		
1	77100-HR3-621ZA	SEAT COMP. *TYPE1*.....	1	1	1	1	-----	NZ
	77100-HR3-D20ZA	*TYPE1*.....	-	1	-	1	-----	ED
2	77206-GF0-000	RUBBER, SEAT CUSHION.....	4	4	4	4		

3

# F-32

# AIR CLEANER



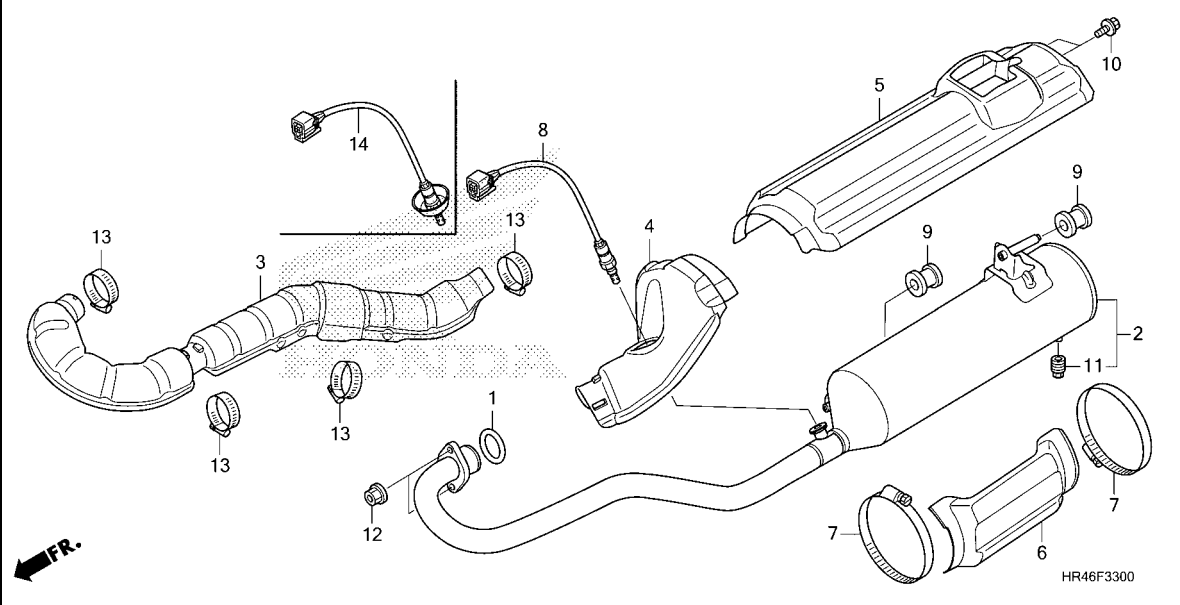
Ref. No.	L.O.N.	(Relative ref. Number) Description	F.R.T.
1	3121A5	CASE, AIR CLEANER .....	0.9
2	3121D5	BODY, AIR CLEANER ELEMENT ....	0.1
3	312102	COVER, AIR CLEANER CASE .....	0.1
5	3121A4	CHAMBER, AIR CLEANER .....	0.1
8	3121B6	TUBE, AIR CLEANER CONNECTING ..	0.7
9	312105	ELEMENT, AIR CLEANER .....	0.2
12	3121C2	DUCT, SNORKEL .....	0.4
17	617120	SENSOR, AIR TEMP .....	0.2

Ref. No.	Part No.	Description	Reqd. QTY				Serial No.	Parts catalogue code
			FE1	FE2	FM1	FM2		
			TRX520					
			N	N	N	N		
1	17210-HR4-A20	CASE, AIR CLEANER .....	1	1	1	1		
2	17211-HP0-A00	BODY COMP., AIR CLEANER .....	1	1	1	1		
3	17217-HR3-A20	LID, AIR CLEANER .....	1	1	1	1		
4	17219-HR3-A20	SEAL, AIR CLEANER COVER .....	1	1	1	1		
5	17220-HR4-A20	CHAMBER, AIR CLEANER SUB .....	1	1	1	1		
6	17223-HM8-000	SPRING, AIR CLEANER CASE LID ..	4	4	4	4		
7	17224-HM8-B40	TUBE, AIR CLEANER DRAIN .....	1	1	1	1		
8	17253-HR4-A20	TUBE, AIR CLEANER CONNECTING ..	1	1	1	1		
9	17254-HN1-000	ELEMENT, AIR CLEANER .....	1	1	1	1		
10	17256-HR3-A20	COVER, DUST .....	1	1	1	1		
11	17258-HR3-A20	TUBE, SNORKEL .....	1	1	1	1		
12	17259-HR3-A20	DUCT, SNORKEL .....	1	1	1	1		
13	17262-HR6-B00	TUBE, SUB CHAMBER CONNECTING ..	1	1	1	1		
14	17366-HR3-A20	TUBE, BREATHER .....	1	1	1	1		
15	17724-102-700	CLIP, SUB TANK HOSE .....	2	2	2	2		
16	18532-634-670	CLIP, AIR HOSE, 21.5 .....	1	1	1	1		
17	37880-RE1-Z01	SENSOR ASSY., AIR TEMPERATURE ..	1	1	1	1		
18	37881-P2A-000	GROMMET, TA SENSOR .....	1	1	1	1		
19	90111-162-000	BOLT, FLANGE, 6MM .....	2	2	2	2		
20	90653-HC4-900	CLIP, MUDGUARD .....	1	1	1	1		
21	90662-HN5-M00	BAND, AIR CLEANER CONNECTING ..						
		TUBE(62)	2	2	2	2		
22	90678-HN2-830	BAND, AIR CONNECTING TUBE(78) ..	1	1	1	1		
23	90696-HN2-830	BAND, AIR CLEANER CONNECTING ..						
		TUBE(96)	1	1	1	1		
24	91558-SD5-003	CLIP, WIRE HARNESS(BLACK) .....	1	1	1	1		



# F-33

# EXHAUST MUFFLER



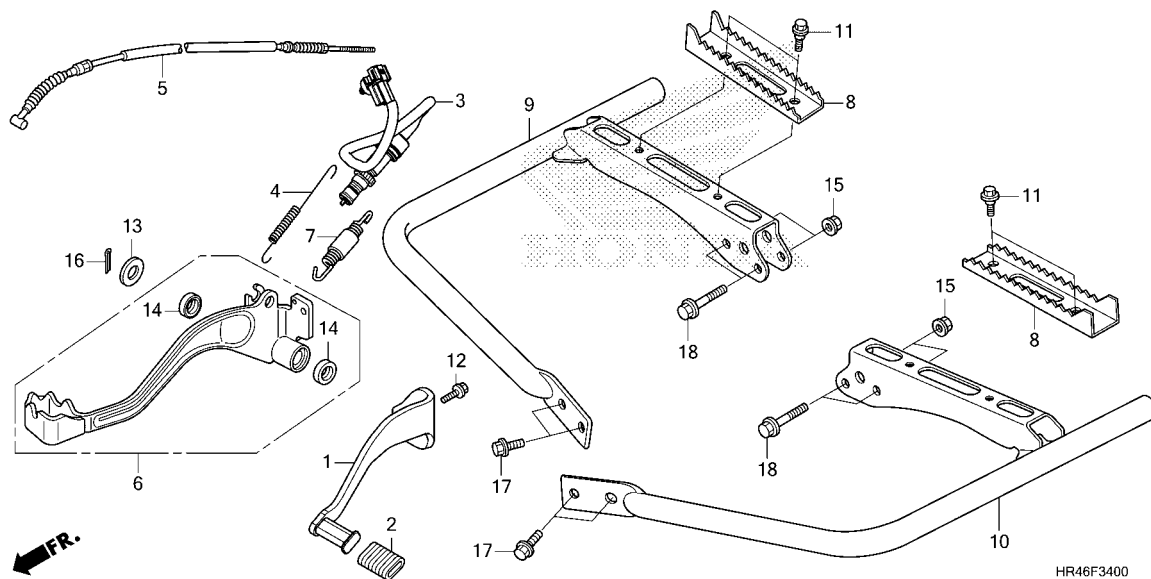
Ref. No.	L.O.N.	(Relative ref. Number) Description	F.R.T.
1	3131B4	GASKET, EXHAUST PIPE .....	0.3
2	313120	MUFFLER .....	0.8
3	313125	COVER, EXHAUST PIPE .....	0.5
4	3131B3	COVER, MUFFLER :FRONT .....	0.4
5	411167	COVER, EXHAUST MUFFLER .....	0.4
6	3131P2	COVER, MUFFLER :LOWER .....	0.4
8	617121	(14) SENSOR, OXYGEN .....	0.4

Ref. No.	Part No.	Description	Reqd. QTY				Serial No.	Parts catalogue code
			FE1	FE2	FM1	FM2		
			N	N	N	N		
1	18291-MN4-920	GASKET, EX. PIPE.....	1	1	1	1		
2	18300-HR3-A20	MUFFLER COMP. ....	1	1	1	1	----- NZ	
	18300-HR3-MB0	.....	-	1	-	1	----- ED	
3	18321-HR3-A20	COVER, EX. PIPE.....	1	1	1	1		
4	18322-HR3-A20	COVER, MUFFLER(FR.).....	1	1	1	1		
5	18323-HR3-A20	COVER, MUFFLER .....	1	1	1	1		
6	18324-HR3-A20	COVER, MUFFLER LOWER.....	1	1	1	1		
7	19084-HP0-A50	BAND, MUFFLER COVER(89-140MM)	2	2	2	2	----- NZ	
	19084-HR6-B00	.....	-	2	-	2	----- ED	
8	36531-HR3-A22	SENSOR, OXYGEN(NGK).....	1	1	1	1	----- NZ	
9	50608-HR0-F00	RUBBER, MUFFLER MOUNTING.....	2	2	2	2		
10	90101-KCE-000	BOLT, FLANGE, 6X10.....	2	2	2	2		
11	90183-HM5-850	BOLT, ARRESTER.....	1	1	1	1		
12	90301-HM8-000	NUT, FLANGE, 8MM.....	2	2	2	2		
13	90638-HN7-000	BAND, AIR CLEANER CONNECTING						
		TUBE(38)	4	4	4	4		
14	36531-HR6-E11	SENSOR, OXYGEN(NGK).....	-	1	-	1	----- ED	



# F-34

# PEDAL/STEP



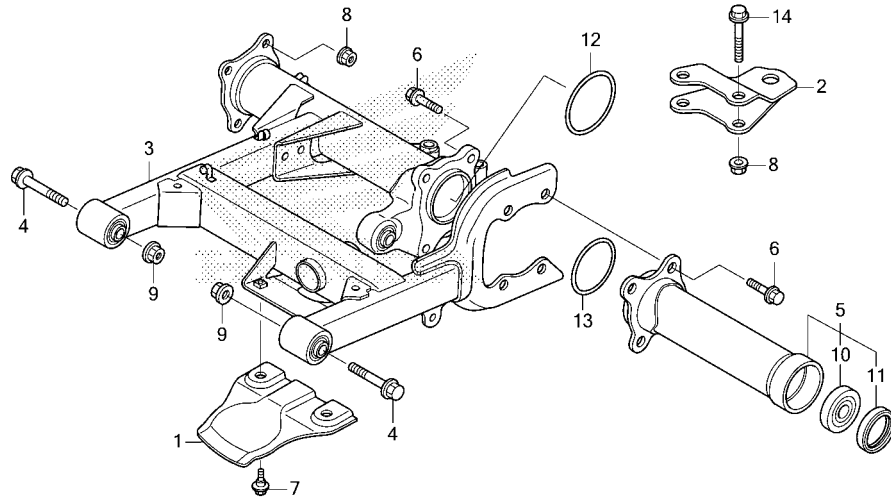
Ref. No.	L.O.N.	(Relative ref. Number) Description	F.R.T.
1	4101A1	PEDAL, GEAR CHANGE .....	0.3
3	6151B5	SWITCH, REAR STOP :PEDAL SIDE .....	0.3
5	811130	CABLE, REAR BRAKE .....	0.3
6	810160	PEDAL, REAR BRAKE .....	0.4
7	8101A8	SPRING, BRAKE PEDAL .....	0.3
8	4101C5	BAR, MAIN STEP :LEFT .....	0.1
	4101C6	BAR, MAIN STEP :RIGHT .....	0.1
	4101J1	BAR, MAIN STEP :BOTH .....	0.1
9	4101C4	BRACKET, STEP :RIGHT .....	0.4
10	4101C3	BRACKET, STEP :LEFT .....	0.4
	4101N7	BRACKET, STEP :BOTH .....	0.6

Ref. No.	Part No.	Description	Reqd. QTY				Serial No.	Parts catalogue code
			FE1	FE2	FM1	FM2		
			TRX520					
			N	N	N	N		
1	24700-HR3-A20	PEDAL, GEAR CHANGE .....	-	-	1	1		
2	24781-371-000	RUBBER, CHANGE PEDAL .....	-	-	1	1		
3	35350-HR3-FA1	SWITCH ASSY., RR. STOP .....	1	1	1	1		
4	35357-HP5-600	SPRING, STOP SWITCH .....	1	1	1	1		
5	43470-HR3-A21	CABLE COMP., FOOT BRAKE .....	1	1	1	1		
6	46510-HR3-A20	PEDAL ASSY., BRAKE .....	1	1	1	1		
7	46513-HR3-A20	SPRING ASSY., RR. BRAKE PEDAL .....	1	1	1	1		
8	50610-HR3-A20	STEP .....	2	2	2	2		
9	50611-HR6-B00	BRACKET COMP., R. STEP .....	1	1	1	1		
10	50612-HR6-B00	BRACKET COMP., L. STEP .....	1	1	1	1		
11	90111-HP0-A00	BOLT, FLANGE, 6MM .....	4	4	4	4		
12	90118-968-000	BOLT, FLANGE, 6X20 .....	-	-	1	1		
13	90512-303-000	WASHER, 17.5MM .....	1	1	1	1		
14	91206-968-004	DUST SEAL, 17X23X3(ARAI) .....	2	2	2	2		
15	94050-08000	NUT, FLANGE, 8MM .....	4	4	4	4		
16	94201-30250	PIN, SPLIT, 3.0X25 .....	1	1	1	1		
17	95701-08016-08	BOLT, FLANGE, 8X16 .....	4	4	4	4		
18	95801-08045-00	BOLT, FLANGE, 8X45 .....	4	4	4	4		



# F-35-10

# SWINGARM



HR46F3510

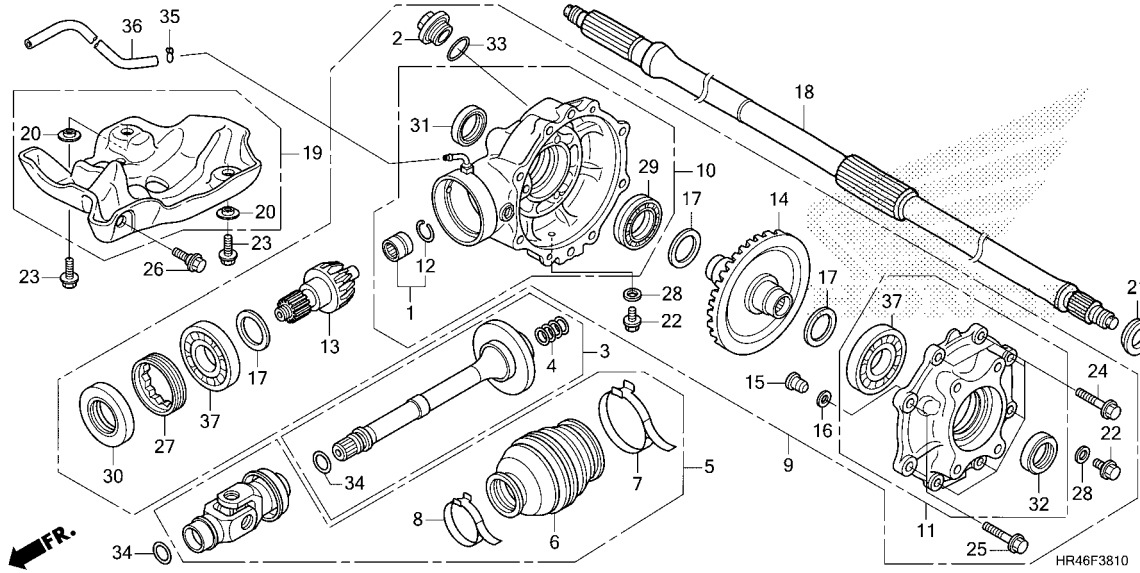
Ref. No.	L.O.N.	(Relative ref. Number) Description	F.R.T.
1	5121K0	GUARD, DRIVE SHAFT :REAR .....	0.1
2	4101D9	HITCH, TRAILER .....	0.1
3	5121B0	SWINGARM ASSEMBLY .....	1.7
5	5121B4	(13) PIPE, SWINGARM HOUSING :LEFT ·	0.4
10	5121D5	BEARING, HOUSING PIPE .....	0.6

Ref. No.	Part No.	Description	Reqd. QTY				Serial No.	Parts catalogue code
			FE1	FE2	FM1	FM2		
			N	N	N	N		
1	50359-HR0-F00	GUARD, YOKE JOINT .....	1	1	1	1		
2	50810-HN5-670	HITCH COMP., TRAILER .....	1	1	1	1		
3	52100-HR3-A20	SWINGARM ASSY., RR .....	1	1	1	1		
4	52101-HR3-A20	BOLT, SWINGARM PIVOT(12X70)·	2	2	2	2		
5	52300-HR3-W50	PIPE ASSY., L. HOUSING .....	1	1	1	1		
6	90101-HR3-A20	BOLT, FLANGE, 10X44 .....	8	8	8	8		
7	90111-KT1-780	BOLT, FLANGE, 6MM .....	2	2	2	2		
8	90305-HC0-770	NUT, SELF-LOCK, 10MM .....	6	6	6	6		
9	90305-HC4-000	NUT, SELF-LOCK, 12MM .....	2	2	2	2		
10	91051-HR3-W51	BEARING, RADIAL BALL, 32X58X13UU(ZHEJIANG)	1	1	1	1		
11	91255-HR0-F01	OIL SEAL, 42X58X10 .....	1	1	1	1		
12	91320-HM7-702	O-RING, 75X3.2(NOK) .....	1	1	1	1		
13	91351-881-000	O-RING, 66MM .....	1	1	1	1		
14	95801-10065-00	BOLT, FLANGE, 10X65 .....	2	2	2	2		

3

# F-38-10

# REAR FINAL GEAR



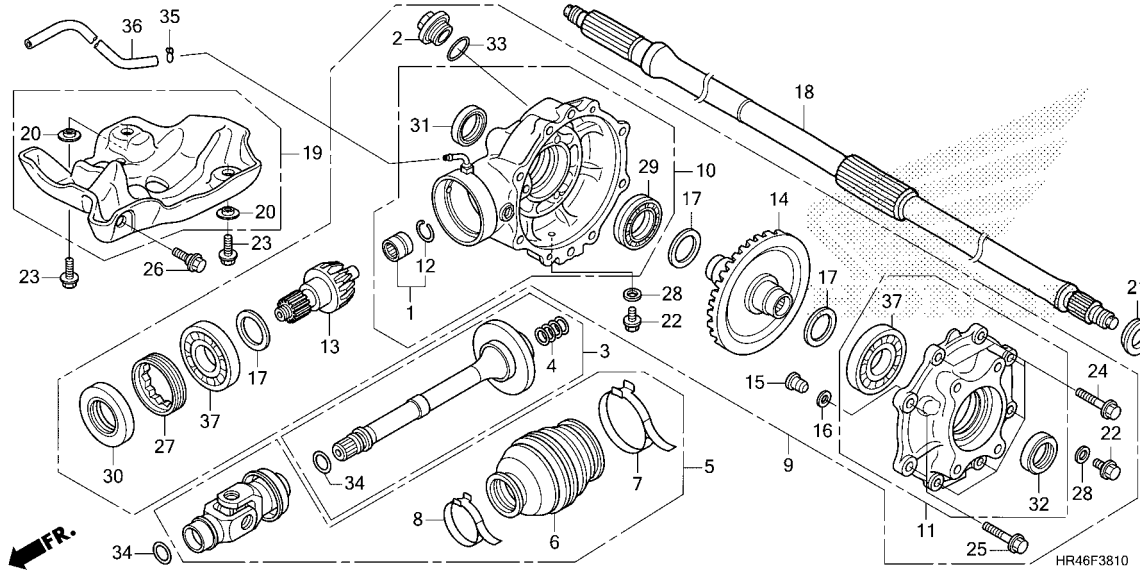
Ref. No.	L.O.N.	(Relative ref. Number) Description	F.R.T.
1	2131G8	BEARING, REAR PINION GEAR :REAR .....	2.5
3	2131A6	SHAFT, PROPELLER :REAR .....	1.2
5	2131H8	JOINT ASSY., YOKE .....	1.2
6	2131H9	BOOT, YOKE JOINT .....	1.3
9	2131B3	GEAR ASSY., FINAL DRIVEN :REAR .....	1.3
10	2131B6	CASE SET, FINAL GEAR :REAR .....	3.4
11	2131B9	COVER SET, FINAL GEAR :REAR ..	1.9
13	2131C9	GEAR, PINION :REAR .....	1.9
14	2131D1	GEAR, RING :REAR .....	2.4
17	2131C2	SHIM, PINION GEAR .....	1.9
	2131C5	SHIM, RING GEAR .....	2.4
.NOTE: Same time for two units			
18	7101A2	SHAFT, REAR AXLE .....	0.9
19	410135	PLATE, SKID .....	0.1
29	2131E9	BEARING, REAR RING GEAR :RIGHT .....	2.6
30	2131G7	OIL SEAL, PINION GEAR :REAR ..	1.4
31	2131F7	OIL SEAL, REAR FINAL GEAR :RIGHT .....	1.5
32	2131F6	OIL SEAL, REAR FINAL GEAR :LEFT .....	1.5
	2131F8	OIL SEAL, REAR FINAL GEAR :BOTH .....	1.6
37	2131A1	BEARING, REAR PINION GEAR :FRONT .....	1.9

Ref. No.	Part No.	Description	Reqd. QTY				Serial No.	Parts catalogue code
			FE1	FE2	FM1	FM2		
			N	N	N	N		
1	06910-HR3-WB0	BEARING SET, NEEDLE .....	1	1	1	1		
2	12361-035-000	CAP, TAPPET ADJUSTING HOLE ...	1	1	1	1		
3	40200-HR3-A20	SHAFT COMP., RR. PROPELLER ...	1	1	1	1		
4	40215-HR3-A20	SPRING, SHAFT .....	1	1	1	1		
5	40300-HR3-A20	JOINT ASSY., YOKE .....	1	1	1	1		
6	40321-HR0-F00	BOOT, YOKE JOINT .....	1	1	1	1		
7	40322-HN8-000	BAND A, YOKE JOINT BOOT .....	1	1	1	1		
8	40323-HN8-000	BAND B, YOKE JOINT BOOT .....	1	1	1	1		
9	41300-HR3-WB0	GEAR ASSY., RR. FINAL .....	1	1	1	1		
10	41311-HR3-WB0	CASE SUB ASSY., FINAL GEAR ...	1	1	1	1		
11	41320-HR3-A20	COVER SUB ASSY., FINAL GEAR ..	1	1	1	1		
12	41405-HA7-670	RING, STOPPER .....	1	1	1	1		
13	41421-HP5-600	GEAR, RR. PINION(20T) .....	1	1	1	1		
14	41431-HP0-A00	GEAR, RR. RING(41T) .....	1	1	1	1		
15	41436-MB0-310	PIN, RING GEAR STOPPER .....	1	1	1	1		
16	41437-MB0-310	SHIM A, STOPPER PIN(0.10) ....	N	N	N	N		
	41438-MB0-310	SHIM B, STOPPER PIN(0.15) ....	N	N	N	N		
17	41540-HA0-000	SPACER A, RING GEAR(1.82) ....	3	3	3	3		
	41541-HA0-000	SPACER B, RING GEAR(1.88) ....	3	3	3	3		
	41542-HA0-000	SPACER C, RING GEAR(1.94) ....	3	3	3	3		
	41543-HA0-000	SPACER D, RING GEAR(2.00) ....	3	3	3	3		
	41544-HA0-000	SPACER E, RING GEAR(2.06) ....	3	3	3	3		
	41545-HA0-000	SPACER F, RING GEAR(2.12) ....	3	3	3	3		
	41546-HA0-000	SPACER G, RING GEAR(2.18) ....	3	3	3	3		
	41547-HA0-000	SPACER H, RING GEAR(2.24) ....	3	3	3	3		
	41548-HA0-000	SPACER I, RING GEAR(2.30) ....	3	3	3	3		



# F-38-10

# REAR FINAL GEAR



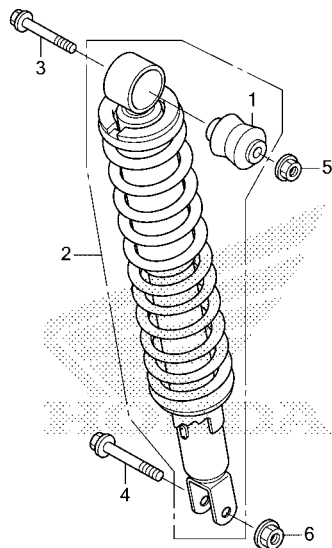
Ref. No.	L.O.N.	(Relative ref. Number) Description	F.R.T.
+37	2131E8	BEARING, REAR RING GEAR :LEFT	2.6
	2131F2	BEARING, REAR RING GEAR :BOTH	2.7

Ref. No.	Part No.	Description	Reqd. QTY				Serial No.	Parts catalogue code
			FE1	FE2	FM1	FM2		
			N	N	N	N		
18	42311-HR3-A20	SHAFT, RR. AXLE.....	1	1	1	1		
19	50355-HR3-A20	PLATE, SKID.....	1	1	1	1		
20	50358-HM8-B40	COLLAR, SKID PLATE.....	2	2	2	2		
21	52112-HA0-000	STOPPER, L. BEARING.....	1	1	1	1		
22	90109-371-000	BOLT, SEALING, 8MM.....	2	2	2	2		
23	90131-GW0-750	BOLT, FLANGE, 8X20.....	2	2	2	2		
24	90133-HP5-600	BOLT, FLANGE, 8X27.....	6	6	6	6		
25	90134-HP5-600	BOLT, FLANGE, 10X35.....	2	2	2	2		
26	90186-HM8-B40	BOLT, FLANGE, 8X18.....	1	1	1	1		
27	90242-MB0-000	NUT, LOCK, 64MM.....	1	1	1	1		
28	90471-580-000	PACKING, 8MM.....	2	2	2	2		
29	91053-HR3-W51	BEARING, RADIAL BALL, 35X60X14 (ZHEJIANG)	1	1	1	1		
30	91251-HR0-F01	OIL SEAL, 39X70X12.....	1	1	1	1		
31	91252-HA0-004	OIL SEAL, 35X49X6(NOK).....	1	1	1	1		
32	91252-HA0-004	OIL SEAL, 35X49X6(NOK).....	1	1	1	1		
33	91302-001-020	O-RING, 30.8MM.....	1	1	1	1		
34	91355-759-003	O-RING, 21.8X2.4.....	2	2	2	2		
35	95002-02650	CLIP, TUBE(B6.5).....	1	1	1	1		
36	95005-35725-20	TUBE, 3.5X725.....	1	1	1	1		
37	96100-60073-00	BEARING, RADIAL BALL, 6007...	2	2	2	2		

3

# F-39

# REAR CUSHION



←FR.

HR46F3900

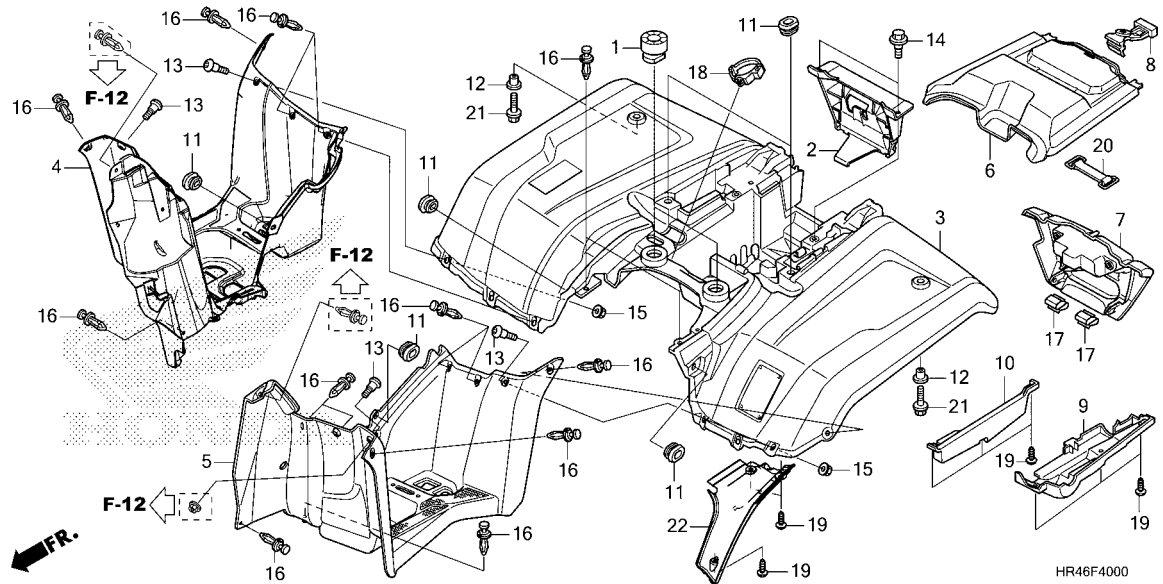
Ref. No.	L.O.N.	(Relative ref. Number) Description	F.R.T.
2	512115	CUSHION ASSY., REAR .....	0.4

Ref. No.	Part No.	Description	Reqd. QTY				Serial No.	Parts catalogue code
			FE1	FE2	FM1	FM2		
			N	N	N	N		
1	51489-HP5-601	BUSH, DAMPER.....	1	1	1	1		
2	52400-HR4-A21	CUSHION ASSY., RR.(SHOWA)....	1	1	1	1		
3	90120-HC4-000	BOLT, FLANGE, 10X50.....	1	1	1	1		
4	90155-HC0-000	BOLT, FLANGE, 12X58.....	1	1	1	1		
5	90305-HC0-770	NUT, SELF-LOCK, 10MM.....	1	1	1	1		
6	90305-HC4-000	NUT, SELF-LOCK, 12MM.....	1	1	1	1		

**3**

# F-40

# REAR FENDER

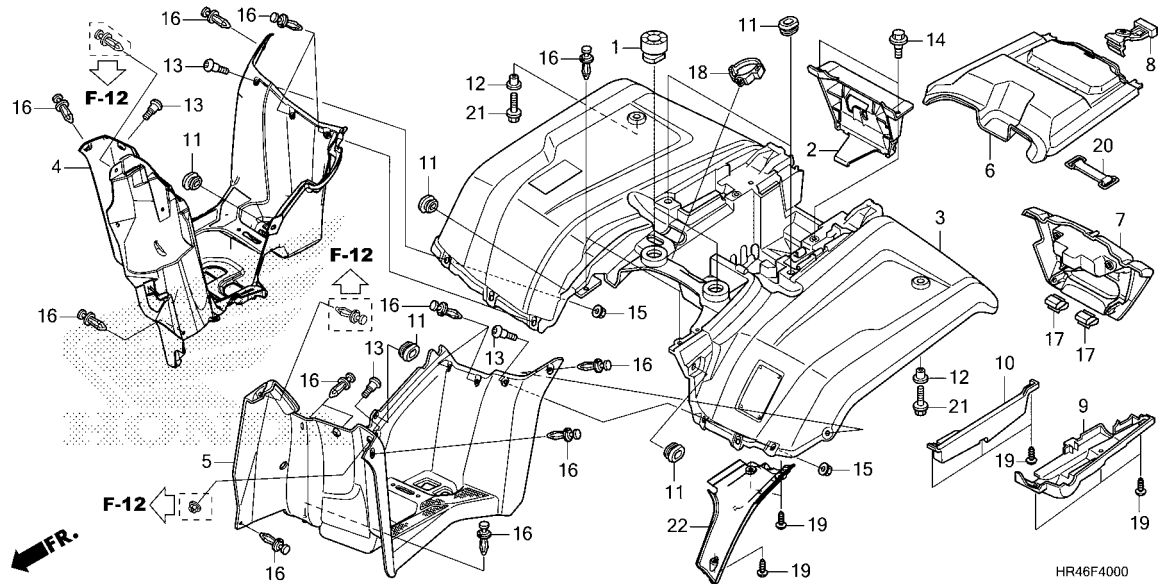


Ref. No.	L.O.N.	(Relative ref. Number) Description	F.R.T.
2	4101B0	HOLDER, BATTERY BOX .....	0.2
3	413102	FENDER, REAR .....	1.0
4	4131N2	MUDGUARD, CENTER :RIGHT .....	0.2
5	4131N1	MUDGUARD, CENTER :LEFT .....	0.2
6	4131J8	COVER, REAR CENTER .....	0.1
7	4101B1	COVER, TOOL BOX .....	0.2
9	3131G8	PROTECTOR, MUFFLER :REAR .....	0.8
10	6101A1	COVER, BATTERY .....	0.8

Ref. No.	Part No.	Description	Reqd. QTY				Serial No.	Parts catalogue code
			FE1	FE2	FM1	FM2		
			TRX520					
			N	N	N	N		
1	77207-HA0-000	CUSHION, SEAT MOUNTING .....	2	2	2	2		
2	80101-HR3-A20	HOLDER, BATTERY .....	1	1	1	1		
3	80110-HR4-NV0ZA	FENDER SET, RR.(WL)						
		*R232*.....PATRIOT RED	1	1	-	-	----- NZ	
	80110-HR4-EW0ZA	*R232*.....PATRIOT RED	-	1	-	-	----- ED	
	80110-HR4-NT0ZA	*R232*.....PATRIOT RED	-	-	1	1	----- NZ	
	80110-HR4-EU0ZA	*R232*.....PATRIOT RED	-	-	-	1	----- ED	
4	80121-HR6-B00ZA	MUDGUARD, R. CENTER						
		*NH1*.....BLACK	1	1	1	1		
5	80122-HR3-A20ZA	MUDGUARD, L. CENTER						
		*NH1*.....BLACK	1	1	1	1		
6	80210-HR3-A20ZA	COVER, RR. FENDER						
		*NH1*.....BLACK	1	1	1	1		
7	80211-HR3-A20ZA	LID, TOOL BOX						
		*NH1*.....BLACK	1	1	1	1		
8	80214-HM5-850	BAND, TOOL BOX .....	1	1	1	1		
9	80222-HR3-A20	PROTECTOR, RR. MUFFLER .....	1	1	1	1		
10	80223-HR3-A20	PROTECTOR, BATTERY(RR.) .....	1	1	1	1		
11	83551-MA6-000	GROMMET, SIDE COVER .....	6	6	6	6		
12	84706-GB0-900	COLLAR, NUMBER BRACKET SETTING	2	2	2	2		
13	90102-HN5-670	SCREW, SPECIAL, 6X8 .....	4	4	4	4		
14	90111-147-000	BOLT, FLANGE, 6MM .....	2	2	2	2		
15	90302-187-000	NUT, FLANGE, 6MM .....	2	2	2	2		
16	90653-HC4-900	CLIP, MUDGUARD .....	18	18	18	18		
17	90660-SB2-000	CLIP, CORD .....	2	2	2	2		
18	91556-SK7-003	CLIP, WIRE HARNESS(BLACK) .....	1	1	1	1		

# F-40

# REAR FENDER

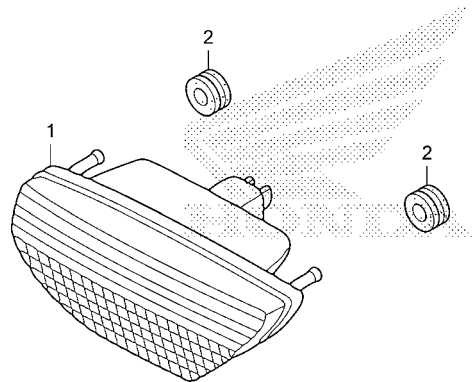


Ref. No.	Part No.	Description	Reqd. QTY				Serial No.	Parts catalogue code
			FE1	FE2	FM1	FM2		
			TRX520					
			N	N	N	N		
19	93903-25220	SCREW, TAPPING, 5X12.....	6	6	6	6	----- NZ	
			-	9	-	9	----- ED	
20	95012-13001	BAND B2, BATTERY(120MM).....	1	1	1	1		
21	95701-06016-08	BOLT, FLANGE, 6X16.....	2	2	2	2		
22	80224-HR3-MB0	PROTECTOR, RR. MUFFLER.....	-	1	-	1	----- ED	



F-43

TAILLIGHT



HR46F4300

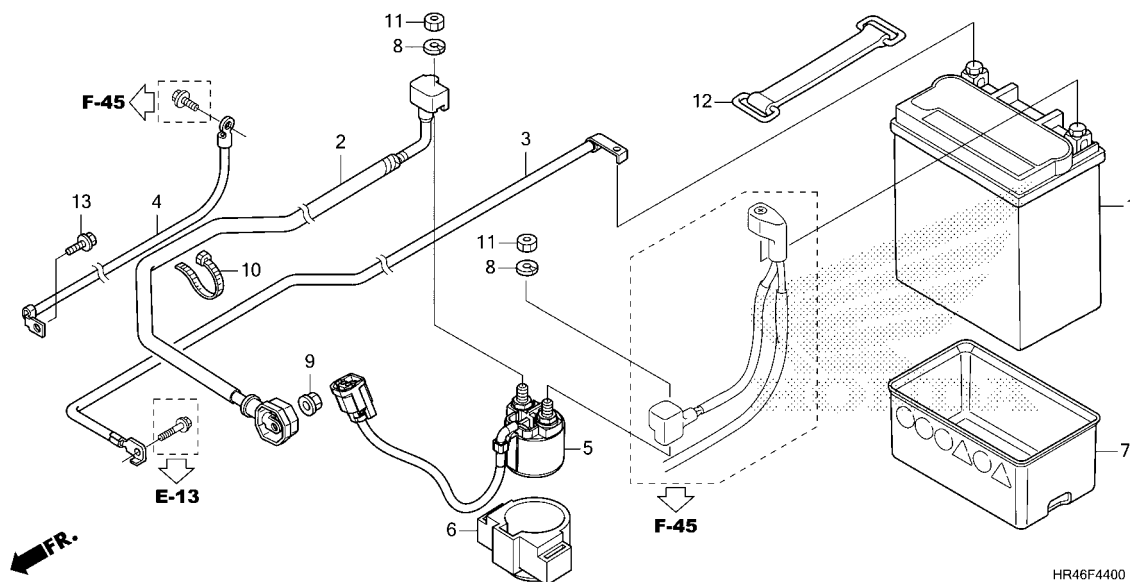
Ref. No.	L.O.N.	(Relative ref. Number) Description	F.R.T.
1	6161H2	TAILLIGHT ASSEMBLY .....	0.3

Ref. No.	Part No.	Description	Reqd. QTY				Serial No.	Parts catalogue code
			FE1	FE2	FM1	FM2		
			TRX520					
			N	N	N	N		
1	33700-HN1-A71	LIGHT ASSY., TAIL & STOP.....	1	1	1	1		
2	80219-HC4-000	RUBBER, TAILLIGHT MOUNTING...	2	2	2	2		



# F-44

# BATTERY



Ref. No.	L.O.N.	(Relative ref. Number) Description	F.R.T.
1	610100	BATTERY .....	0.2
2	612115	CABLE, STARTER MOTOR .....	0.7
3	610110	CABLE, NEGATIVE BATTERY .....	0.6
4	6111E9	CORD, EARTH .....	1.0
5	615113	SWITCH, STARTER MAGNETIC .....	0.4

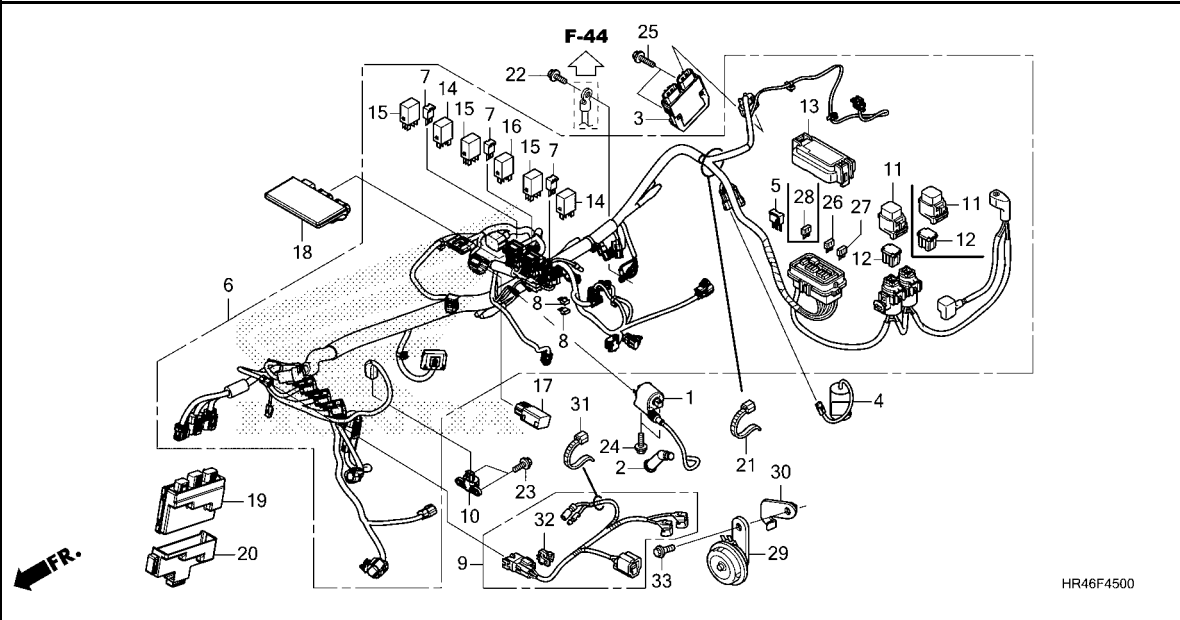
Ref. No.	Part No.	Description	Reqd. QTY				Serial No.	Parts catalogue code
			FE1	FE2	FM1	FM2		
			N	N	N	N		
1	31500-HR0-F01	BATTERY(GYZ16H)(GS YUASA) .....	1	1	1	1	----- NZ	
	31500-HR0-F11	.....	-	1	-	1	----- ED	
2	32405-HR3-A20	CABLE, STARTER MOTOR .....	1	1	1	1		
3	32601-HR3-A20	CABLE, BATTERY EARTH .....	1	1	1	1		
4	32603-HR3-A20	CABLE, FRAME EARTH .....	1	1	1	1		
5	35850-HR3-FA1	SWITCH ASSY., STARTER MAGNETIC	1	1	1	1		
6	35856-HP5-600	RUBBER, MAGNETIC SHOCK .....	1	1	1	1		
7	50334-HR0-F00	RUBBER, BATTERY .....	1	1	1	1		
8	90052-ZA0-800	WASHER, SPRING, 6MM .....	2	2	2	2		
9	90071-MB0-000	NUT-WASHER, 6MM .....	1	1	1	1		
10	90652-KT1-771	BAND, WIRE(BLACK) .....	1	1	1	1		
11	94002-06390-0S	NUT, HEX., 6MM .....	2	2	2	2		
12	95012-17001	BAND F, BATTERY(155MM) .....	1	1	1	1		
13	95701-06014-00	BOLT, FLANGE, 6X14 .....	1	1	1	1		





# F-45

# WIRE HARNESS

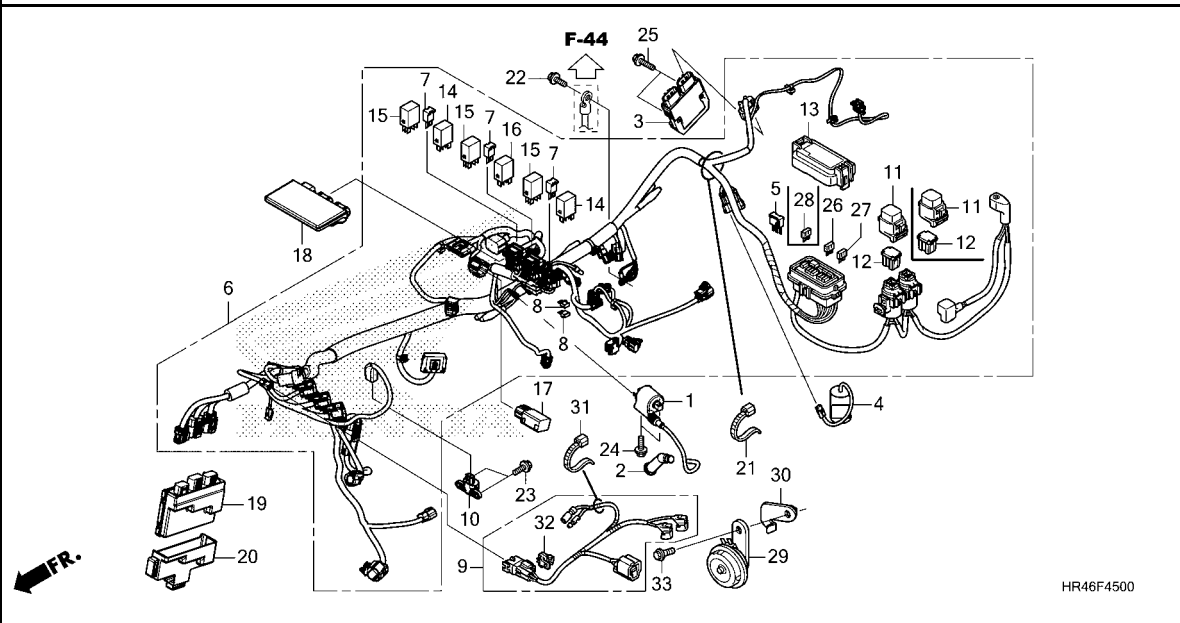


Ref. No.	L.O.N.	(Relative ref. Number) Description	F.R.T.
1	614105	COIL, IGNITION .....	0.5
2	6141E3	CAP, NOISE SUPPRESSOR .....	0.3
3	6131B2	RECTIFIER, REGULATE .....	0.3
4	6131C1	CONDENSER .....	0.2
5	6131B4	DIODE, THREE WAY .....	0.2
6	611100	HARNESS, WIRE .....	2.2
7	611100D	.EPS add .....	0.1
		(8)	
	6131E0	DIODE .....	0.3
		.NOTE: relay box side	
	6131E0A	.Replace 1 diode add .....	0.1
9	6111R5	SUB HARNESS, ACCESSORY .....	0.5
10	617125	SENSOR, BANK ANGLE .....	0.5
14	6111G1	RELAY, FUEL PUMP .....	0.3
	6111U9	RELAY, FAIL SAFE .....	0.3
15	6111L9	RELAY, INHIBITOR .....	0.3
	6111V0	RELAY, DIFFERENTIAL LOCK .....	0.3
	6111V0A	.Replace 1 differential lock relay add .....	0.1
16	611155	RELAY, MAIN .....	0.3
17	6111V1	RELAY, PULLBACK .....	0.2
18	618135	ENGINE CONTROL MODULE(ECM) .....	0.3
19	6181C2	CONTROL UNIT, EPS .....	0.5
29	616169	HORN .....	0.3

Ref. No.	Part No.	Description	Reqd. QTY				Serial No.	Parts catalogue code
			FE1	FE2	FM1	FM2		
			N	N	N	N		
1	30540-MJP-G51	COIL COMP., IGNITION(R.).....	1	1	1	1		
2	30700-MEA-671	CAP ASSY., NOISE SUPPRESSOR..	1	1	1	1		
3	31600-MKN-D51	RECTIFIER ASSY., REGULATE ....	1	1	1	1		
4	31700-HP1-841	CONDENSER UNIT .....	1	1	1	1		
5	31730-MAS-601	DIODE ASSY., THREE WAY (SUMITOMO)	1	1	1	1		
6	32100-HR4-NV0	HARNESS, WIRE .....	1	-	-	-		
	32100-HR4-CW0	.....	-	1	-	-		
	32100-HR4-CT0	.....	-	-	1	-		
	32100-HR4-CU0	.....	-	-	-	1		
7	32146-SH3-003	CONNECTOR, DIODE(2P).....	3	3	3	3		
8	32146-SJ4-003	DIODE(3P).....	2	2	2	2		
9	31651-HR4-G20	SUB HARNESS, ACCESSORY .....	1	1	1	1		
10	35160-HR6-B01	SENSOR ASSY., BANK ANGLE.....	1	1	1	1		
11	38205-HP0-B11	COVER ASSY., FUSE(40A).....	1	2	1	2		
12	38211-SNA-A21	FUSE, BLOCK(40A).....	1	2	1	2		
13	38230-HR4-A40	COVER SET, FUSE.....	1	1	-	-		
	38230-HR4-A20	.....	-	-	1	1		
14	38501-MCS-G01	RELAY COMP., POWER (MICRO ISO 4P)	2	2	2	2		
15	38502-MCS-G01	RELAY COMP., POWER (MICRO ISO 5P)	3	3	3	3		
16	38503-MCA-A61	RELAY COMP., POWER (MICRO ISO 4P)	1	1	1	1		
17	38580-HR4-A21	RELAY, DIFFLOCK PULLBACK.....	1	1	1	1		
18	38770-HR4-CW1	PGM-FI UNIT .....	1	1	-	-	-----	NZ

# F-45

# WIRE HARNESS

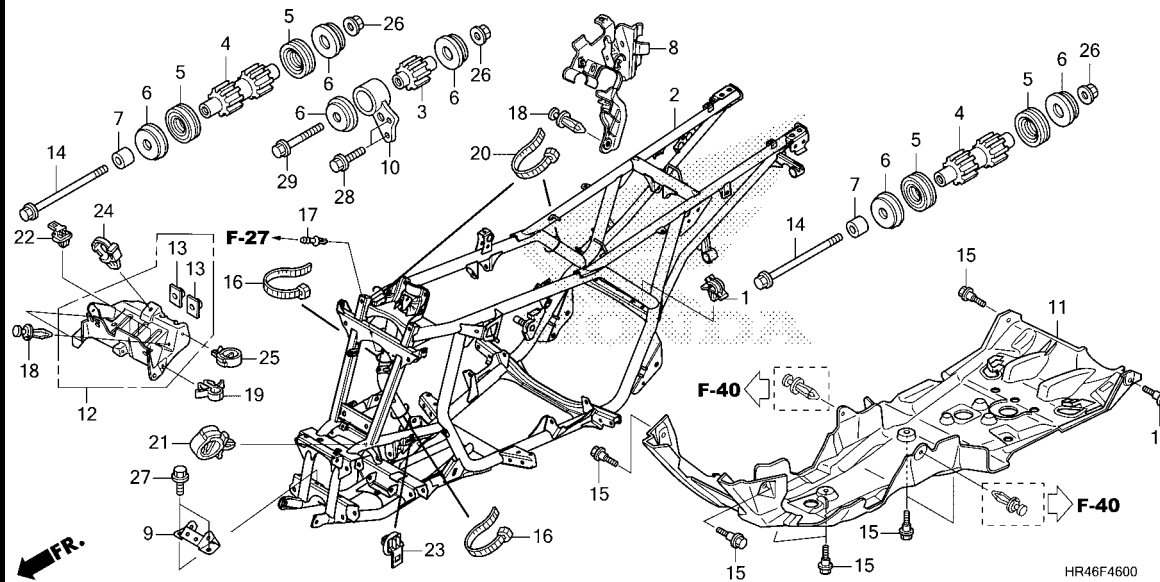


Ref. No.	Part No.	Description	Reqd. QTY				Serial No.	Parts catalogue code
			FE1	FE2	FM1	FM2		
			N	N	N	N		
18)	38770-HR4-EW1	PGM-FI UNIT.....	-	1	-	-	-----	ED
	38770-HR4-CT1	.....	-	-	1	1	-----	NZ
	38770-HR4-EU1	.....	-	-	-	1	-----	ED
19	39980-HR4-A52	EPS UNIT.....	-	1	-	1		
20	39981-HN2-B70	CUSHION, EPS UNIT.....	-	1	-	1		
21	90651-KV6-003	BAND, WIRE, 165MM(BLACK).....	1	1	1	1		
22	95701-06014-00	BOLT, FLANGE, 6X14.....	1	1	1	1		
23	95701-06016-00	BOLT, FLANGE, 6X16.....	2	2	2	2		
24	95701-06018-00	BOLT, FLANGE, 6X18.....	2	2	2	2		
25	95701-06022-00	BOLT, FLANGE, 6X22.....	2	2	2	2		
26	98200-41000	FUSE, MINI(10A).....	3	3	3	3		
27	98200-42000	FUSE, MINI(20A).....	4	4	6	6		
28	98200-43000	FUSE, MINI(30A).....	2	2	-	-		
29	38110-HC4-732	HORN COMP.(HIGH).....	1	1	1	1		
30	50330-HR3-A40	STAY, HORN.....	1	1	1	1		
31	90651-MA6-720	BAND, WIRE HARNESS.....	1	1	1	1		
32	91535-TA0-003	CLIP, COUPLER(DARK BROWN)....	1	1	1	1		
33	95701-08016-07	BOLT, FLANGE, 8X16.....	1	1	1	1		



# F-46

# FRAME BODY

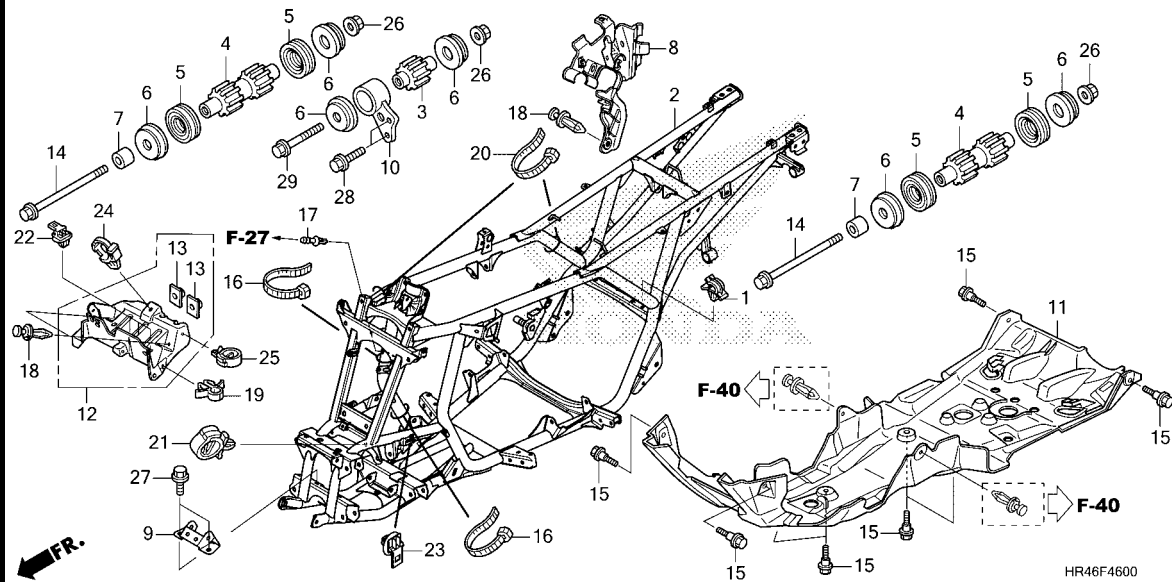


Ref. No.	L.O.N.	(Relative ref. Number) Description	F.R.T.
2	410100	BODY, FRAME ..... .INCLUDES: Engine removal and installation	12.6
	410100P	.EPS add .....	0.1
11	4101F7	GUARD, ENGINE :FRONT .....	0.4

Ref. No.	Part No.	Description	Reqd. QTY				Serial No.	Parts catalogue code
			FE1	FE2	FM1	FM2		
			N	N	N	N		
1	32171-GJ1-003	CLIP, WIRE HARNESS .....	1	1	1	1		
2	50100-HR3-HC0	BODY COMP., FRAME .....	1	1	1	1		
3	50201-HP5-600	RUBBER, ENGINE HEAD MOUNTING .....	1	1	1	1		
4	50202-HP0-A50	RUBBER, ENGINE LOWER MOUNTING .....	2	2	2	2		
5	50203-HM7-003	DUST SEAL, ENGINE MOUNTING .....	4	4	4	4		
6	50204-HP5-600	RUBBER C, MOUNTING .....	6	6	6	6		
7	50304-HN8-000	COLLAR, ENGINE HANGER .....	2	2	2	2		
8	50340-HR3-A20	STAY, COUPLER(SIDE) .....	1	1	1	1		
9	50350-HR3-A20	BRACKET, FR. GEAR CASE .....	1	1	1	1		
10	50351-HP5-600	BRACKET, HEAD HANGER .....	1	1	1	1		
11	50360-HR3-A20ZA	GUARD, ENGINE						
		*NH1*.....BLACK	1	1	1	1		
12	50370-HR3-A20	STAY COMP., COUPLER(FR.) .....	1	1	1	1		
13	61304-958-003	NUT, SPECIAL, 6X7 .....	2	2	2	2		
14	90103-147-000	BOLT, ENGINE HANGER, 10X148 .....	2	2	2	2		
15	90111-147-000	BOLT, FLANGE, 6MM .....	8	8	8	8		
16	90651-KV6-003	BAND, WIRE, 165MM(BLACK) .....	2	2	2	2		
17	90652-HF7-003	JOINT, BREATHER TUBE .....	1	1	1	1		
18	90653-HC4-900	CLIP, MUDGUARD .....	3	3	3	3		
19	90654-SA4-003	CLIP, WIRE HARNESS, 6MM(WHITE) .....	1	1	1	1		
20	90679-SG9-E01	BAND, SUCTION HOSE(BLACK) .....	2	2	2	2		
21	90684-ZA0-601	CLIP, HARNESS .....	1	1	1	1		
22	91535-STK-003	CLIP, COUPLER(DARK BLUE) .....	3	3	3	3		
23	91535-TF0-003	CLIP, COUPLER(BROWN) .....	1	1	1	1		
24	91556-SK7-003	CLIP, WIRE HARNESS(BLACK) .....	1	1	1	1		

# F-46

# FRAME BODY

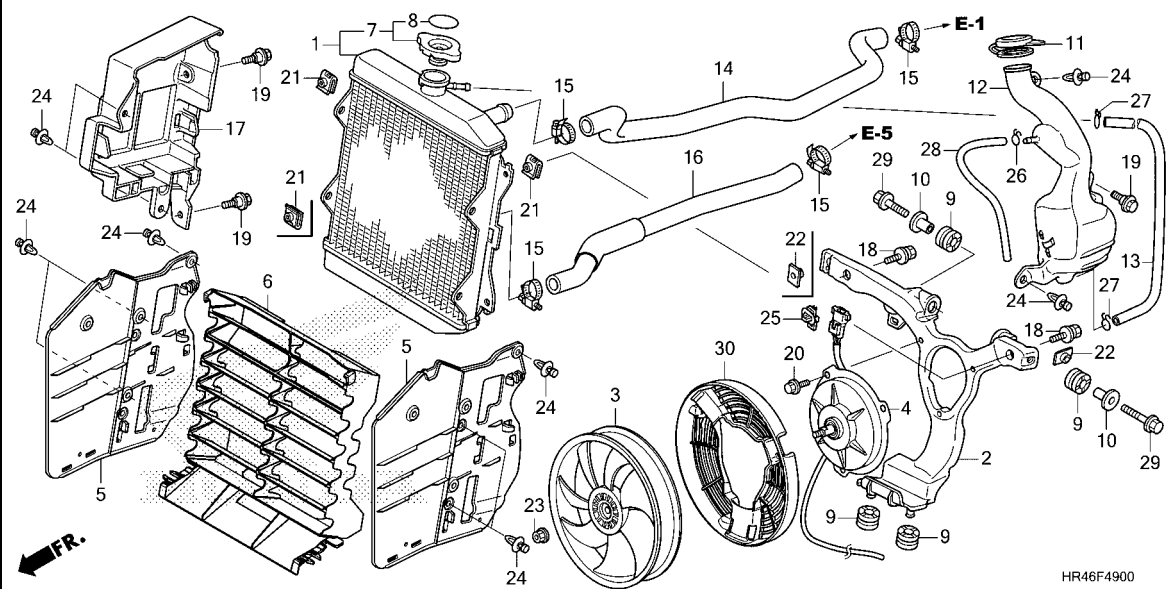


Ref. No.	Part No.	Description	Reqd. QTY				Serial No.	Parts catalogue code
			FE1	FE2	FM1	FM2		
			TRX520					
			N	N	N	N		
25	91558-SD5-003	CLIP, WIRE HARNESS(BLACK) . . . .	1	1	1	1		
26	94050-10000	NUT, FLANGE, 10MM . . . . .	3	3	3	3		
27	95701-08016-08	BOLT, FLANGE, 8X16 . . . . .	2	2	2	2		
28	95701-08022-00	BOLT, FLANGE, 8X22 . . . . .	2	2	2	2		
29	95701-10060-00	BOLT, FLANGE, 10X60 . . . . .	1	1	1	1		



# F-49

# RADIATOR



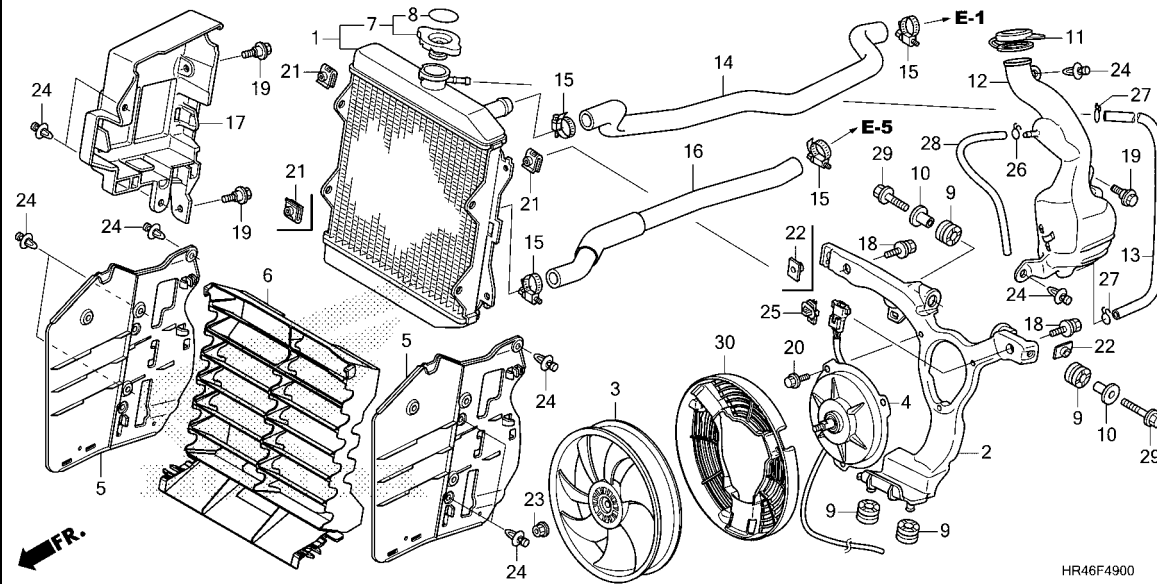
Ref. No.	L.O.N.	(Relative ref. Number) Description	F.R.T.
1	1151C3	RADIATOR	1.0
2	1151H9	STAY, COOLING FAN	1.0
3	1151A6	FAN, COOLING	1.0
4	1151A7	MOTOR, FAN	1.1
5	1151G1	COVER, RADIATOR GRILLE :LEFT	0.2
	1151G2	COVER, RADIATOR GRILLE :RIGHT	0.2
	1151G8	COVER, RADIATOR GRILLE :BOTH	0.4
6	1151B1	GRILLE, RADIATOR	0.3
7	1151B8	CAP, RADIATOR	0.1
12	115110	TANK, RADIATOR RESERVE	0.3
13	1151D6	TUBE, RADIATOR RESERVE	0.3
14	115103	HOSE, RADIATOR :UPPER	0.7
16	115104	HOSE, RADIATOR :LOWER	0.7

Ref. No.	Part No.	Description	Reqd. QTY				Serial No.	Parts catalogue code
			FE1	FE2	FM1	FM2		
			TRX520					
			N	N	N	N		
1	19010-HR3-A21	RADIATOR COMP.(T.RAD)	1	1	1	1	----- NZ	
	19010-HR3-J21		-	1	-	1	----- ED	
2	19015-HR3-A20	STAY, COOLING FAN	1	1	1	1		
3	19020-HN2-003	FAN COMP., COOLING	1	1	1	1		
4	19030-HR3-A21	MOTOR ASSY., FAN	1	1	1	1		
5	19033-HR3-A20	COVER, RADIATOR GRILLE	2	2	2	2		
6	19034-HR6-B00	COVER, RADIATOR GRILLE CENTER	1	1	1	1		
7	19037-GEE-710	CAP COMP., RADIATOR(T.RAD)	1	1	1	1	----- NZ	
	19037-MCA-G61		-	1	-	1	----- ED	
8	19046-PAA-A00	LABEL, RADIATOR CAP	1	1	1	1	----- NZ	
	19046-MCA-G61	LABEL, RADIATOR CAP(T.RAD)	-	1	-	1	----- ED	
9	19051-KA3-830	RUBBER, RADIATOR MOUNTING	4	4	4	4		
10	19052-HR6-MF0	COLLAR, RADIATOR MOUNTING	2	2	2	2		
11	19104-MB0-700	CAP, RESERVE TANK	1	1	1	1		
12	19110-HR3-A20	TANK, RADIATOR RESERVE	1	1	1	1		
13	19111-HR3-A20	TUBE, RADIATOR RESERVE	1	1	1	1		
14	19501-HR3-A20	HOSE, WATER UPPER	1	1	1	1		
15	19503-HN2-A60	BAND, WATER HOSE(27MM)	4	4	4	4		
16	19503-HR5-C80	HOSE, WATER LOWER	1	1	1	1		
17	35620-HR3-A70	HOLDER, EPS ECU	-	1	-	1		
18	90107-HN8-003	BOLT-WASHER, 6X15	2	2	2	2		
19	90111-162-000	BOLT, FLANGE, 6MM	1	3	1	3		
20	90196-MBB-003	BOLT, FLANGE, 5X10	3	3	3	3		
21	90201-KPR-901	NUT, CLIP, 6MM	2	3	2	3		
22	90303-HA0-680	NUT, SPECIAL, 6X7	1	2	1	2		

3

# F-49

# RADIATOR



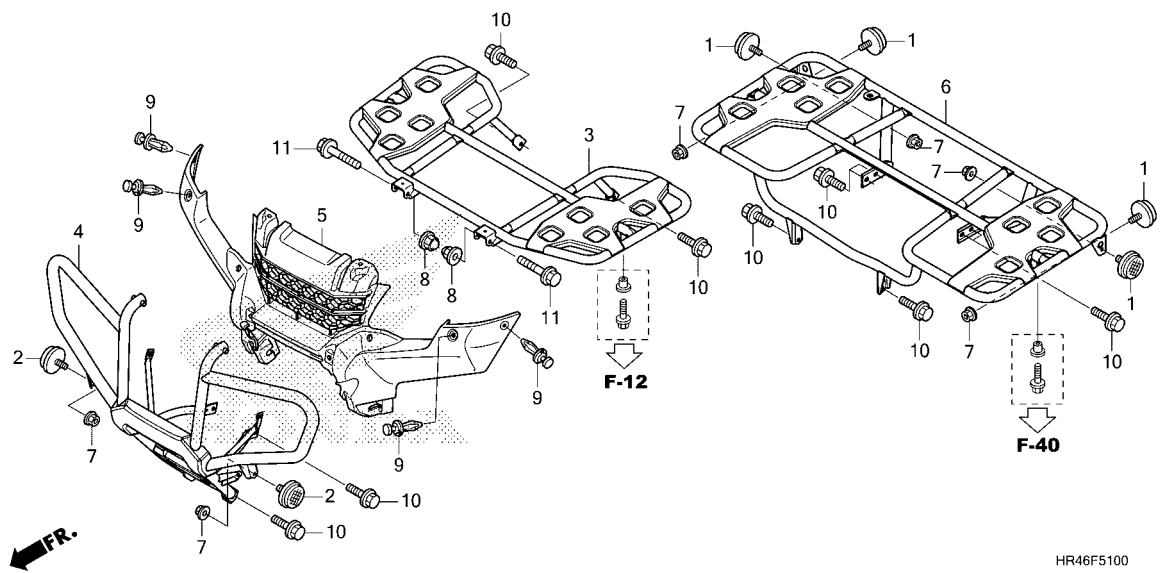
HR46F4900

Ref. No.	Part No.	Description	Reqd. QTY				Serial No.	Parts catalogue code
			FE1	FE2	FM1	FM2		
			TRX520					
			N	N	N	N		
23	90315-MK3-003	NUT, SERRATE, 5MM .....	1	1	1	1		
24	90653-HC4-900	CLIP, MUDGUARD .....	8	10	8	10		
25	91535-STK-003	CLIP, COUPLER(DARK BLUE) .....	1	1	1	1		
26	95002-02080	CLIP, TUBE(B8) .....	1	1	1	1		
27	95002-02100	CLIP, TUBE(B10) .....	2	2	2	2		
28	95003-10023-10	TUBE, VINYL, 5X8X230 (95003-10001-10M)	1	1	1	1		
29	95701-06022-08	BOLT, FLANGE, 6X22 .....	2	2	2	2		
30	19016-HR3-J20	COVER, FAN .....	-	1	-	1	----- ED	



# F-51

# CARRIER



Ref. No.	L.O.N.	(Relative ref. Number) Description	F.R.T.
3	4101H5	CARRIER, LUGGAGE :FRONT .....	0.2
4	4101H3	PIPE, FRONT CARRY .....	0.7
5	4111F8	GRILLE, FRONT .....	0.9
6	4101H6	CARRIER, LUGGAGE :REAR .....	0.2

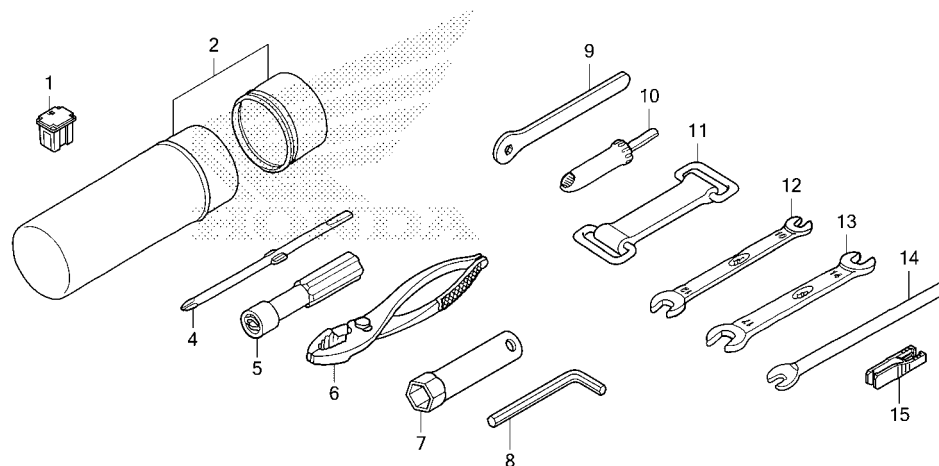
HR46F5100

Ref. No.	Part No.	Description	Reqd. QTY				Serial No.	Parts catalogue code
			FE1	FE2	FM1	FM2		
			TRX520					
			N	N	N	N		
1	33741-HB9-641	REFLECTOR, RR. REFLEX(RED)...	4	4	4	4		
2	33742-HB9-641	REFLECTOR, FR. REFLEX(AMBER)...	2	2	2	2		
3	81100-HR4-CT0ZA	CARRIER, FR. LUGGAGE *NH1*.....BLACK	1	1	1	1		
4	81150-HR4-CT0ZA	PIPE COMP., FR. CARRY *NH1*.....BLACK	1	1	1	1		
5	81170-HR4-A20ZA	GRILLE, FR. *NH1*.....BLACK	1	1	1	1		
6	81300-HR3-HA0ZA	CARRIER, RR. LUGGAGE *NH1*.....BLACK	1	1	1	1		
7	90301-473-003	NUT, U, 6MM(FUSE RASHI).....	6	6	6	6		
8	90301-SA0-000	NUT, FLANGE CAP, 8MM.....	2	2	2	2		
9	90653-HC4-900	CLIP, MUDGUARD.....	4	4	4	4		
10	95701-08016-08	BOLT, FLANGE, 8X16.....	12	12	12	12		
11	95801-08050-07	BOLT, FLANGE, 8X50.....	2	2	2	2		



# F-52

# TOOLS



HR46F5200

Ref. L.O.N. (Relative ref. Number) F.R.T.  
No. Description

NO INFORMATION .....

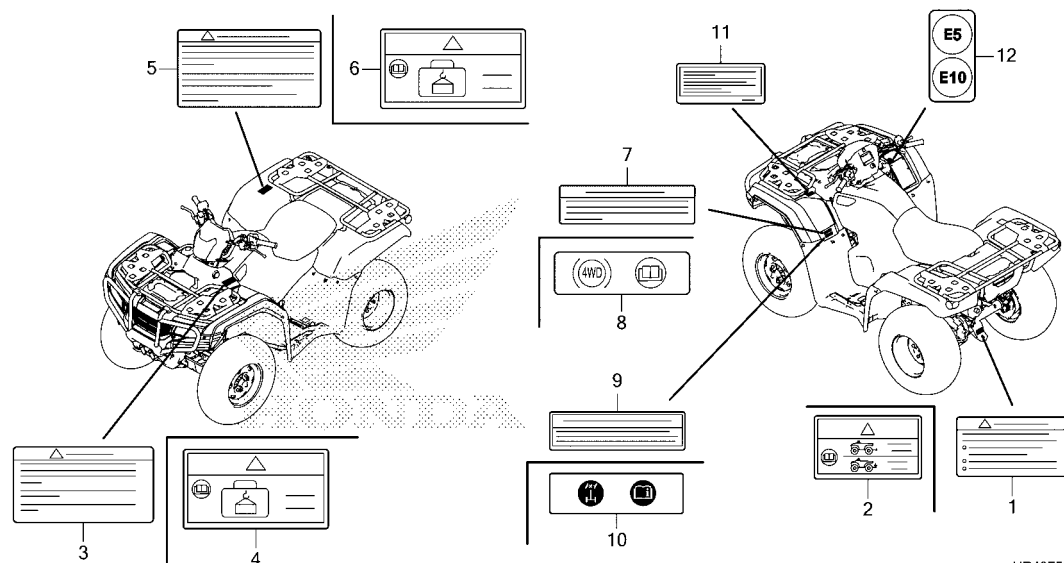
Ref. No.	Part No.	Description	Reqd. QTY				Serial No.	Parts catalogue code
			FE1 N	FE2 N	FM1 N	FM2 N		
1	38211-SNA-A21	FUSE, BLOCK(40A).....	1	1	1	1		
2	83501-152-000	BOX, TOOL .....	1	1	1	1		
4	89102-538-000	DRIVER, SCREW(NO.2 + -).....	1	1	1	1		
5	89103-538-000	GRIP.....	1	1	1	1		
6	89210-GBJ-J00	PLIERS, 135(RIKEN).....	1	1	1	1		
	89210-GBJ-J10	PLIERS, 135(KOWA).....	1	1	1	1		
	99002-13500	PLIERS, 135.....	1	1	1	1		
7	89216-MBN-670	WRENCH, PLUG.....	1	1	1	1		
8	89221-429-000	WRENCH, HEX., 5MM.....	1	1	1	1		
9	89227-HP5-600	TOOL, GEAR CHANGE.....	1	1	-	-		
10	89301-HA0-771	GAUGE, TIRE PRESSURE(KOWA)...	1	1	1	1		
11	95012-11001	BAND A, BATTERY.....	1	1	1	1		
12	99001-10120	SPANNER, 10X12.....	1	1	1	1		
13	99001-14170	SPANNER, 14X17.....	1	1	1	1		
14	99005-02000	BAR B, HANDLE.....	1	1	1	1		
15	38235-S04-003	PULLER, MINI FUSE(SUMITOMO)...	1	1	1	1		





# F-53

# CAUTION LABEL



HR46F5300

Ref. L.O.N. (Relative ref. Number) F.R.T.  
No. Description

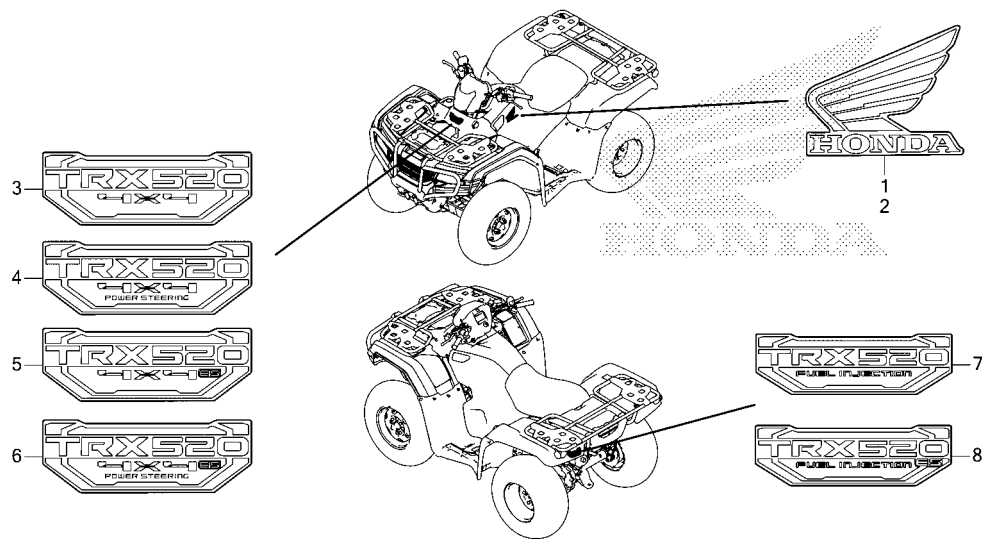
NO INFORMATION .....

3

Ref. No.	Part No.	Description	Reqd. QTY				Serial No.	Parts catalogue code
			FE1	FE2	FM1	FM2		
			N	N	N	N		
1	87508-HN2-B70	LABEL, TRAILER HITCH.....	1	1	1	1	-----	NZ
2	87508-HN2-D10	LABEL, TRAILER HITCH.....	-	1	-	1	-----	ED
3	87511-HR4-A20	LABEL, FR. CARRIER.....	1	1	1	1	-----	NZ
4	87511-HR4-J20	LABEL, FR. CARRIER.....	-	1	-	1	-----	ED
5	87512-HR4-A20	LABEL, RR. CARRIER.....	1	1	1	1	-----	NZ
6	87512-HR4-J20	LABEL, RR. CARRIER.....	-	1	-	1	-----	ED
7	87543-HM7-700	LABEL, BRAKING INFORMATION (4WD)	1	1	1	1	-----	NZ
8	87543-HN8-760	LABEL, BRAKING INFORMATION (4WD)	-	1	-	1	-----	ED
9	87544-HR4-A20	LABEL, DRIVELINE INFORMATION (ENGLISH)	1	1	1	1	-----	NZ
10	87544-HR4-J20	LABEL, DRIVELINE INFORMATION	-	1	-	1	-----	ED
11	87562-HM8-850	LABEL, FRENCH TRANSLATION....	-	1	-	1	-----	ED
12	87576-HL3-S00	LABEL, FUEL.....	-	1	-	1	-----	ED

**F-54**

**MARK**



HR46F5400

Ref. L.O.N. (Relative ref. Number) F.R.T.  
No. Description

NO INFORMATION .....

Ref. No.	Part No.	Description	Reqd. QTY				Serial No.	Parts catalogue code
			FE1	FE2	FM1	FM2		
			N	N	N	N		
1	86201-HR3-WA0ZB	MARK, R. WING(105MM) *TYPE1*	1	1	1	1		
2	86202-HR3-WA0ZB	MARK, L. WING(105MM) *TYPE1*	1	1	1	1		
3	86611-HR4-U60ZA	MARK, FR. CENTER COVER *TYPE1*	-	-	1	-		
4	86611-HR4-U70ZA	MARK, FR. CENTER COVER *TYPE1*	-	-	-	1		
5	86611-HR4-U80ZA	MARK, FR. CENTER COVER *TYPE1*	1	-	-	-		
6	86611-HR4-U90ZA	MARK, FR. CENTER COVER *TYPE1*	-	1	-	-		
7	86801-HR4-U60ZA	MARK, RR. FENDER *TYPE1*	-	-	1	1		
8	86801-HR4-U80ZA	MARK, RR. FENDER *TYPE1*	1	1	-	-		









# PART NO. INDEX

Part Number	Page	Ref.	Part Number	Page	Ref.	Part Number	Page	Ref.	Part Number	Page	Ref.	Part Number	Page	Ref.	Part Number	Page	Ref.
91252-HC5-003	81	49	93000			95000			95701-08016-08	69	14						
		50															
91253-HM7-003	85	21	93404-06020-08	48	44	95002-02080	88	17									
91255-HR0-F01	94	11	93500-04016-0G	65	42		107	26									
91255-KV3-701	69	11	93500-05010-1H	61	22	95002-02100	107	27									
91301-428-003	35	20	93500-05014-0G	65	43	95002-02130	43	37	95701-08022-00	105	28						
91301-KZL-931	61	21	93500-05018-0G	65	44	95002-02650	96	35	95701-08038-08	68	15						
91302-001-020	81	53	93500-05028-0G	65	45	95002-35000	81	57	95701-08045-00	86	30						
		96	93500-06016-0G	65	46		86	27	95701-10060-00	105	29						
91302-377-000	46	6	93600-04012-1G	67	26	95002-40850-08	88	18	95801-06025-00	51	16						
91302-HM7-A00	81	51	93892-05012-08	51	15	95002-41250-08	41	9	95801-06035-00	46	10						
91302-HN5-671	81	52	93893-04012-17	67	27	95003-10023-10	107	28	95801-08045-00	93	18						
91302-KF0-003	43	27	93893-04022-07	65	47	95005-35660-30	81	58	95801-08050-07	108	11						
91303-377-000	47	23	93903-24120	73	34	95005-35725-20	96	36	95801-10065-00	75	13						
91303-679-003	60	7	93903-25110	87	21	95005-45750-20	88	19									
91303-HA0-004	43	28		89	12	95011-63000	87	23	95801-10160-00	69	15						
91303-HM7-A00	81	54	93903-25220	73	28	95012-11001	109	11									
91303-KF0-003	47	24		99	19	95012-13001	99	20									
91304-HA5-003	46	7	93913-25310	63	3	95012-17001	101	12	96000								
91304-HP5-601	52	5	93913-25380	62	10	95014-73100	86	28									
91306-105-690	37	20		68	14	95015-32001	86	29	96001-06016-00	86	31						
91307-KF0-003	43	29				95701-06012-00	48	46	96001-06018-00	43	42						
91307-PLC-004	36	29	94000				65	50	96001-06022-07	67	30						
91308-HN0-A10	47	25				95701-06014-00	48	31	96100-60000-00	52	13						
91308-MC7-000	43	30	94001-06070-0S	65	48		56	31	96100-60030-00	45	26						
91309-425-003	51	13	94002-06000-0S	65	49		60	9	96100-60073-00	96	37						
91310-HR6-B00	48	43	94002-06390-0S	101	11		101	13	96100-62020-00	37	23						
91311-MB0-003	81	55	94030-08000	43	33		103	22	96100-62033-00	53	10						
91313-MB0-003	46	8	94031-12280	71	6	95701-06016-00	48	32	96100-62040-00	56	32						
91313-MN5-004	43	31	94050-06000	67	28		103	23	96100-62050-00	59	8						
	47	26	94050-08000	86	24	95701-06016-08	73	29	96100-63050-00	56	33						
91320-HM7-702	85	22		93	15		99	21	96220-40138	58	26						
	94	12	94050-10000	105	26	95701-06018-00	103	24	96400-10040-00	74	5						
91320-MB0-000	51	14	94102-08800	43	34	95701-06020-00	35	24	96600-06040-10	49	6						
91351-881-000	94	13	94103-04000	62	11		39	6									
91351-HM8-A51	43	32	94109-12000	52	7		58	25	98000								
91351-HR4-A21	81	56	94201-20220	71	7	95701-06020-08	81	59									
91355-759-003	96	34	94201-25200	86	25	95701-06022-00	37	21	98079-5514E	36	27						
91355-HN2-003	86	23	94201-30180	75	11		103	25	98200-41000	103	26						
91413-679-000	60	8		77	25	95701-06022-08	107	29	98200-42000	103	27						
91531-SZ5-003	65	39	94201-30250	69	12	95701-06025-00	41	8	98200-43000	103	28						
91532-HA0-020	65	40		70	10		48	33									
91535-STK-003	104	22		93	16	95701-06025-07	67	29	99000								
	107	25	94201-40400	83	11	95701-06030-00	43	38									
91535-TA0-003	65	41		84	10		87	24	99001-10120	109	12						
	103	32	94251-08000	87	22	95701-06032-00	40	4	99001-14170	109	13						
91535-TF0-003	104	23	94301-08140	35	22	95701-06040-00	48	34	99002-13500	109	6						
91556-SK7-003	98	18		43	35		52	9	99005-02000	109	14						
	104	24		48	28	95701-06050-00	35	25									
91558-SD5-003	91	24		52	8		48	35									
	105	25	94301-10160	46	9	95701-06055-00	43	39									
			94301-12160	35	23	95701-06060-00	43	40									
92000				40	3		52	10									
			94510-12000	48	29	95701-06065-00	36	26									
92800-12000	52	6	94514-34000	75	12	95701-06070-00	52	11									
92900-08025-0B	35	21		77	26	95701-06085-00	52	12									
			94520-42000	69	13	95701-06110-00	43	41									
			94520-68000	86	26	95701-08016-00	37	22									
			94601-15000	43	36	95701-08016-07	103	33									



## PART NAME INDEX

Part name	Page	Ref.	Part name	Page	Ref.	Part name	Page	Ref.
[ A ]			BEARING, NEEDLE, 20X26X12 .....	58	24	BOLT, FLANGE, 5X20 .....	61	3
ACTUATOR ASSY. ....	80	23	BEARING, RADIAL BALL .....	53	8	BOLT, FLANGE, 6MM .....	68	11
ADJUSTER, TENSIONER .....	39	3	BEARING, RADIAL BALL, 32X58X13UU	94	10		73	24
ARM ASSY., L. FR. LOWER .....	75	4	BEARING, RADIAL BALL, 33.5X22X7	45	26		75	8
ARM ASSY., L. FR. UPPER .....	75	7	BEARING, RADIAL BALL, 15X32X9	42	21		76	17
ARM ASSY., R. FR. LOWER .....	75	3	BEARING, RADIAL BALL, 17X35X10	81	45		87	19
ARM ASSY., R. FR. UPPER .....	75	5	BEARING, RADIAL BALL, 22X47X14	59	5		91	19
ARM COMP., GEARSHIFT MASTER ...	57	11	BEARING, RADIAL BALL, 32X28X13	81	42		93	11
ARM COMP., STEERING .....	69	3					94	7
	70	3	BEARING, RADIAL BALL, 32X58X13	81	41		98	14
ARM COMP., SUB GEARSHIFT			BEARING, RADIAL BALL, 35X60X14	96	29	BOLT, FLANGE, 6X10 .....	104	15
			BEARING, RADIAL BALL, 40X85X18	53	9		106	19
ARM COMP., THROTTLE SPINDLE	57	16	BEARING, RADIAL BALL, 45X68X12	81	44	BOLT, FLANGE, 6X110 .....	92	10
ARM, EX. VALVE ROCKER .....	64	14	BEARING, RADIAL BALL, 6000 ...	52	13	BOLT, FLANGE, 6X12 .....	43	41
ARM, IN. VALVE ROCKER .....	37	6	BEARING, RADIAL BALL, 6003 ...	45	26		48	46
ARM, REVERSE ASSISTANT .....	37	5	BEARING, RADIAL BALL, 6004 ...	69	9		65	50
ARM, RR. BRAKE .....	65	27	BEARING, RADIAL BALL, 6007 ...	96	37	BOLT, FLANGE, 6X14 .....	66	21
	85	10	BEARING, RADIAL BALL, 608ZZ ..	43	22		48	31
[ B ]			BEARING, RADIAL BALL, 6202 ...	37	23		56	31
BALL, STEEL, #6 .....	65	37	BEARING, RADIAL BALL, 6203 ...	53	10		60	9
BAND A, BATTERY .....	109	11					101	13
BAND A, OUTBOARD .....	76	1	BEARING, RADIAL BALL, 6204 ...	56	29	BOLT, FLANGE, 6X16 .....	103	22
		2	BEARING, RADIAL BALL, 6205 ...	56	32		48	32
BAND A, YOKE JOINT BOOT .....	95	7	BEARING, RADIAL BALL, 6305 ...	59	8		73	29
BAND B2, BATTERY .....	99	20	BEARING, RADIAL BALL, 63/28U ..	56	33		86	31
BAND B, INBOARD .....	76	5	BEARING, RADIAL BALL, 6806 ...	85	18		99	21
BAND B, OUTBOARD .....	76	3	BEARING, RADIAL BALL, 6807 ...	47	18	BOLT, FLANGE, 6X18 .....	103	23
BAND B, YOKE JOINT BOOT .....	95	8	BEARING, RADIAL BALL, 699ZZ ..	58	22		43	42
BAND F, BATTERY .....	101	12	BODY ASSY., THROTTLE .....	43	23	BOLT, FLANGE, 6X20 .....	103	24
BAND SET .....	64	5	BODY COMP., AIR CLEANER .....	61	8		35	24
BAND, AIR CLEANER CONNECTING			BODY COMP., FRAME .....	91	2		39	6
			BODY SET .....	104	2		58	25
			BOLT-WASHER, 6X12 .....	61	9		81	59
			BOLT-WASHER, 6X15 .....	47	12	BOLT, FLANGE, 6X22 .....	93	12
BAND, AIR CONNECTING TUBE .....	92	13	BOLT-WASHER, 6X20 .....	106	18		37	21
BAND, BOOT .....	91	22	BOLT, 8X17 .....	48	44		67	30
	81	51	BOLT, ARRESTER .....	80	28		103	25
		54	BOLT, CLUTCH ADJUSTING .....	92	11	BOLT, FLANGE, 6X25 .....	107	29
BAND, INSULATOR .....	35	8	BOLT, DRAIN PLUG, 12MM .....	42	15		41	8
		9	BOLT, ENGINE HANGER, 10X148 ..	52	6		48	33
BAND, MUFFLER COVER .....	92	7	BOLT, FLANGE SPECIAL, 8X24.5 ..	104	14		51	16
BAND, SUCTION HOSE .....	104	20	BOLT, FLANGE, 10X160 .....	47	11	BOLT, FLANGE, 6X30 .....	67	29
BAND, TOOL BOX .....	98	8		69	15		43	38
BAND, WATER HOSE .....	106	15	BOLT, FLANGE, 10X35 .....	70	12		87	24
BAND, WIRE .....	101	10	BOLT, FLANGE, 10X39 .....	70	6	BOLT, FLANGE, 6X32 .....	40	4
BAND, WIRE HARNESS .....	68	12	BOLT, FLANGE, 10X40 .....	74	5	BOLT, FLANGE, 6X35 .....	46	10
	103	31	BOLT, FLANGE, 10X44 .....	94	6	BOLT, FLANGE, 6X40 .....	48	34
BAND, WIRE, 165MM .....	103	21	BOLT, FLANGE, 10X45 .....	74	3		52	9
	104	16	BOLT, FLANGE, 10X50 .....	97	3	BOLT, FLANGE, 6X50 .....	35	25
BAR B, HANDLE .....	109	14	BOLT, FLANGE, 10X60 .....	74	3		48	35
BASE, CLAMPER .....	61	18	BOLT, FLANGE, 10X65 .....	97	3	BOLT, FLANGE, 6X55 .....	43	39
BATTERY .....	101	1		105	29	BOLT, FLANGE, 6X60 .....	43	40
BEARING SET, NEEDLE .....	78	1	BOLT, FLANGE, 10X66 .....	75	13		52	10
	95	1	BOLT, FLANGE, 10X96 .....	94	14	BOLT, FLANGE, 6X65 .....	36	26
BEARING, ANGULAR BALL .....	77	24	BOLT, FLANGE, 12X58 .....	80	31	BOLT, FLANGE, 6X70 .....	52	11
BEARING, BALL, 62/22 .....	56	30	BOLT, FLANGE, 5X10 .....	80	31	BOLT, FLANGE, 6X85 .....	52	12
BEARING, NEEDLE, 12X16X10 .....	58	23		97	4	BOLT, FLANGE, 8X16 .....	37	22
BEARING, NEEDLE, 12X18X12 .....	81	46		61	20		69	14
				106	20		70	11

## PART NAME INDEX

Part name	Page	Ref.	Part name	Page	Ref.	Part name	Page	Ref.
BOLT, FLANGE, 8X16 .....	93	17	BRACKET SUB ASSY., L. FR.			CENTER, CLUTCH .....	44	2
	103	33	CALIPER	82	12	CHAIN, CAM .....	39	1
	105	27	BRACKET SUB ASSY., R. FR.			CHAMBER, AIR CLEANER SUB .....	91	5
	108	10	CALIPER	82	17	CIRCLIP .....	67	25
BOLT, FLANGE, 8X18 .....	96	26	BRACKET, BRAKE LEVER .....	64	21	CIRCLIP, 22MM .....	56	28
BOLT, FLANGE, 8X20 .....	82	18	BRACKET, FR. GEAR CASE .....	104	9	CIRCLIP, 7MM .....	45	25
	96	23	BRACKET, HEAD HANGER .....	104	10	CIRCLIP, EXTERNAL, 12MM .....	48	29
BOLT, FLANGE, 8X22 .....	105	28	BRACKET, METER STAY .....	68	5	CIRCLIP, EXTERNAL, 17MM .....	81	38
BOLT, FLANGE, 8X25 .....	80	29	BRUSH SET A, CARBON .....	51	2	CIRCLIP, EXTERNAL, 34MM .....	75	12
BOLT, FLANGE, 8X27 .....	96	24	BRUSH SET B, CARBON .....	51	3		77	26
BOLT, FLANGE, 8X38 .....	68	15	BULB COMP., HEADLIGHT .....	62	8	CIRCLIP, EXTERNAL, 45MM .....	81	36
BOLT, FLANGE, 8X45 .....	86	30	BULB, HEADLIGHT .....	62	9	CIRCLIP, INTERNAL, 35MM .....	81	39
	93	18	BUSH, 17MM .....	55	2	CIRCLIP, INTERNAL, 42MM .....	47	17
BOLT, FLANGE, 8X50 .....	108	11	BUSH, 22MM .....	44	15		69	13
BOLT, FLANGE, 8X55 .....	35	15	BUSH, 22X25X10.2 .....	55	10	CIRCLIP, INTERNAL, 68MM .....	81	37
BOLT, FR. DISK, 8X24 .....	83	8	BUSH, DAMPER .....	74	2		86	26
BOLT, GEARSHIFT DRUM STOPPER				97	1	CIRCLIP, SPECIAL INTERNAL .....	76	20
ARM PIVOT	39	4	BUSH, SPLINE .....	55	13	CLAMPER, FR. BRAKE HOSE .....	66	7
	57	19	BUSH, SPLINE, 25MM .....	55	6	CLAMPER, FUEL HOSE .....	61	19
BOLT, HANDLE LEVER PIVOT .....	65	33	BUSH, STEERING .....	69	2	CLAMP A, FR. BRAKE HOSE .....	66	18
	66	22		70	2	CLAMP A, L. FR. BRAKE HOSE .....	66	8
BOLT, HEX., 6X32 .....	44	16	BUSH, THROTTLE PIVOT .....	64	18	CLAMP A, R. FR. BRAKE HOSE .....	66	5
BOLT, KNOCK, 5MM .....	49	5				CLAMP B, FR. BRAKE HOSE .....	66	6
BOLT, KNOCK, 6MM .....	48	40	[ C ]			CLAMP, BRAKE CABLE .....	64	9
BOLT, OIL, 10X22 .....	66	23	CABLE COMP., FOOT BRAKE .....	93	5	CLAMP, TUBE .....	41	9
BOLT, RECESSED, 5X28 .....	35	16	CABLE COMP., HAND BRAKE .....	64	10		88	18
BOLT, RECESSED, 5X32 .....	35	14	CABLE COMP., THROTTLE .....	64	1	CLIP A .....	66	16
BOLT, SEALING, 8MM .....	80	30	CABLE, BATTERY EARTH .....	101	3	CLIP, 2X70 .....	60	8
	85	15	CABLE, FRAME EARTH .....	101	4	CLIP, AIR HOSE, 21.5 .....	91	16
	96	22	CABLE, FUEL TANK STOPPER .....	87	7	CLIP, CORD .....	98	17
BOLT, SETTING .....	51	6	CABLE, REVERSE ASSIST .....	64	2	CLIP, COUPLER .....	65	41
BOLT, SOCKET, 5X20 .....	47	14	CABLE, STARTER MOTOR .....	101	2		103	32
BOLT, SOCKET, 6X15 .....	76	18	CALIPER SUB ASSY., L. FR. ....	82	11		104	22
BOLT, SOCKET, 6X40 .....	49	6	CALIPER SUB ASSY., R. FR. ....	82	16			23
BOLT, SOCKET, 8MM .....	50	5	CAMSHAFT COMP. ....	37	2	CLIP, HARNESS .....	104	21
BOLT, SPECIAL, 12MM .....	60	5	CAM, DIFFERENTIAL LOCK .....	80	21	CLIP, MUDGUARD .....	68	13
BOLT, SPECIAL, 6MM .....	65	32	CAM, RR. BRAKE .....	85	8		73	26
BOLT, SPECIAL, 6X28 .....	87	17	CAP .....	72	2		87	20
BOLT, STUD, 10X147 .....	52	4	CAP ASSY., FUEL TANK .....	87	8		89	11
BOLT, STUD, 10X177 .....	52	3	CAP ASSY., NOISE SUPPRESSOR ..	102	2		91	20
BOLT, STUD, 10X25 .....	85	16	CAP COMP., RADIATOR .....	106	7		98	16
BOLT, STUD, 8X25 .....	35	21	CAP, 14MM .....	47	13		104	18
BOLT, SWINGARM PIVOT .....	94	4	CAP, BLEEDER .....	82	4		107	24
BOLT, TERMINAL .....	51	7	CAP, FR. COVER .....	73	18		108	9
BOLT, TORX, 6X25 .....	87	18	CAP, MASTER CYLINDER .....	66	11	CLIP, NEEDLE THRUST BEARING,		
BOLT, WHEEL, 10X32 .....	84	7	CAP, PARKING LEVER .....	65	31	12MM	81	40
BOLT, WHEEL, 10X36 .....	83	7	CAP, RESERVE TANK .....	106	11	CLIP, PISTON PIN, 15MM .....	43	36
BOOT B, PROPELLER .....	78	6	CAP, TAPPET ADJUSTING HOLE ...	35	6	CLIP, PISTON PIN, 19MM .....	53	5
BOOT COMP. ....	66	9		78	2	CLIP, SUB TANK HOSE .....	91	15
BOOT SET .....	76	7		95	2	CLIP, TUBE .....	43	37
BOOT SET, INBOARD .....	76	6	CAP, WHEEL CENTER .....	83	5		81	57
BOOT, PIN .....	82	9		84	6		86	27
BOOT, PIN BUSH .....	82	8	CARRIER, FR. LUGGAGE .....	108	3		88	17
BOOT, PROPELLER SHAFT COVER ...	78	7	CARRIER, RR. LUGGAGE .....	108	6		96	35
BOOT, YOKE JOINT .....	95	6	CASE ASSY., THROTTLE LEVER ...	64	13		107	26
BOX, TOOL .....	109	2	CASE SUB ASSY., FINAL GEAR ...	95	10			27
BRACKET COMP., L. STEP .....	93	10	CASE SUB ASSY., FR. FINAL GEAR	78	10	CLIP, TUBE, 3.5 .....	65	39
BRACKET COMP., R. STEP .....	93	9	CASE, AIR CLEANER .....	91	1			





## PART NAME INDEX

Part name	Page	Ref.	Part name	Page	Ref.	Part name	Page	Ref.
CLIP, WIRE HARNESS .....	87	12	COVER, R. HEADLIGHT .....	73	19	[ F ]		
	91	24	COVER, SIDE .....	89	7	FAN COMP., COOLING .....	106	3
	98	18	COVER, TANK .....	89	9	FENDER SET, RR. ....	98	3
	104	1	COVER, THERMOSTAT .....	35	12	FENDER, L. FR. ....	72	14
		24	CRANKCASE COMP., FR. ....	52	1	FENDER, R. FR. ....	72	5
CLIP, WIRE HARNESS, 6MM .....	105	25	CRANKCASE COMP., RR. ....	52	2	FLYWHEEL COMP. ....	49	2
CLUTCH, ONE WAY .....	104	19	CRANKSHAFT COMP. ....	53	1	FOLLOWER SET, CAM .....	80	25
COIL COMP., IGNITION .....	45	27	CUSHION ASSY., FR. ....	74	1	FOLLOWER, CAM .....	37	4
COLLAR A, SPLINE .....	102	1	CUSHION ASSY., RR. ....	97	2	FORK COMP., FR. FINAL CLUTCH ..	79	17
COLLAR B, SPLINE .....	55	5	CUSHION, EPS UNIT .....	103	20	FORK, CENTER GEARSHIFT .....	57	2
COLLAR, 25X28X12.5 .....	55	12	CUSHION, SEAT MOUNTING .....	98	1	FORK, DIFFERENTIAL LOCK .....	80	20
COLLAR, 6X4 .....	55	16	CYLINDER COMP. ....	40	1	FORK, FR. GEARSHIFT .....	57	1
COLLAR, CLUTCH LIFTER .....	48	41	CYLINDER SUB ASSY., FR. BRAKE			FORK, RR. GEARSHIFT .....	57	3
COLLAR, ENGINE HANGER .....	44	8	MASTER	66	10	FUSE, BLOCK .....	102	12
COLLAR, NUMBER BRACKET SETTING	104	7					109	1
	73	23	[ D ]			FUSE, MINI .....	103	26
	98	12	DAMPER, CONNECTOR .....	88	3			27
COLLAR, O-RING .....	46	3						28
COLLAR, RADIATOR MOUNTING .....	87	11	DIAPHRAGM .....	66	13	[ G ]		
	106	10	DIFFERENTIAL ASSY. ....	80	24	GASKET, CYLINDER .....	40	2
COLLAR, SKID PLATE .....	96	20	DIODE .....	102	8	GASKET, CYLINDER HEAD .....	35	3
COLLAR, STOP SWITCH .....	64	7	DIODE ASSY., THREE WAY .....	102	5	GASKET, EX. PIPE .....	92	1
CONDENSER UNIT .....	102	4	DISK, CLUTCH FRICTION .....	44	3	GASKET, HEAD COVER .....	35	5
CONNECTOR, DIODE .....	102	7	DISK, FR. BRAKE .....	83	6	GASKET, WATER PUMP COVER .....	41	2
COTTER, VALVE .....	37	15	DOWEL PIN, 10X16 .....	46	9	GAUGE, OIL LEVEL .....	42	7
COUNTERSHAFT .....	55	3	DOWEL PIN, 5MM .....	81	47	GAUGE, TIRE PRESSURE .....	109	10
COVER ASSY., DRUM .....	85	2	DOWEL PIN, 8X14 .....	35	22	GEAR ASSY., FR. FINAL .....	78	8
COVER ASSY., FR. CRANKCASE .....	42	1		43	35	GEAR ASSY., RR. FINAL .....	95	9
COVER ASSY., FUSE .....	102	11	DRIVER, SCREW .....	109	4	GEAR COMP., DRIVE .....	44	14
COVER ASSY., RR. CRANKCASE .....	47	1	DRIVESHAFT SET, L. FR. ....	76	9	GEAR COMP., STARTING DRIVEN ..	50	2
COVER COMP., CYLINDER HEAD .....	35	4	DRIVESHAFT SET, R. FR. ....	76	8	GEAR, COUNTERSHAFT FIFTH .....	55	18
COVER COMP., OIL FILTER .....	42	2	DRUM ASSY., RR. BRAKE .....	85	13	GEAR, COUNTERSHAFT FIRST .....	55	4
COVER COMP., REDUCTION GEAR .....	42	3	DRUM COMP., GEARSHIFT .....	57	5	GEAR, COUNTERSHAFT FOURTH .....	55	15
COVER COMP., RR. CRANKCASE .....	47	1		58	27	GEAR, COUNTERSHAFT REVERSE .....	55	22
COVER COMP., WATER PUMP .....	41	1	DUCT, SNORKEL .....	91	12	GEAR, COUNTERSHAFT SECOND .....	55	7
COVER SET, FR. CENTER .....	72	16	DUST SEAL, 17X23X3 .....	85	19	GEAR, COUNTERSHAFT THIRD .....	55	11
COVER SET, FUSE .....	102	13		93	14	GEAR, FINAL DRIVE .....	59	2
COVER SET, L. SIDE .....	89	8	DUST SEAL, 30X44X5 .....	69	11	GEAR, FINAL DRIVEN .....	59	3
COVER SET, R. SIDE .....	89	3	DUST SEAL, 41X76X19 .....	85	21	GEAR, FR. PINION .....	78	13
COVER SUB ASSY., FINAL GEAR ...	95	11	DUST SEAL, 44X58X8 .....	85	20	GEAR, FR. RING .....	78	15
COVER SUB ASSY., FR. FINAL			DUST SEAL, 9X16X5 .....	65	38	GEAR, MAINSHAFT FIFTH .....	55	17
GEAR	78	11	DUST SEAL, BRAKE CAM .....	85	7	GEAR, MAINSHAFT FOURTH .....	55	14
COVER, AIR VENT TUBE .....	73	33	DUST SEAL, ENGINE MOUNTING ...	104	5	GEAR, MAINSHAFT THIRD .....	55	9
COVER, ASSIST HEADLIGHT .....	68	6				GEAR, REDUCTION SHAFT .....	42	17
COVER, BODY .....	61	6	[ E ]			GEAR, REVERSE IDLE .....	55	20
COVER, DUST .....	91	10	ELEMENT, AIR CLEANER .....	91	9	GEAR, RR. PINION .....	95	13
COVER, EX. PIPE .....	92	3	ELEMENT, OIL FILTER .....	42	4	GEAR, RR. RING .....	95	14
COVER, FAN .....	107	30	EMBLEM, PRODUCT .....	68	10	GEAR, SHIFT REDUCTION .....	42	18
COVER, L. HANDLE .....	65	24	END COMP., L. TIE ROD .....	71	2	GEAR, STARTER REDUCTION .....	50	4
COVER, L. HANDLE LEVER .....	65	51	END COMP., R. TIE ROD .....	71	1	GRILLE, FR. ....	108	5
COVER, L. HEADLIGHT .....	73	20	EPS UNIT .....	70	5	GRIP .....	109	5
COVER, METER .....	68	7		103	19	GRIP, HANDLE .....	64	19
COVER, MUFFLER .....	92	4				GROMMET, SIDE COVER .....	73	21
		5						22
COVER, MUFFLER LOWER .....	92	6						16
COVER, RADIATOR GRILLE .....	106	5						
COVER, RADIATOR GRILLE CENTER ..	106	6						
COVER, RR. FENDER .....	98	6						
COVER, R. HANDLE LEVER .....	66	20						

## PART NAME INDEX

Part name	Page	Ref.	Part name	Page	Ref.	Part name	Page	Ref.
GROMMET, SIDE COVER .....	89	1	[ J ]			MARK, RR. FENDER .....	111	7
	98	11						8
GROMMET, TA SENSOR .....	91	18	JOINT ASSY., YOKE .....	95	5	MARK, R. WING .....	111	1
GUARD, ANGLE SENSOR .....	48	39	JOINT A, ARM BALL .....	75	6	MAT, L. SIDE COVER .....	89	5
GUARD, ENGINE .....	104	11		76	16	MAT, R. SIDE COVER .....	89	2
GUARD, HANDLE END .....	64	20	JOINT B, BRAKE ARM .....	86	29	METER ASSY., COMBINATION .....	63	2
GUARD, L. FR. INBOARD .....	75	2	JOINT B, WASHER TUBE .....	88	16	MOTOR ASSY., CONTROL .....	42	19
GUARD, L. FR. OUTBOARD .....	76	15	JOINT COMP., INBOARD .....	76	4	MOTOR ASSY., FAN .....	106	4
GUARD, L. SPLASH .....	76	11	JOINT SUB ASSY., FR. FINAL			MOTOR ASSY., STARTER .....	51	1
GUARD, R. FR. INBOARD .....	75	1		78	12	MUDGUARD, L. CENTER .....	98	5
GUARD, R. FR. OUTBOARD .....	76	14	JOINT, BREATHER TUBE .....	104	17	MUDGUARD, R. CENTER .....	98	4
GUARD, R. SPLASH .....	76	10	JOINT, FR. PROPELLER SHAFT ..	78	5	MUFFLER COMP. ....	92	2
GUARD, YOKE JOINT .....	94	1	JOINT, INJECTOR .....	61	10			
GUIDE, BRAKE CABLE .....	64	12				[ N ]		
GUIDE, VALVE .....	35	2	[ K ]			NUT .....	72	3
			KEY, BLANK .....	68	2	NUT-WASHER, 6MM .....	51	12
[ H ]			KEY, SPECIAL WOODRUFF, 25X18 ..	53	7		101	9
HARNESS, WIRE .....	102	6	KNOB COMP., RECOIL STARTER ..	60	4	NUT, AXLE, 20MM .....	83	9
HEADLIGHT ASSY., ASSIST .....	62	6	KNUCKLE ASSY., L. FR. ....	76	13		84	8
HEADLIGHT UNIT, L. ....	62	7	KNUCKLE ASSY., R. FR. ....	76	12	NUT, BEAM ADJUSTING .....	62	4
HEADLIGHT UNIT, R. ....	62	3				NUT, BRAKE ADJUSTING .....	85	12
HEAD COMP., CYLINDER .....	35	1	[ L ]			NUT, CAP, 10MM .....	35	17
HITCH COMP., TRAILER .....	94	2	LABEL, BRAKING INFORMATION ...	110	7	NUT, CASTLE, 12MM .....	75	10
HOLDER ASSY., STEERING SHAFT ..	69	5					76	19
HOLDER COMP., STEERING SHAFT ..	69	1	LABEL, DRIVELINE INFORMATION ..	110	8	NUT, CLIP, 6MM .....	106	21
	70	1				NUT, FLANGE CAP, 8MM .....	108	8
HOLDER, BATTERY .....	98	2	LABEL, FRENCH TRANSLATION ....	110	11	NUT, FLANGE, 10MM .....	35	18
HOLDER, BRUSH .....	51	4	LABEL, FR. CARRIER .....	110	3		105	26
HOLDER, EPS ECU .....	106	17				NUT, FLANGE, 6MM .....	67	28
HOLDER, LEVER BRACKET .....	65	22	LABEL, FUEL .....	110	12		73	25
HOLDER, MASTER CYLINDER .....	66	12	LABEL, RADIATOR CAP .....	106	8	NUT, FLANGE, 8MM .....	86	15
HOLDER, STOP SWITCH SUB CORD ..	65	26	LABEL, RR. CARRIER .....	110	5		92	12
							93	15
HOLDER, THROTTLE CASE .....	64	17	LABEL, TRAILER HITCH .....	110	1	NUT, HEX., 12MM .....	71	6
HOLDER, UPPER HANDLE .....	68	4				NUT, HEX., 6MM .....	65	48
HORN COMP. ....	103	29	LEVER, L. STEERING HANDLE ....	65	25		101	11
HOSE COMP., FR. BRAKE .....	66	2	LEVER, PARKING BRAKE LOCK ....	65	29	NUT, HEX., 8MM .....	43	33
			LEVER, REVERSE STOPPER .....	47	4	NUT, LOCK, 18MM .....	44	18
HOSE COMP., FUEL FEED .....	88	10	LEVER, R. HANDLE .....	66	19	NUT, LOCK, 20MM .....	44	17
HOSE, DRAIN .....	42	11	LEVER, THROTTLE .....	64	15	NUT, LOCK, 60MM .....	80	33
HOSE, WATER BYPASS .....	41	4	LID ASSY., GLOVE BOX .....	72	12	NUT, LOCK, 64MM .....	96	27
			LID ASSY., POCKET .....	73	31	NUT, SELF-LOCK, 10MM .....	69	7
HOSE, WATER LOWER .....	106	16	LID, AIR CLEANER .....	91	3		70	8
HOSE, WATER UPPER .....	106	14	LID, OIL CHECK .....	89	6	NUT, SELF-LOCK, 12MM .....	71	5
HUB COMP., L. RR. ....	84	2	LID, RADIATOR CAP .....	73	17		94	9
HUB COMP., R. RR. ....	84	1	LID, RELAY BOX .....	87	14	NUT, SELF-LOCK, 14MM .....	69	6
HUB SUB ASSY., FR. ....	83	2	LID, TOOL BOX .....	98	7		70	7
			LIGHT ASSY., TAIL & STOP ....	100	1	NUT, SERRATE, 5MM .....	107	23
[ I ]						NUT, SPECIAL, 6X7 .....	104	13
IMPELLER, WATER PUMP .....	42	8	[ M ]				106	22
INDICATOR, BRAKE .....	85	9	MAINSHAFT .....	55	1			
INJECTOR ASSY., FUEL .....	61	15	MARK, FR. CENTER COVER .....	111	3			
INSULATOR .....	51	9						
INSULATOR, THROTTLE BODY .....	35	7						
			MARK, L. WING .....	111	2			

## PART NAME INDEX

Part name	Page	Ref.	Part name	Page	Ref.	Part name	Page	Ref.
NUT, SPEED, 4MM .....	68	9	O-RING, ANGLE SENSOR .....	47	25	PLATE, IDLE AIR CONTROL VALVE •	61	12
NUT, SQUARE, 5MM .....	35	10	O-RING, CONTROL MOTOR .....	43	32	PLATE, SHIFT GUIDE .....	57	7
NUT, TAPPET ADJUSTING .....	37	17	OUTER COMP., CLUTCH .....	44	1	PLATE, SKID .....	96	19
NUT, TIE ROD LOCK .....	71	4			11	PLIERS, 135 .....	109	6
NUT, U, 6MM .....	108	7	OUTER COMP., STARTING CLUTCH •	50	3	PLUG, DUST .....	82	10
NUT, WHEEL .....	83	10				PLUG, FR. FENDER .....	72	10
	84	9	[ P ]			PLUG, GLOVE BOX .....	72	8
[ O ]			PACKING, 8MM .....	80	35	PLUG, PIN .....	82	13
OIL SEAL, 12X22X5 .....	43	24		85	17	PLUG, SPARK .....	36	27
	47	19	PACKING, FUEL CAP .....	87	9	POCKET, SIDE .....	89	4
OIL SEAL, 12X26X7 .....	43	25	PACKING, FUEL PUMP .....	88	11	PROTECTOR, BATTERY .....	98	10
OIL SEAL, 14X24X6 .....	47	20	PACKING, THROTTLE CASE .....	65	40	PROTECTOR, RR. MUFFLER .....	98	9
OIL SEAL, 22X35X7 .....	59	6	PAD SET, FR. BRAKE .....	82	1		99	22
OIL SEAL, 22X48X7 .....	81	49	PANEL SET, RR. BRAKE .....	85	4	PROTECTOR, TANK UNDER HEAT .....	87	3
		50	PEDAL ASSY., BRAKE .....	93	6			4
OIL SEAL, 25X42X7 .....	69	10	PEDAL, GEAR CHANGE .....	93	1	PULLER, MINI FUSE .....	109	15
OIL SEAL, 25X45X7 .....	59	7	PGM-FI UNIT .....	102	18	PULLEY COMP., RECOIL .....	60	3
OIL SEAL, 32X52X9 .....	60	6		103	18	PUMP ASSY., FUEL .....	88	2
OIL SEAL, 35X49X6 .....	96	31	PIN A, DOWEL, 12X16 .....	35	23	PUMP ASSY., OIL .....	46	1
		32		40	3	[ R ]		
OIL SEAL, 39X70X12 .....	96	30	PIN, 10X44 .....	50	1	RADIATOR COMP. ....	106	1
OIL SEAL, 42X58X10 .....	94	11	PIN, FUEL TANK JOINT .....	87	6	RECTIFIER ASSY., REGULATE .....	102	3
OIL SEAL, 8X16X6 .....	47	21	PIN, HANGER .....	82	14	REFLECTOR, FR. REFLEX .....	108	2
OIL SEAL, 9X18X7 .....	43	26	PIN, LOCK, 8MM .....	87	22	REFLECTOR, RR. REFLEX .....	108	1
O-RING .....	88	5	PIN, PISTON .....	53	4	RELAY COMP., POWER .....	102	14
		6	PIN, RETURN SPRING .....	57	15			15
		7	PIN, RING GEAR STOPPER .....	95	15			16
O-RING, 10X2 .....	46	7	PIN, SLIDE .....	82	7	RELAY, DIFFLOCK PULLBACK .....	102	17
O-RING, 11X1.9 .....	43	28	PIN, SPLIT, 2.0X22 .....	71	7	RETAINER .....	88	13
O-RING, 11.5X2.3 .....	60	7	PIN, SPLIT, 2.5X20 .....	86	25			14
O-RING, 13.8X2.5 .....	47	23	PIN, SPLIT, 3.0X18 .....	75	11	RETAINER COMP., BALL .....	42	16
O-RING, 14.7X2.2 .....	46	8		77	25	RETAINER, VALVE SPRING .....	37	13
O-RING, 14.8X1.9 .....	48	43	PIN, SPLIT, 3.0X25 .....	69	12	RING .....	51	8
O-RING, 14.8X2.4 .....	47	24		70	10	RING A, INBOARD SNAP .....	76	21
O-RING, 15X2.5 .....	46	6	PIN, SPLIT, 4.0X40 .....	83	11	RING B, INBOARD SNAP .....	76	22
O-RING, 17.8X1.9 .....	61	14		84	10	RING SET, PISTON .....	53	2
O-RING, 18X3 .....	43	29	PIPE ASSY., L. HOUSING .....	94	5	RING, BACK UP .....	88	8
O-RING, 18.5X2.4 .....	81	55	PIPE COMP., FR. BRAKE .....	66	4	RING, DAMPER .....	85	3
O-RING, 199X3.1 .....	86	23	PIPE COMP., FR. CARRY .....	108	4	RING, FUEL PUMP LOCKING .....	88	15
O-RING, 20.6X1.9 .....	52	5	PIPE, STEERING HANDLE .....	68	3	RING, OUTBOARD SNAP .....	76	23
O-RING, 21.8X2.4 .....	96	34	PIPE, WATER .....	41	3	RING, SEAL .....	61	16
O-RING, 24.4X3.1 .....	51	13	PISTON .....	53	3	RING, STOPPER .....	78	9
O-RING, 30.8MM .....	81	53	PISTON SET, FR. MASTER				95	12
	96	33	CYLINDER	66	15	ROD COMP., PUSH .....	37	7
O-RING, 35.5X3 .....	35	20	PISTON, 32MM .....	82	5	ROD, TIE .....	71	3
O-RING, 38MM .....	81	56	PLATE COMP., CLUTCH CAM .....	42	12	ROLLER, 4X13.8 .....	58	26
O-RING, 4X2 .....	51	14	PLATE COMP., CLUTCH LIFTER ..	42	14	ROPE, RECOIL STARTER .....	60	2
O-RING, 54X2.4 .....	43	27	PLATE COMP., DRIVE .....	44	5	RUBBER C, MOUNTING .....	104	6
O-RING, 66MM .....	94	13	PLATE, BEARING SETTING .....	55	19	RUBBER C, STAND STOPPER .....	87	23
O-RING, 6.3X2.2 .....	61	21	PLATE, CAM FIXING .....	37	3	RUBBER, BATTERY .....	101	7
O-RING, 75X3.2 .....	85	22	PLATE, CLUTCH .....	44	4	RUBBER, CENTER COVER .....	73	30
	94	12	PLATE, CLUTCH CAM .....	42	12	RUBBER, CHANGE PEDAL .....	93	2
O-RING, 7.8X1.9 .....	43	31	PLATE, CLUTCH LIFTER .....	44	7	RUBBER, ENGINE HEAD MOUNTING •	104	3
	47	26	PLATE, CLUTCH PRESSURE .....	44	6	RUBBER, ENGINE LOWER MOUNTING •	104	4
O-RING, 8.2X1.5 .....	43	30	PLATE, DIAPHRAGM .....	66	14	RUBBER, FILTER .....	42	5
O-RING, 9.5X1.5 .....	37	20	PLATE, GEARSHIFT .....	57	12	RUBBER, FUEL FEED HOSE .....	88	12
O-RING, 9.5X1.9 .....	36	29				RUBBER, MAGNETIC SHOCK .....	101	6

## PART NAME INDEX

Part name	Page	Ref.	Part name	Page	Ref.	Part name	Page	Ref.
RUBBER, MUFFLER MOUNTING .....	92	9	SENSOR, OXYGEN .....	92	8	SPACER I, RING GEAR .....	95	17
RUBBER, RADIATOR MOUNTING .....	106	9			14	SPACER, ACCESSORY SOCKET		
RUBBER, SEAT CUSHION .....	90	2	SEPARATOR COMP. ....	66	17	INSIDE	72	9
RUBBER, SIDE COVER SPONGE .....	89	10	SHAFT ASSY., FR. PROPELLER ...	78	4	SPACER, ACCESSORY SOCKET		
RUBBER, SILENCER .....	87	10	SHAFT COMP. A, REVERSE STOPPER	47	3	OUTSIDE	72	7
RUBBER, TAILLIGHT MOUNTING ....	100	2	SHAFT COMP., BALANCER .....	53	6	SPANNER, 10X12 .....	109	12
RUBBER, THERMOSTAT .....	36	28	SHAFT COMP., RR. PROPELLER ...	95	3	SPANNER, 14X17 .....	109	13
			SHAFT COMP., STEERING .....	69	4	SPINDLE COMP., GEARSHIFT .....	57	10
[ S ]				70	4			18
SCREEN, OIL FILTER .....	46	5	SHAFT, DIFFERENTIAL LOCK FORK	80	22	SPINDLE COMP., SUB GEARSHIFT ..	57	17
SCREW-WASHER .....	61	2	SHAFT, FINAL .....	59	1	SPRING ASSY., RR. BRAKE PEDAL ..	93	7
SCREW-WASHER, 4X12 .....	67	27	SHAFT, GEARSHIFT FORK GUIDE ..	57	4	SPRING A, BRAKE ROD .....	86	28
SCREW-WASHER, 4X22 .....	65	47	SHAFT, REVERSE IDLE .....	55	21	SPRING, AIR CLEANER CASE LID ..	91	6
SCREW-WASHER, 5X12 .....	51	15	SHAFT, ROCKER ARM .....	37	8	SPRING, BEAM ADJUSTING .....	62	2
SCREW, BLEEDER .....	82	3	SHAFT, RR. AXLE .....	96	18	SPRING, CAM PLATE SIDE .....	42	13
SCREW, FLAT, 4X12 .....	67	26	SHAFT, SCREW .....	80	18	SPRING, CARBON BRUSH .....	51	5
SCREW, PAN, 4X16 .....	65	42	SHAFT, WATER PUMP .....	42	9	SPRING, CLUTCH .....	44	9
SCREW, PAN, 4X55 .....	62	1	SHIFTER, COUNTERSHAFT SECOND &					10
SCREW, PAN, 5X10 .....	61	22	REVERSE GEAR	55	8	SPRING, CONE DISK .....	44	13
SCREW, PAN, 5X14 .....	65	43	SHIFTER, DRUM .....	57	6	SPRING, DIFFERENTIAL SIDE		
SCREW, PAN, 5X18 .....	65	44	SHIM A .....	80	26	CONED	80	27
SCREW, PAN, 5X28 .....	65	45	SHIM A, DIFFERENTIAL CASE ....	78	16	SPRING, FR. BRAKE SHOE .....	85	14
SCREW, PAN, 6X16 .....	65	46	SHIM A, STOPPER PIN .....	95	16	SPRING, GEARSHIFT RETURN .....	57	14
SCREW, PARKING LEVER PIVOT ....	65	34	SHIM B .....	80	26	SPRING, OIL FILTER ELEMENT		
SCREW, SPECIAL, 6X8 .....	98	13	SHIM B, DIFFERENTIAL CASE ....	78	16	SETTING	42	6
SCREW, TAPPET ADJUSTING .....	37	16	SHIM B, STOPPER PIN .....	95	16	SPRING, PAD .....	82	6
SCREW, TAPPING, 4X8 .....	73	34	SHIM C .....	80	26	SPRING, PARKING BRAKE LEVER ...	65	28
SCREW, TAPPING, 5X10 .....	87	21	SHIM C, DIFFERENTIAL CASE ....	78	16	SPRING, PLUNGER .....	64	11
	89	12	SHIM D .....	80	26	SPRING, RETURN LEVER .....	65	30
SCREW, TAPPING, 5X12 .....	73	28	SHIM D, DIFFERENTIAL CASE ....	78	16	SPRING, REVERSE STOPPER .....	47	5
	99	19	SHIM E .....	80	26	SPRING, RR. BRAKE ARM .....	85	11
SCREW, TAPPING, 5X14 .....	62	10	SHIM E, DIFFERENTIAL CASE ....	79	16	SPRING, SHAFT .....	78	3
	63	3	SHIM F .....	80	26		95	4
	68	14	SHIM F, DIFFERENTIAL CASE ....	79	16	SPRING, SHIFT ARM .....	57	13
SCREW, TORX .....	61	13	SHIM G .....	80	26	SPRING, SHIFT DRUM STOPPER ....	57	9
SCREW, TORX, 5X17 .....	61	5	SHIM G, DIFFERENTIAL CASE ....	79	16	SPRING, STOP SWITCH .....	93	4
SCREW, TORX, 5X8.7 .....	61	4	SHIM H, DIFFERENTIAL CASE ....	79	16	SPRING, THROTTLE RETURN .....	64	16
SEAL SET, PISTON .....	82	2	SHIM I, DIFFERENTIAL CASE ....	79	16	SPRING, VALVE INNER .....	37	12
SEAL, AIR CLEANER COVER .....	91	4	SHIM J, DIFFERENTIAL CASE ....	79	16	SPRING, VALVE OUTER .....	37	11
SEAL, DUST, 51.5X68.2X10.5 ....	81	48	SHIM K, DIFFERENTIAL CASE ....	79	16	STARTER ASSY., RECOIL .....	60	1
SEAL, EX. VALVE STEM .....	37	1	SHIM L, DIFFERENTIAL CASE ....	79	16	STATOR COMP. ....	49	3
SEAL, FR. FENDER .....	72	11	SHIM M, DIFFERENTIAL CASE ....	79	16	STAY COMP., COUPLER .....	104	12
SEAL, GLOVE BOX .....	72	13	SHIM N, DIFFERENTIAL CASE ....	79	16	STAY COMP., FUEL TANK .....	87	5
SEAL, MECHANICAL .....	42	10	SHIM O, DIFFERENTIAL CASE ....	79	16	STAY, COOLING FAN .....	106	2
SEAL, POCKET .....	73	32	SHIM P, DIFFERENTIAL CASE ....	79	16	STAY, COUPLER .....	104	8
SEAL, PROPELLER .....	81	52	SHIM Q, DIFFERENTIAL CASE ....	79	16	STAY, ECU .....	87	13
SEAL, RELAY BOX .....	87	15	SHIM R, DIFFERENTIAL CASE ....	79	16	STAY, HARNESS CLAMPER .....	61	7
SEAT COMP. ....	90	1	SHOE SET, BRAKE .....	85	1	STAY, HARNESS CLIP .....	60	10
SEAT, VALVE SPRING .....	37	14	SLEEVE, DIFFERENTIAL LOCK ....	80	19	STAY, HORN .....	103	30
SENSOR ASSY., AIR TEMPERATURE ..	91	17	SLEEVE, FR. FINAL CLUTCH ....	78	14	STAY, METER COVER .....	68	8
SENSOR ASSY., ANGLE .....	47	10	SOCKET COMP., ACCESSORY .....	72	4	STAY, PARKING BRAKE STOPPER ...	65	23
	48	38	SPACER A, RING GEAR .....	95	17	STEP .....	93	8
	102	10	SPACER B, RING GEAR .....	95	17	STOPPER COMP., GEARSHIFT DRUM ..	57	8
SENSOR ASSY., BANK ANGLE .....	47	9	SPACER C, RING GEAR .....	95	17	STOPPER, L. BEARING .....	96	21
SENSOR ASSY., SPEED .....			SPACER D, RING GEAR .....	95	17	STOPPER, TERMINAL .....	51	10
SENSOR ASSY., WATER			SPACER E, RING GEAR .....	95	17	STRAINER SET, FUEL .....	88	1
TEMPERATURE	35	13	SPACER F, RING GEAR .....	95	17	STRAINER, OIL .....	46	2
SENSOR SET .....	61	1	SPACER G, RING GEAR .....	95	17	SUB HARNESS, ACCESSORY .....	102	9
			SPACER H, RING GEAR .....	95	17	SUB HARNESS, ENGINE .....	47	6

## PART NAME INDEX

Part name	Page	Ref.	Part name	Page	Ref.	Part name	Page	Ref.
SUB HARNESS, FR. ....	63	1	WASHER, ANCHOR PIN .....	85	5			
SUB HARNESS, HEADLIGHT .....	62	5	WASHER, CONICAL SPRING .....	82	15			
SWINGARM ASSY., RR. ....	94	3	WASHER, DRAIN PLUG, 12MM .....	52	7			
SWITCH ASSY., CHANGE .....	47	8	WASHER, DRUM STOPPER .....	39	5			
SWITCH ASSY., DIFFERENTIAL				57	20			
LOCK	64	8	WASHER, LOCK, 6MM .....	65	35			
SWITCH ASSY., ELECTRIC SHIFT ..	64	3	WASHER, OIL BOLT .....	48	42			
SWITCH ASSY., FR. STOP .....	64	6		67	24			
	66	1	WASHER, PLAIN, 4MM .....	62	11			
SWITCH ASSY., HORN .....	64	4	WASHER, PLAIN, 8MM .....	43	34			
SWITCH ASSY., IGNITION .....	68	1	WASHER, SEALING, 6MM .....	37	19			
SWITCH ASSY., LIGHTING &				41	7			
ENGINE STARTER	64	3	WASHER, SEALING, 8MM .....	47	16			
SWITCH ASSY., NEUTRAL .....	48	37	WASHER, SPECIAL, 17MM .....	56	24			
SWITCH ASSY., RR. STOP .....	93	3	WASHER, SPECIAL, 18MM .....	44	21			
SWITCH ASSY., STARTER MAGNETIC	101	5	WASHER, SPLINE, 22MM .....	56	25			
			WASHER, SPRING .....	37	18			
[ T ]			WASHER, SPRING, 6MM .....	101	8			
TANK COMP., FUEL .....	87	2	WASHER, THRUST, 12MM .....	47	15			
TANK, RADIATOR RESERVE .....	106	12	WASHER, THRUST, 15MM .....	58	21			
TENSIONER COMP., CAM CHAIN .....	39	2	WASHER, THRUST, 12X23X2 .....	42	20			
THERMOSTAT ASSY. ....	36	30	WASHER, THRUST, 17MM .....	69	8			
TIRE .....	83	4	WASHER, THRUST, 20MM .....	70	9			
	84	4		56	26			
TOOL, GEAR CHANGE .....	109	9	WASHER, THRUST, 22X45X0.8 .....	45	23			
TRAY, FUEL TANK .....	87	1	WASHER, THRUST, 29X40X2 .....	44	22			
TUBE, 3.5X660 .....	81	58	WEIGHT SET, CLUTCH .....	44	12			
TUBE, 3.5X725 .....	96	36	WHEEL SUB ASSY., FR. ....	83	3			
TUBE, 4.5X750 .....	88	19	WHEEL SUB ASSY., RR. ....	84	3			
TUBE, AIR CLEANER CONNECTING ..	91	8	WRENCH, HEX., 5MM .....	109	8			
TUBE, AIR CLEANER DRAIN .....	91	7	WRENCH, PLUG .....	109	7			
TUBE, BREATHER .....	85	6						
	91	14						
TUBE, RADIATOR RESERVE .....	106	13						
TUBE, SNORKEL .....	91	11						
TUBE, SUB CHAMBER CONNECTING ..	91	13						
TUBE, TANK BREATHER .....	88	9						
TUBE, VINYL, 5X8X230 .....	107	28						
[ V ]								
VALVE ASSY., RELIEF .....	46	4						
VALVE SET, IDLE AIR CONTROL .....	61	11						
VALVE, EX. ....	37	10						
VALVE, IN. ....	37	9						
VALVE, RIM .....	83	1						
	84	5						
[ W ]								
WASHER .....	51	11						
WASHER B, THRUST, 22MM .....	56	27						
WASHER C, THRUST, 25MM .....	59	4						
WASHER, 10MM .....	35	19						
WASHER, 17.5MM .....	93	13						
WASHER, 66X107X1.6 .....	44	20						
WASHER, 66X124X1.0 .....	44	19						
WASHER, 9X20 .....	65	36						



---

**1**

**FOREWORD INDEX**

---

**2**

**ENGINE GROUP**

---

**3**

**FRAME GROUP**

---

**4**

**PART NUMBER INDEX**

---

**5**

**PART NAME INDEX**

---

**HONDA**  
The Power of Dreams





# PARTS CATALOGUE NEWS

Honda Motor Co., Ltd.

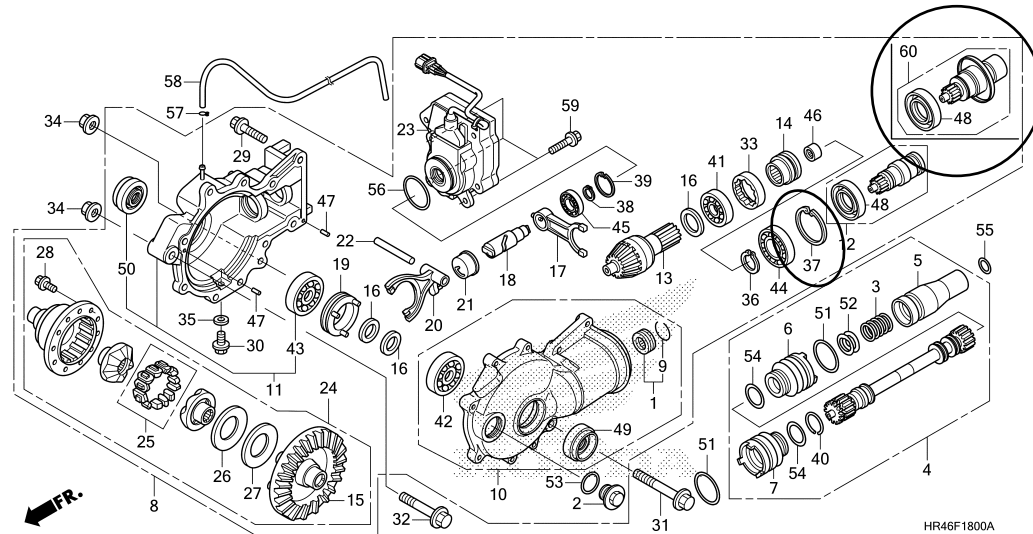
## PARTS CATALOGUE - CORRECTED

CODE NO.	13HR4N01
PARTS CATALOGUE NEWS	TRX520FE1/FE2/FM1/FM2 TRX520FE1 N TRX520FE2 N TRX520FM1 N TRX520FM2 N
NEWS NO.	001

Block No.	Ref. No.	Note	Part No.	Description	Reqd. QTY	Serial No.	Parts catalogue code
					TRX520 FE1 FE2 FM1 FM2 N N N N		

### F-18 FRONT FINAL GEAR

Ref. No.	(Relative ref. Number) Description	FRT
12	(48, 60) 2131NO JOINT, FINAL CLUTCH .....	2. 2



F-18	8	41400-HR4-A21	GEAR ASSY., FR. FINAL.....	1	- - -	-----	N4850060
				-	1	- - -	----- N4875120 NZ

NOTE A:PART NO. CHANGE D:NEWLY PROVIDED E:PART NO. DELETION K:REQUIRED NO. CORRECTION L:APPLICATION SERIAL NO. CORRECTION  
M:PART DESCRIPTION CORRECTION T:APPLICATION CORRECTION Z:REMARKS CHANGE

PARTS CATALOGUE NEWS

BOOKNo. :13HR4N01

Block No.	Ref. No.	Note	Part No.	Description	Reqd. QTY				Serial No.	Parts catalogue code
					FE1 N	FE2 N	FM1 N	FM2 N		
					-	-	1	-	----- N4800060	
		A	41400-HR4-CT1	.....	1	-	-	-	N4850061 -----	
					-	1	-	-	-----	ED
					-	1	-	-	N4875121 -----	NZ
					-	-	1	-	N4800061 -----	
					-	-	-	1		
	10		41411-HR4-A21	CASE SUB ASSY., FR. FINAL GEAR	1	-	-	-	----- N4850060	
					-	1	-	-	----- N4875120	NZ
					-	-	1	-	----- N4800060	
		A	41411-HR5-CC1	.....	1	-	-	-	N4850061 -----	
					-	1	-	-	-----	ED
					-	1	-	-	N4875121 -----	NZ
					-	-	1	-	N4800061 -----	
					-	-	-	1		
	12	L	41500-HR4-CT1	JOINT SUB ASSY., FR. FINAL CLUTCH. ....	1	-	-	-	N4850061 -----	
					-	1	-	-	-----	ED
					-	1	-	-	N4875121 -----	NZ
					-	-	1	-	N4800061 -----	
					-	-	-	1		
	24		42400-HR4-A21	DIFFERENTIAL ASSY. (42T)....	1	-	-	-	----- N4850060	
					-	1	-	-	----- N4875120	NZ
					-	-	1	-	----- N4800060	
		A	42400-HR6-MF1	.....	1	-	-	-	N4850061 -----	
					-	1	-	-	-----	ED

NOTE A:PART NO. CHANGE D:NEWLY PROVIDED E:PART NO. DELETION K:REQUIRED NO. CORRECTION L:APPLICATION SERIAL NO. CORRECTION  
M:PART DESCRIPTION CORRECTION T:APPLICATION CORRECTION Z:REMARKS CHANGE

PARTS CATALOGUE NEWS

BOOKNo. :13HR4N01

Block No.	Ref. No.	Note	Part No.	Description	Reqd. QTY				Serial No.	Parts catalogue code
					FE1 N	FE2 N	FM1 N	FM2 N		
					-	1	-	-	N4875121 -----	NZ
					-	-	1	-	N4800061 -----	
					-	-	-	1		
	48		91251-HR4-A21	SEAL, DUST, 51.5X72X9.....	1	-	-	-	----- N4850060	
					-	1	-	-	----- N4875120	NZ
					-	-	1	-	----- N4800060	
		A	91251-HR6-MF1	SEAL, DUST, 51.5X68.2X10.5.....	1	-	-	-	N4850061 -----	
					-	1	-	-	-----	ED
					-	1	-	-	N4875121 -----	NZ
					-	-	1	-	N4800061 -----	
					-	-	-	1		
	60	L	41500-HR4-A21	JOINT SUB ASSY., FR. FINAL CLUTCH	1	-	-	-	----- N4850060	
					-	1	-	-	----- N4875120	NZ
					-	-	1	-	----- N4800060	

NOTE A:PART NO. CHANGE D:NEWLY PROVIDED E:PART NO.DELETION K:REQUIRED NO. CORRECTION L:APPLICATION SERIAL NO. CORRECTION  
M:PART DESCRIPTION CORRECTION T:APPLICATION CORRECTION Z:REMARKS CHANGE



# PARTS CATALOGUE NEWS

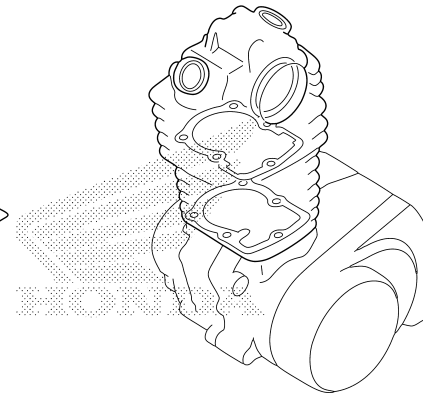
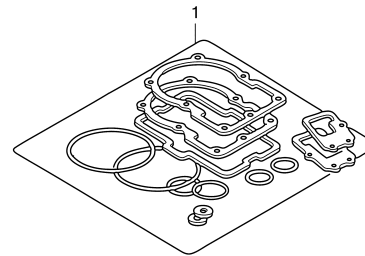
Honda Motor Co., Ltd.

## PARTS CATALOGUE - CORRECTED

CODE NO.	13HR4N01
PARTS CATALOGUE NEWS	TRX520FE1/FE2/FM1/FM2 TRX520FE1 N TRX520FE2 N TRX520FM1 N TRX520FM2 N
NEWS NO.	002

Block No.	Ref. No.	Note	Part No.	Description	Reqd. QTY				Serial No.	Parts catalogue code
					FE1	FE2	FM1	FM2		

EOP-1 GASKET KIT A



HR46X0100

EOP-1	1	D	06111-HR4-A60	GASKET KIT A.....	1	1	1	1		
		D	12191-HR6-B01	GASKET, CYLINDER.....	1	1	1	1		

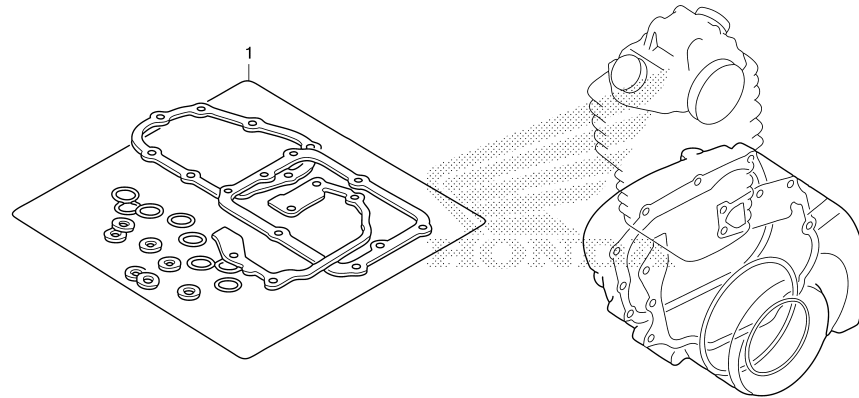
NOTE A:PART NO. CHANGE D:NEWLY PROVIDED E:PART NO. DELETION K:REQUIRED NO. CORRECTION L:APPLICATION SERIAL NO. CORRECTION  
M:PART DESCRIPTION CORRECTION T:APPLICATION CORRECTION Z:REMARKS CHANGE

PARTS CATALOGUE NEWS

BOOKNo. :13HR4N01

Block No.	Ref. No.	Note	Part No.	Description	Reqd. QTY				Serial No.	Parts catalogue code
					FE1 N	FE2 N	FM1 N	FM2 N		
		D	12251-HR6-B01	GASKET, CYLINDER HEAD.....	1	1	1	1		
		D	12315-HR0-F01	GASKET, HEAD COVER.....	1	1	1	1		
		D	18291-MN4-920	GASKET, EX. PIPE.....	1	1	1	1		
		D	90441-706-000	WASHER, SEALING, 6MM.....	2	2	2	2		
		D	91301-428-003	O-RING, 35. 5X3 (NOK).....	2	2	2	2		
		D	91306-105-690	O-RING, 9. 5X1. 5.....	2	2	2	2		
		D	91307-PLC-004	O-RING, 9. 5X1. 9 (PANASONIC)....	1	1	1	1		

EOP-2 GASKET KIT B



HR46X0200

EOP-2	1	D	06112-HR3-A90	GASKET KIT B.....	1	1	-	-		
		D	06112-HR5-A70	.....	-	-	1	1		
		D	19226-HP5-600	GASKET, WATER PUMP COVER.....	1	1	1	1		
		D	90441-706-000	WASHER, SEALING, 6MM.....	1	1	1	1		
		D	90495-MN5-000	WASHER, SEALING, 8MM.....	-	-	1	1		

NOTE A:PART NO. CHANGE D:NEWLY PROVIDED E:PART NO. DELETION K:REQUIRED NO. CORRECTION L:APPLICATION SERIAL NO. CORRECTION  
M:PART DESCRIPTION CORRECTION T:APPLICATION CORRECTION Z:REMARKS CHANGE

PARTS CATALOGUE NEWS

BOOKNo. :13HR4N01

Block No.	Ref. No.	Note	Part No.	Description	Reqd. QTY				Serial No.	Parts catalogue code
					FE1 N	FE2 N	FM1 N	FM2 N		
		D	90545-MC0-000	WASHER, OIL BOLT.....	1	1	-	-		
		D	91301-HR3-A40	O-RING, 58X3.....	1	1	1	1		
		D	91302-377-000	O-RING, 15X2.5.....	1	1	1	1		
		D	91302-KF0-003	O-RING, 54X2.4 (ARAI).....	1	1	1	1		
		D	91303-377-000	O-RING, 13.8X2.5.....	1	1	1	1		
		D	91303-679-003	O-RING, 11.5X2.3 (ARAI).....	1	1	1	1		
		D	91303-HA0-003	O-RING, 11X1.9 (ARAI).....	1	1	1	1		
		D	91303-HA0-004	O-RING, 11X1.9 (NOK).....	1	1	1	1		
		D	91303-KF0-003	O-RING, 14.8X2.4 (ARAI).....	1	1	1	1		
		D	91304-HA5-003	O-RING, 10X2 (ARAI).....	1	1	1	1		
		D	91304-HP5-601	O-RING, 20.6X1.9.....	1	1	1	1		
		D	91307-KF0-003	O-RING, 18X3 (ARAI).....	1	1	1	1		
		D	91308-HN0-A10	O-RING, ANGLE SENSOR.....	1	1	-	-		
		D	91308-MC7-000	O-RING, 8.2X1.5.....	1	1	1	1		
		D	91309-425-003	O-RING, 24.4X3.1 (ARAI).....	1	1	1	1		
		D	91310-HR6-B00	O-RING, 14.8X1.9.....	1	1	-	-		
		D	91313-MB0-003	O-RING, 14.7X2.2 (ARAI).....	1	1	1	1		
		D	91313-MN5-004	O-RING, 7.8X1.9 (NOK).....	2	2	2	2		
		D	91351-HM8-A51	O-RING, CONTROL MOTOR.....	1	1	-	-		
		D	94109-12000	WASHER, DRAIN PLUG, 12MM.....	1	1	1	1		

NOTE A:PART NO. CHANGE D:NEWLY PROVIDED E:PART NO.DELETION K:REQUIRED NO. CORRECTION L:APPLICATION SERIAL NO. CORRECTION  
M:PART DESCRIPTION CORRECTION T:APPLICATION CORRECTION Z:REMARKS CHANGE



# PARTS CATALOGUE NEWS

Honda Motor Co., Ltd.

## PARTS CATALOGUE - CORRECTED

CODE NO.	13HR4N01
PARTS CATALOGUE NEWS	TRX520FE1/FE2/FM1/FM2 TRX520FE1 N TRX520FE2 N TRX520FM1 N TRX520FM2 N
NEWS NO.	003

Block No.	Ref. No.	Note	Part No.	Description	Reqd. QTY				Serial No.	Parts catalogue code
					FE1	FE2	FM1	FM2		
E-15	2	E	13011-HR6-305	*PART NO. DELETION	N	N	N	N		
		E	13012-HR6-305	*PART NO. DELETION						
	3	E	13102-HR6-305	*PART NO. DELETION						
		E	13103-HR6-305	*PART NO. DELETION						

NOTE A:PART NO. CHANGE D:NEWLY PROVIDED E:PART NO. DELETION K:REQUIRED NO. CORRECTION L:APPLICATION SERIAL NO. CORRECTION  
M:PART DESCRIPTION CORRECTION T:APPLICATION CORRECTION Z:REMARKS CHANGE