

# ***TRX520FA6 / TRX520FA7***

**TRX520FA6<sub>L</sub>**  
**TRX520FA6<sub>M</sub>**  
**TRX520FA6<sub>N</sub>**  
**TRX520FA7<sub>L</sub>**  
**TRX520FA7<sub>M</sub>**  
**TRX520FA7<sub>N</sub>**

**PARTS CATALOGUE**

**3**

---

**FOREWORD INDEX**

**1**

---

**ENGINE GROUP**

**2**

---

**FRAME GROUP**

**3**

---

**PART NUMBER INDEX**

**4**

---

**PART NAME INDEX**

**5**

---



## Instruction for use of parts catalogue

- **This parts catalogue has been created as of July 10, 2021.**
  - Since this date, the sales practice for repair parts may have been changed or the parts may have been eliminated (listed for those not for sale).
  - The modified information is reflected on the latest Electronic Parts Catalogue (EPC). Also, refer to the parts catalogue news for any change.
  - See the parts catalogue news for any revision that is made after July 10, 2021.
- **Always specify the part number when ordering a part.**
  - Check the model, type, serial numbers, color, maker, and the size as needed before ordering a part.
  - Note that the illustrations (part drawings) can differ from the actual parts in shape. They are given just to help you to refer to the parts.
- **When modifications or additions to this parts catalogue are made, a revised edition will be issued at an appropriate time, with successively progressing revision numbers on the cover. We recommend obtaining such revisions in order to keep your parts catalogue up-to-date at all times. To check whether a parts catalogue revision has been issued, please contact your Honda distributor.**

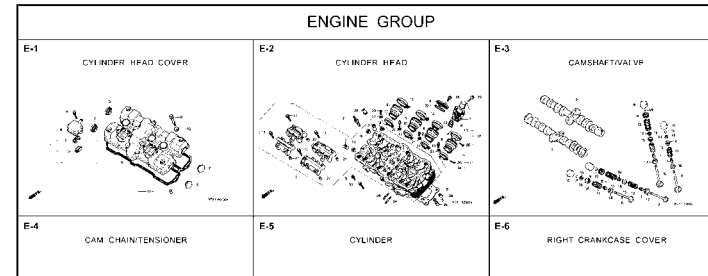
Initial version issue date  
June 01, 2019  
**Honda Motor Co., Ltd.**

## CONTENTS

	Page
• Instruction for use of parts catalogue .....	1
• How to refer to the part information .....	2
• Part catalogue structure.....	3
• When the parts were revised.....	5
• Abbreviations used in the parts catalogue.....	5
• Part block and serial number check.....	6
• Color label attachment position check.....	6
• Models, parts catalogue codes and applicable serial numbers .....	7
• Color label.....	8
• Color chart.....	9
• Fuel hose, general purpose hoses and vinyl hose.....	22
• FLAT RATE SERVICE TIME .....	26
• Illustrated index .....	32
• ENGINE GROUP .....	40
• FRAME GROUP.....	75
• PART NO. INDEX.....	133
• PART NAME INDEX.....	138

## How to refer to the part information

### A Reference with "Illustrated index"

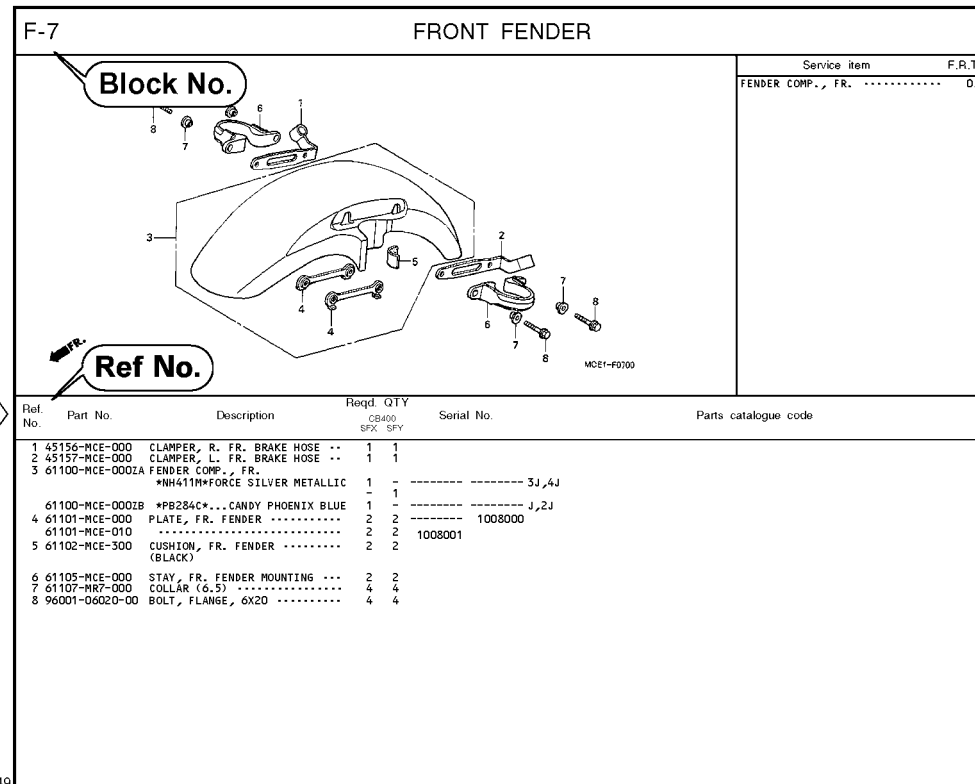


### B Reference with "Part number index"

PART NO. INDEX			
Part Number	Page	Ref.	
04000			13323-MY9-751 28 10
			13324-MY9-751 28 10
04911-MCE-000	26	1	13325-MY9-751 28 10
			13327-MY9-751 28 10
06000			14000
06405-MY5-P00	67	3	14100-MCE-000 13 2
06405-MY5-P10	67	3	14200-MCE-000 13 3
06410-MY9-860	56	1	14321-MCE-000 16 2
06435-MCE-006	55	1	14401-MCE-003 16 3
06451-166-405	51	2	14510-MCE-000 16 4
06451-443-405	55	2	14520-MY9-691 16 5
06451-MA7-405	51	1	14524-MY9-690 16 6
06455-MCE-006	51	3	14546-MCE-000 16 7
			14620-MY9-691 16 8
			14711-MCE-000 13 4
11000			14712-MCE-000 13 5
11210-MCE-000	25	1	14721-MCE-000 13 6
11330-MCE-305	18	1	14722-MCE-000 13 7
11333-RF5-000	22	1	14730-MCE-000 13 8
11335-MCE-000	18	2	14731-MCE-000 13 9
11360-MCE-000	25	1	14731-MY9-751 13 10
11365-MCE-000	25	2	14731-KY2-000 13 11
11396-MY9-000	18	3	14751-MCE-000 13 12
11631-MCE-000	21	1	14761-MCE-000 13 13
11691-MY9-000	21	2	

### C Reference with "Part name index"

PART NAME INDEX			
Part name	Page	Ref.	Pe
[ A ]			
ADJUSTER, CHAIN	67	5	BOLT, CHANGE
ARM COMP., GEAR CHANGE	64	3	BOLT, CLUTCH
ARM, L. MAIN STEP	65	8	BOLT, CONNECT
ARM, L. PILLION STEP	65	12	BOLT, DISK, 4
ARM, R. MAIN STEP	65	5	BOLT, DRAIN F
ARM, R. PILLION STEP	65	11	BOLT, FLANGE
AUTO COCK ASSY., FUEL	53	2	BOLT, FLANGE,
AXLE, FR. WHEEL	52	5	BOLT, FLANGE,
AXLE, RR. WHEEL	56	3	BOLT, FLANGE,
[ B ]			
BAG, AIR PRESSURE GAUGE	77	4	BOLT, FLANGE,
BAG, SERVICE BOOK	77	1	BOLT, FLANGE,
BAG, TOOL	77	3	BOLT, FLANGE,
BALL, STEEL	65	20	BOLT, FLANGE,
BAND A, INSULATOR	11	11	BOLT, FLANGE,
BAND B, INSULATOR	11	12	BOLT, FLANGE,
BAND, AIR CLEANER CONNECTING TUBE	62	22	BOLT, FLANGE,
BAND, U-LOCK	70	3	BOLT, FLANGE,
BAND, WIRE	26	14	
	43	21	
	74	18	



Page No.

2000.09.01 E

## Part catalogue structure

F-7		FRONT FENDER		Service item F.R.T.	
				FENDER COMP., FR. .... 0.3	
1	45156-MCE-000	CLAMPER, R. FR. BRAKE HOSE ..	1	1	
2	45157-MCE-000	CLAMPER, L. FR. BRAKE HOSE ..	1	1	
3	61100-MCE-000ZA	FENDER COMP., FR.	1	-	----- 3J,4J
		*NH411M*FORCE SILVER METALLIC	-	1	
	61100-MCE-000ZB	*PB284C*...CANDY PHOENIX BLUE	1	-	----- J,2J
4	61101-MCE-000	PLATE, FR. FENDER .....	2	2	1008000
	61101-MCE-010	.....	2	2	1008001
5	61102-MCE-300	CUSHION, FR. FENDER .....	2	2	
		(BLACK)			

① Block title ② Block number

③ Service item/Flat rate time

④ Reference number

- Title number marked with the parenthesis or parentheses indicates that it continues from the previous page.

⑤ Part number ⑥ Honda color code

⑦ Description

⑧ Assemblies

- Sections framed with broken lines in the exploded view drawings are available as complete assemblies. (Their individual parts can also be obtained.)

⑨ Color description

⑩ Note

- Notes are shown with the parentheses in the part name column.

⑪ Required quantity

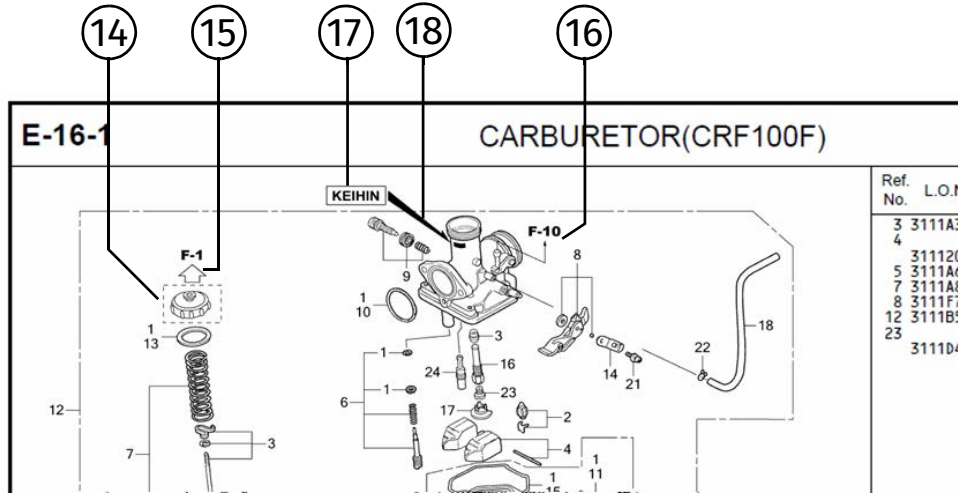
- Reqd. QTY shown in the parenthesis or parentheses indicates the optional part.
- Reqd. QTY marked with "N" indicates the optional part that should be selected as needed.
- Reqd. QTY indicates the number of the part used in the block.

⑫ Serial number

⑬ Parts catalogue code

- When the parts catalogue code column is blank, it indicates that the part is applicable to all codes.

1



⑭   
 • Parts enclosed within a dotted line are covered in a different block.

⑮   
 • A hollow arrow indicates the block No. for the parts enclosed within a dotted line .


⑯   
 • A solid arrow indicates the block No. the part in question is connected to.

⑰ **Replacement Identification Information for Designated Part No.**

⑱ **Location of Replacement Identification Information for Designated Part No.**

- If an arrow mark is indicated in 18, the part is incompatible with a different part No.
- Make sure to order the part of the same manufacture, including the component part.
- To make an order, indicate the part No., which includes the symbol displayed on the applicable section of the part to be replaced.

## When the parts were revised



Ref. No.	Part No.	Description	Reqd. QTY		Serial No.
			CB400 SFX	SFY	
1	45156-MCE-000	CLAMPER, R. FR. BRAKE HOSE ..	1	1	
2	45157-MCE-000	CLAMPER, L. FR. BRAKE HOSE ..	1	1	
3	61100-MCE-000ZA	FENDER COMP., FR. *NH411M*FORCE SILVER METALLIC	1	-	-----3J,4J
	61100-MCE-000ZB	*PB284C*...CANDY PHOENIX BLUE	1	-	-----J,2J
4	61101-MCE-000	PLATE, FR. FENDER (###).....	2	2	-----1008000
	61101-MCE-010	.....	2	2	-----1008001
5	61102-MCE-300	CUSHION, FR. FENDER ..... (BLACK)	2	2	
6	61105-MCE-000	STAY, FR. FENDER MOUNTING ...	2	2	
7	61107-MR7-000	COLLAR (6.5) .....	4	4	
8	96001-06020-00	BOLT, FLANGE, 6X20 .....	4	4	


The number has been used from the initial model without revision.

When shown at the left side, it is applicable to the models of No.1008001 and the subsequent numbers.

When shown at the right side, it is applicable to the models up to No.1008000.

The parts listed with "###" at the end of the parts name have limited supply period (parts not for sale).

## Abbreviations used in the parts catalogue



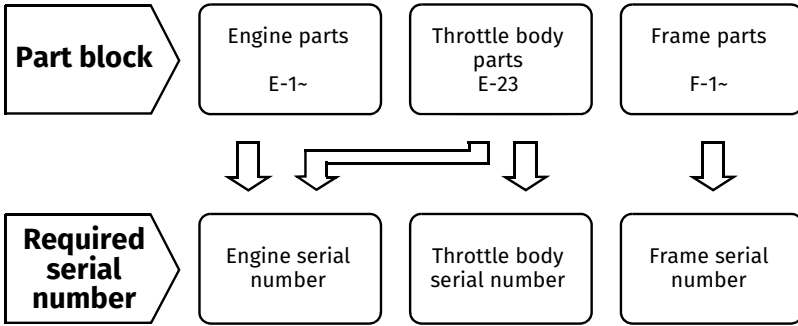
\* "L." or "R." in the description of a part stands for the LEFT hand side or the RIGHT hand side. Determine the left or right as if you were in the motorcycle seat.

### The following abbreviations are used in this parts catalogue.

A .....	Ampere	L. ....	Left
ABS .....	Anti-lock brake system	L (100L) ...	Link (100 Links)
A.C. ....	Alternating current	L.E.D. ....	Light emitted diode
A.M. ....	Attaching mark	MM .....	Millimeter
ASSY. ....	Assembly	MPH .....	Miles per hour
C.D.I. ....	Capacitive discharge ignition	R. ....	Right
COMP. ....	Complete	RR. ....	Rear
CP. ....	Candle power	STD. ....	Standard
D.C. ....	Direct current	T (22T) ....	Tooth (22 Teeth)
EX. ....	Exhaust	TCS .....	Traction control system
FR. ....	Front	T.M. ....	Transcript mark
G .....	Gram	V .....	Volt
HEX. ....	Hexagonal	W .....	Watt
IN. ....	Inlet	WL .....	With labelling
KPH .....	Kilometers per hour	WOL .....	Without labelling



**Part block and serial number check**

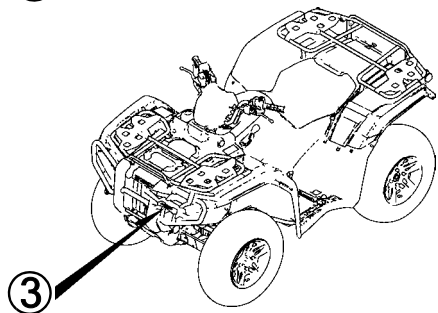
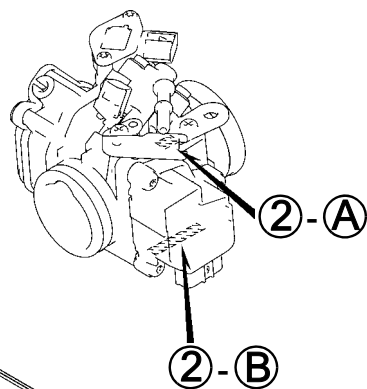



**Check point**

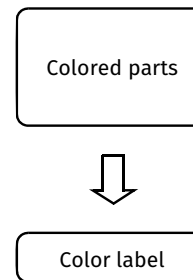
①

②

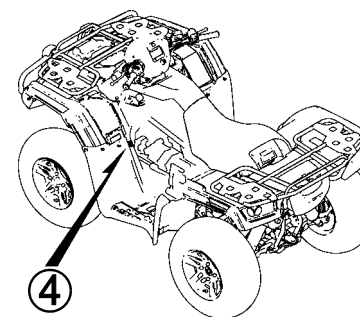
③



**Color label attachment position check**



④



### Models, parts catalogue codes and applicable serial numbers

Models, parts catalogue codes and applicable serial Nos. given in this parts catalogue can be identified as follows.  
 Parts with parts catalogue codes are exclusive for models destined for countries designated.  
 If no area codes are listed, parts are for common use.

Model	Parts catalogue code	Type	Applicable engine serial No.	Applicable frame serial No.	Applicable throttle body serial No.
TRX520FA6L	ED	European direct sales	TE46E-8600001~8699999	1HFTE467*L4500001~L4599999	GQ3DC A
	U	Australia	TE46E-8600001~8699999	1HFTE46U*L4500001~L4549999	
TRX520FA6M	ED	European direct sales	TE46E-8600001~8699999	1HFTE467*M4600001~M4699999	GQ3DC A
	U	Australia	TE46E-8600001~8699999	1HFTE46U*M4600001~M4649999	
TRX520FA6N	ED	European direct sales	TE46E-8700001~	1HFTE467*N4700001~	GQ37B A
	NZ	New Zealand	TE46E-8700001~	1HFTE46U*N4700001~	
TRX520FA7L	U	Australia	TE46E-8600001~8699999	1HFTE46U*L4550001~L4599999	GQ3DC A
TRX520FA7M	U	Australia	TE46E-8600001~8699999	1HFTE46U*M4650001~M4699999	GQ3DC A
TRX520FA7N	NZ	New Zealand	TE46E-8700001~	1HFTE46U*N4750001~	GQ37B A

\* Of carburetor/throttle body identification numbers, only the portions underlined in the example below are used for registration.

GQ 3DC A KC 7  
 (A) (B)

## Color label

- When ordering parts, check the model name, main color, and code by observing the “COLOR LABEL” on the vehicle.
- When ordering a colored part, use the color chart in the instruction for use of parts catalogue.

No.		MODEL	VFR800FIW				
		COLOR	Sparkling silver metallic	Mute black metallic	Applicable model		Applicable block No.
		CODE	NH-295M	NH-359M	Initial applicable model	Final applicable model	
		Name of colored parts	Basic part No.	NH295	NH359		
1							
2							
3							
4							
5							
6							
7							
8							
9							
10							

**VFR800FIW**  
**COLOR R-157**  
**CODE R157**

1

## Color chart

- When ordering a colored part, refer to the chart below and use a part number consisting of the relevant basic part number to which has been added a part color code.

### TRX520FA6 (TRX520FA6L)

No.	MODEL		TRX520FA6L					
	COLOR		Adventure green	Patriot red	Applicable model		Applicable block No.	Ref. No.
	CODE		G-152	R-232	Initial applicable model	Final applicable model		
	Name of colored parts	Basic part No.	G152	R232				
1	ARM ASSY., L. FR. LOWER	51360-HR6-B00	ZB	ZB			F-15	4
2	ARM ASSY., L. FR. UPPER	51380-HR6-B00	ZB	ZB			F-15	7
3	ARM ASSY., L. RR. LOWER	52360-HR6-B00	ZB	ZB			F-35	4
4	ARM ASSY., L. RR. UPPER	52380-HR6-B00	ZB	ZB			F-35	6
5	ARM ASSY., R. FR. LOWER	51350-HR6-B00	ZB	ZB			F-15	3
6	ARM ASSY., R. FR. UPPER	51370-HR6-B00	ZB	ZB			F-15	5
7	ARM ASSY., R. RR. LOWER	52350-HR6-B00	ZB	ZB			F-35	3
8	ARM ASSY., R. RR. UPPER	52370-HR6-B00	ZB	ZB			F-35	5
9	CAP, FR. COVER	64365-040-000	ZH	ZH			F-12	20
10	CARRIER, FR. LUGGAGE	81100-HR6-B00	ZA	ZA			F-51	3
11	CARRIER, RR. LUGGAGE	81300-HR6-B00	ZA	ZA			F-51	6
12	COVER SET, FR. CENTER	61305-HR6-T10	ZA	ZA			F-12	15
13	COVER SET, L. SIDE	83655-HR6-B00	ZA	ZB			F-28-10	6
14	COVER SET, R. SIDE	83555-HR6-B00	ZA	ZB			F-28-10	3
15	COVER, AIR VENT TUBE	61330-HR6-B00	ZA	ZA			F-12	19
16	COVER, ASSIST HEADLIGHT	53205-HR6-660	ZE	ZB			F-8	6
17	COVER, METER	53206-HR6-A60	ZA	ZA			F-8	7
18	COVER, RR. FENDER	80210-HR6-A60	ZA	ZA			F-40	6
19	COVER, TANK	83700-HR6-A60	ZA	ZA			F-28-10	7
20	CUSHION ASSY., FR.	51400-HR6-A71	ZB	ZB			F-14	1

## TRX520FA6 (TRX520FA6L)

No.	MODEL		TRX520FA6L					
	COLOR		Adventure green	Patriot red	Applicable model		Applicable block No.	Ref. No.
	CODE		G-152	R-232	Initial applicable model	Final applicable model		
	Name of colored parts	Basic part No.	G152	R232				
21	CUSHION ASSY., RR.	52400-HR6-A61	ZB	ZB			F-39	2
22	FENDER SET, RR.	80110-HR6-B00	-	ZB			F-40	3
23	FENDER SET, RR.	80110-HR6-E10	ZA	ZB			F-40	3
24	FENDER, L. FR.	61200-HR4-L20	-	ZA			F-12	13
25	FENDER, L. FR.	61200-HR4-T20	ZB	ZA			F-12	13
26	FENDER, R. FR.	61100-HR4-BJ0	-	ZC			F-12	4
27	FENDER, R. FR.	61100-HR4-T20	ZB	ZA			F-12	4
28	GRILLE, FR.	81170-HR6-B00	ZA	ZA			F-51	5
29	GRIP, DRIVE SELECT LEVER	54050-HL1-A00	ZA	ZA			F-13	1
30	GUARD, ENGINE	50360-HR3-A20	ZA	ZA			F-46	12
31	LID ASSY., GLOVE BOX	61110-HR4-L20	ZF	ZB			F-12	11
32	LID ASSY., POCKET	61320-HR6-B00	ZA	ZA			F-12	17
33	LID SET, TOOL BOX	80215-HR6-T10	ZA	ZA			F-40	8
34	LID, OIL CHECK	83653-HR6-660	ZE	ZB			F-28-10	4
35	LID, RADIATOR CAP	61310-HR6-B00	ZA	ZA			F-12	16
36	MARK, FR. CENTER COVER	86611-HR6-T10	ZA	ZA			F-54	3
37	MARK, L. WING	86202-HR6-B00	ZA	ZB			F-54	2
38	MARK, R. WING	86201-HR6-B00	ZA	ZB			F-54	1
39	MARK, RR. FENDER	86801-HR6-B00	ZA	ZA			F-54	4
40	MARK, TOOL BOX LID	86802-HR6-T10	ZA	ZA			F-54	5
41	MUDGUARD, L. CENTER	80122-HR6-B00	ZA	ZA			F-40	5
42	MUDGUARD, R. CENTER	80121-HR6-B00	ZA	ZA			F-40	4
43	PIPE COMP., FR. CARRY	81150-HR6-B00	ZA	ZA			F-51	4
44	PLUG, GLOVE BOX	61103-HR0-F00	ZA	ZA			F-12	7
45	SEAT COMP.	77100-HR6-A61	-	ZA			F-29	1

TRX520FA6 (TRX520FA6L)

No.	MODEL		TRX520FA6L					
	COLOR		Adventure green	Patriot red	Applicable model		Applicable block No.	Ref. No.
	CODE		G-152	R-232	Initial applicable model	Final applicable model		
	Name of colored parts	Basic part No.	G152	R232				
46	SEAT COMP.	77100-HR6-J60	ZA	ZA			F-29	1
47	SPACER, ACCESSORY SOCKET INSIDE	61104-HN5-670	ZA	ZA			F-12	8
48	SPACER, ACCESSORY SOCKET OUTSIDE	61103-HN5-670	ZB	ZB			F-12	6
49	WHEEL SUB ASSY., FR.	44650-HR5-A20	ZA	ZA			F-20	3
50	WHEEL SUB ASSY., RR.	42650-HR5-A20	ZA	ZA			F-21	2



## TRX520FA6 (TRX520FA6M)

No.	MODEL		TRX520FA6M					
	COLOR		Adventure green	Patriot red	Applicable model		Applicable block No.	Ref. No.
	CODE		G-152	R-232	Initial applicable model	Final applicable model		
	Name of colored parts	Basic part No.	G152	R232				
1	ARM ASSY., L. FR. LOWER	51360-HR6-B00	ZB	ZB			F-15	4
2	ARM ASSY., L. FR. UPPER	51380-HR6-B00	ZB	ZB			F-15	7
3	ARM ASSY., L. RR. LOWER	52360-HR6-B00	ZB	ZB			F-35	4
4	ARM ASSY., L. RR. UPPER	52380-HR6-B00	ZB	ZB			F-35	6
5	ARM ASSY., R. FR. LOWER	51350-HR6-B00	ZB	ZB			F-15	3
6	ARM ASSY., R. FR. UPPER	51370-HR6-B00	ZB	ZB			F-15	5
7	ARM ASSY., R. RR. LOWER	52350-HR6-B00	ZB	ZB			F-35	3
8	ARM ASSY., R. RR. UPPER	52370-HR6-B00	ZB	ZB			F-35	5
9	CAP, FR. COVER	64365-040-000	ZH	ZH			F-12	20
10	CARRIER, FR. LUGGAGE	81100-HR6-B00	ZA	ZA			F-51	3
11	CARRIER, RR. LUGGAGE	81300-HR6-B00	ZA	ZA			F-51	6
12	COVER SET, FR. CENTER	61305-HR6-T10	ZA	ZA			F-12	15
13	COVER SET, L. SIDE	83655-HR6-B00	ZA	ZB			F-28-10	6
14	COVER SET, R. SIDE	83555-HR6-B00	ZA	ZB			F-28-10	3
15	COVER, AIR VENT TUBE	61330-HR6-B00	ZA	ZA			F-12	19
16	COVER, ASSIST HEADLIGHT	53205-HR6-660	ZE	ZB			F-8	6
17	COVER, METER	53206-HR6-A60	ZA	ZA			F-8	7
18	COVER, RR. FENDER	80210-HR6-A60	ZA	ZA			F-40	6
19	COVER, TANK	83700-HR6-A60	ZA	ZA			F-28-10	7
20	CUSHION ASSY., FR.	51400-HR6-A71	ZB	ZB			F-14	1
21	CUSHION ASSY., RR.	52400-HR6-A61	ZB	ZB			F-39	2
22	FENDER SET, RR.	80110-HR6-B00	-	ZC			F-40	3
23	FENDER SET, RR.	80110-HR6-E10	ZD	ZC			F-40	3
24	FENDER, L. FR.	61200-HR4-L20	-	ZA			F-12	13
25	FENDER, L. FR.	61200-HR4-T20	ZB	ZA			F-12	13

TRX520FA6 (TRX520FA6M)

No.	MODEL		TRX520FA6M					
	COLOR		Adventure green	Patriot red	Applicable model		Applicable block No.	Ref. No.
	CODE		G-152	R-232	Initial applicable model	Final applicable model		
	Name of colored parts	Basic part No.	G152	R232				
26	FENDER, R. FR.	61100-HR4-BJ0	-	ZC			F-12	4
27	FENDER, R. FR.	61100-HR4-T20	ZB	ZA			F-12	4
28	GRILLE, FR.	81170-HR6-B00	ZA	ZA			F-51	5
29	GRIP, DRIVE SELECT LEVER	54050-HL1-A00	ZA	ZA			F-13	1
30	GUARD, ENGINE	50360-HR3-A20	ZA	ZA			F-46	12
31	LID ASSY., GLOVE BOX	61110-HR4-L20	ZF	ZB			F-12	11
32	LID ASSY., POCKET	61320-HR6-B00	ZA	ZA			F-12	17
33	LID SET, TOOL BOX	80215-HR6-T10	ZA	ZA			F-40	8
34	LID, OIL CHECK	83653-HR6-660	ZE	ZB			F-28-10	4
35	LID, RADIATOR CAP	61310-HR6-B00	ZA	ZA			F-12	16
36	MARK, FR. CENTER COVER	86611-HR6-T10	ZA	ZA			F-54	3
37	MARK, L. WING	86202-HR6-B00	ZA	ZB			F-54	2
38	MARK, R. WING	86201-HR6-B00	ZA	ZB			F-54	1
39	MARK, RR. FENDER	86801-HR6-B00	ZA	ZA			F-54	4
40	MARK, TOOL BOX LID	86802-HR6-T10	ZA	ZA			F-54	5
41	MUDGUARD, L. CENTER	80122-HR6-B00	ZA	ZA			F-40	5
42	MUDGUARD, R. CENTER	80121-HR6-B00	ZA	ZA			F-40	4
43	PIPE COMP., FR. CARRY	81150-HR6-B00	ZA	ZA			F-51	4
44	PLUG, GLOVE BOX	61103-HR0-F00	ZA	ZA			F-12	7
45	SEAT COMP.	77100-HR6-A61	-	ZA			F-29	1
46	SEAT COMP.	77100-HR6-J60	ZA	ZA			F-29	1
47	SPACER, ACCESSORY SOCKET INSIDE	61104-HN5-670	ZA	ZA			F-12	8
48	SPACER, ACCESSORY SOCKET OUTSIDE	61103-HN5-670	ZB	ZB			F-12	6
49	WHEEL SUB ASSY., FR.	44650-HR5-A20	ZA	ZA			F-20	3
50	WHEEL SUB ASSY., RR.	42650-HR5-A20	ZA	ZA			F-21	2





## TRX520FA6 (TRX520FA6N)

No.	MODEL		TRX520FA6N					
	COLOR		Adventure green	Patriot red	Applicable model		Applicable block No.	Ref. No.
	CODE		G-152	R-232	Initial applicable model	Final applicable model		
	Name of colored parts	Basic part No.	G152	R232				
1	ARM ASSY., L. FR. LOWER	51360-HR6-MF0	ZA	ZA			F-15	4
2	ARM ASSY., L. FR. UPPER	51380-HR6-MF0	ZC	ZC			F-15	7
3	ARM ASSY., L. RR. LOWER	52360-HR6-MF0	ZA	ZA			F-35	4
4	ARM ASSY., L. RR. UPPER	52380-HR6-MF0	ZC	ZC			F-35	6
5	ARM ASSY., R. FR. LOWER	51350-HR6-MF0	ZA	ZA			F-15	3
6	ARM ASSY., R. FR. UPPER	51370-HR6-MF0	ZC	ZC			F-15	5
7	ARM ASSY., R. RR. LOWER	52350-HR6-MF0	ZA	ZA			F-35	3
8	ARM ASSY., R. RR. UPPER	52370-HR6-MF0	ZC	ZC			F-35	5
9	CAP, FR. COVER	64365-040-000	ZH	ZH			F-12	20
10	CARRIER, FR. LUGGAGE	81100-HR6-MF0	ZA	ZA			F-51	3
11	CARRIER, RR. LUGGAGE	81300-HR6-MF0	ZA	ZA			F-51	6
12	COVER SET, FR. CENTER	61305-HR6-T10	ZA	ZA			F-12	15
13	COVER SET, L. SIDE	83655-HR6-B00	ZA	ZB			F-28-10	6
14	COVER SET, R. SIDE	83555-HR6-B00	ZA	ZB			F-28-10	3
15	COVER, AIR VENT TUBE	61330-HR6-B00	ZA	ZA			F-12	19
16	COVER, ASSIST HEADLIGHT	53205-HR6-660	ZE	ZB			F-8	6
17	COVER, METER	53206-HR6-A60	ZA	ZA			F-8	7
18	COVER, RR. FENDER	80210-HR6-A60	ZA	ZA			F-40	6
19	COVER, TANK	83700-HR6-A60	ZA	ZA			F-28-10	7
20	CUSHION ASSY., FR.	51400-HR6-A71	ZB	ZB			F-14	1
21	CUSHION ASSY., RR.	52400-HR6-A61	ZB	ZB			F-39	2
22	FENDER SET, RR.	80110-HR6-ECO	ZB	ZA			F-40	3
23	FENDER SET, RR.	80110-HR6-MF0	-	ZA			F-40	3
24	FENDER, L. FR.	61200-HR4-L20	-	ZA			F-12	13
25	FENDER, L. FR.	61200-HR4-T20	ZB	ZA			F-12	13

TRX520FA6 (TRX520FA6N)

No.	MODEL		TRX520FA6N					
	COLOR		Adventure green	Patriot red	Applicable model		Applicable block No.	Ref. No.
	CODE		G-152	R-232	Initial applicable model	Final applicable model		
	Name of colored parts	Basic part No.	G152	R232				
26	FENDER, R. FR.	61100-HR6-ECO	ZB	ZA			F-12	4
27	FENDER, R. FR.	61100-HR6-MF0	-	ZB			F-12	4
28	GRILLE, FR.	81170-HR6-B00	ZA	ZA			F-51	5
29	GRIP, DRIVE SELECT LEVER	54050-HL1-A00	ZA	ZA			F-13	1
30	GUARD, ENGINE	50360-HR3-A20	ZA	ZA			F-46	12
31	LID ASSY., GLOVE BOX	61110-HR4-L20	ZF	ZB			F-12	11
32	LID ASSY., POCKET	61320-HR6-B00	ZA	ZA			F-12	17
33	LID SET, TOOL BOX	80215-HR6-T10	ZA	ZA			F-40	8
34	LID, OIL CHECK	83653-HR6-660	ZE	ZB			F-28-10	4
35	LID, RADIATOR CAP	61310-HR6-B00	ZA	ZA			F-12	16
36	MARK, FR. CENTER COVER	86611-HR6-T10	ZA	ZA			F-54	3
37	MARK, L. WING	86202-HR6-B00	ZA	ZB			F-54	2
38	MARK, R. WING	86201-HR6-B00	ZA	ZB			F-54	1
39	MARK, RR. FENDER	86801-HR6-B00	ZA	ZA			F-54	4
40	MARK, TOOL BOX LID	86802-HR6-T10	ZA	ZA			F-54	5
41	MUDGUARD, L. CENTER	80122-HR6-B00	ZA	ZA			F-40	5
42	MUDGUARD, R. CENTER	80121-HR6-B00	ZA	ZA			F-40	4
43	PIPE COMP., FR. CARRY	81150-HR6-MF0	ZA	ZA			F-51	4
44	PLUG, GLOVE BOX	61103-HR0-F00	ZA	ZA			F-12	7
45	SEAT COMP.	77100-HR6-A61	-	ZA			F-29	1
46	SEAT COMP.	77100-HR6-J60	ZA	ZA			F-29	1
47	SPACER, ACCESSORY SOCKET INSIDE	61104-HN5-670	ZA	ZA			F-12	8
48	SPACER, ACCESSORY SOCKET OUTSIDE	61103-HN5-670	ZB	ZB			F-12	6
49	WHEEL SUB ASSY., FR.	44650-HR5-A20	ZA	ZA			F-20	3
50	WHEEL SUB ASSY., RR.	42650-HN8-J40	ZA	ZA			F-21	2



## TRX520FA7 (TRX520FA7L)

No.	MODEL		TRX520FA7L				
	COLOR		Mat stealth gray metallic NH-B76M	Applicable model		Applicable block No.	Ref. No.
	CODE			Initial applicable model	Final applicable model		
	Name of colored parts	Basic part No.	NHB76				
1	ARM ASSY., L. FR. LOWER	51360-HR6-B00	ZB			F-15	4
2	ARM ASSY., L. FR. UPPER	51380-HR6-B00	ZC			F-15	7
3	ARM ASSY., L. RR. LOWER	52360-HR6-B00	ZB			F-35	4
4	ARM ASSY., L. RR. UPPER	52380-HR6-B00	ZC			F-35	6
5	ARM ASSY., R. FR. LOWER	51350-HR6-B00	ZB			F-15	3
6	ARM ASSY., R. FR. UPPER	51370-HR6-B00	ZC			F-15	5
7	ARM ASSY., R. RR. LOWER	52350-HR6-B00	ZB			F-35	3
8	ARM ASSY., R. RR. UPPER	52370-HR6-B00	ZC			F-35	5
9	CAP, FR. COVER	64365-040-000	ZH			F-12	20
10	CARRIER, FR. LUGGAGE	81100-HR6-B00	ZA			F-51	3
11	CARRIER, RR. LUGGAGE	81300-HR6-B00	ZA			F-51	6
12	COVER SET, FR. CENTER	61305-HR6-T10	ZA			F-12	15
13	COVER SET, L. SIDE	83655-HR6-T20	ZA			F-28-10	6
14	COVER SET, R. SIDE	83555-HR6-T20	ZA			F-28-10	3
15	COVER, AIR VENT TUBE	61330-HR6-B00	ZA			F-12	19
16	COVER, ASSIST HEADLIGHT	53205-HR6-680	ZB			F-8	6
17	COVER, METER	53206-HR6-A60	ZA			F-8	7
18	COVER, RR. FENDER	80210-HR6-A60	ZA			F-40	6
19	COVER, TANK	83700-HR6-A60	ZA			F-28-10	7
20	CUSHION ASSY., FR.	51400-HR6-A71	ZA			F-14	1
21	CUSHION ASSY., RR.	52400-HR6-A61	ZA			F-39	2
22	FENDER SET, RR.	80110-HR6-T20	ZB			F-40	3
23	FENDER, L. FR.	61200-HR6-680	ZB			F-12	14
24	FENDER, R. FR.	61100-HR6-AM0	ZA			F-12	5
25	GRILLE, FR.	81170-HR6-B00	ZA			F-51	5

TRX520FA7 (TRX520FA7L)

No.	MODEL		TRX520FA7L				
	COLOR		Mat stealth gray metallic NH-B76M	Applicable model		Applicable block No.	Ref. No.
	CODE			Initial applicable model	Final applicable model		
	Name of colored parts	Basic part No.	NHB76				
26	GRIP, DRIVE SELECT LEVER	54050-HL1-A00	ZA			F-13	1
27	GUARD, ENGINE	50360-HR3-A20	ZA			F-46	12
28	LID ASSY., GLOVE BOX	61110-HR6-680	ZB			F-12	11
29	LID ASSY., POCKET	61320-HR6-B00	ZA			F-12	17
30	LID SET, TOOL BOX	80215-HR6-T10	ZA			F-40	8
31	LID, OIL CHECK	83653-HR6-680	ZB			F-28-10	4
32	LID, RADIATOR CAP	61310-HR6-B00	ZA			F-12	16
33	MARK, FR. CENTER COVER	86611-HR6-T10	ZA			F-54	3
34	MARK, L. WING	86202-HR6-B90	ZD			F-54	2
35	MARK, R. WING	86201-HR6-B90	ZD			F-54	1
36	MARK, RR. FENDER	86801-HR6-B50	ZA			F-54	4
37	MARK, TOOL BOX LID	86802-HR6-T10	ZA			F-54	5
38	MUDGUARD, L. CENTER	80122-HR6-B00	ZA			F-40	5
39	MUDGUARD, R. CENTER	80121-HR6-B00	ZA			F-40	4
40	PIPE COMP., FR. CARRY	81150-HR6-B00	ZA			F-51	4
41	PLUG, GLOVE BOX	61103-HR0-F00	ZA			F-12	7
42	SEAT COMP.	77100-HR6-A61	ZA			F-29	1
43	SPACER, ACCESSORY SOCKET INSIDE	61104-HN5-670	ZA			F-12	8
44	SPACER, ACCESSORY SOCKET OUTSIDE	61103-HN5-670	ZB			F-12	6



## TRX520FA7 (TRX520FA7M)

No.	MODEL		TRX520FA7M				
	COLOR		Mat stealth gray metallic NH-B76M	Applicable model		Applicable block No.	Ref. No.
	CODE			Initial applicable model	Final applicable model		
	Name of colored parts	Basic part No.	NHB76				
1	ARM ASSY., L. FR. LOWER	51360-HR6-B00	ZB			F-15	4
2	ARM ASSY., L. FR. UPPER	51380-HR6-B00	ZC			F-15	7
3	ARM ASSY., L. RR. LOWER	52360-HR6-B00	ZB			F-35	4
4	ARM ASSY., L. RR. UPPER	52380-HR6-B00	ZC			F-35	6
5	ARM ASSY., R. FR. LOWER	51350-HR6-B00	ZB			F-15	3
6	ARM ASSY., R. FR. UPPER	51370-HR6-B00	ZC			F-15	5
7	ARM ASSY., R. RR. LOWER	52350-HR6-B00	ZB			F-35	3
8	ARM ASSY., R. RR. UPPER	52370-HR6-B00	ZC			F-35	5
9	CAP, FR. COVER	64365-040-000	ZH			F-12	20
10	CARRIER, FR. LUGGAGE	81100-HR6-B00	ZA			F-51	3
11	CARRIER, RR. LUGGAGE	81300-HR6-B00	ZA			F-51	6
12	COVER SET, FR. CENTER	61305-HR6-T10	ZA			F-12	15
13	COVER SET, L. SIDE	83655-HR6-T20	ZA			F-28-10	6
14	COVER SET, R. SIDE	83555-HR6-T20	ZA			F-28-10	3
15	COVER, AIR VENT TUBE	61330-HR6-B00	ZA			F-12	19
16	COVER, ASSIST HEADLIGHT	53205-HR6-680	ZB			F-8	6
17	COVER, METER	53206-HR6-A60	ZA			F-8	7
18	COVER, RR. FENDER	80210-HR6-A60	ZA			F-40	6
19	COVER, TANK	83700-HR6-A60	ZA			F-28-10	7
20	CUSHION ASSY., FR.	51400-HR6-A71	ZA			F-14	1
21	CUSHION ASSY., RR.	52400-HR6-A61	ZA			F-39	2
22	FENDER SET, RR.	80110-HR6-T20	ZD			F-40	3
23	FENDER, L. FR.	61200-HR6-680	ZB			F-12	14
24	FENDER, R. FR.	61100-HR6-AM0	ZA			F-12	5
25	GRILLE, FR.	81170-HR6-B00	ZA			F-51	5

TRX520FA7 (TRX520FA7M)

No.	MODEL		TRX520FA7M				
	COLOR		Mat stealth gray metallic NH-B76M	Applicable model		Applicable block No.	Ref. No.
	CODE			Initial applicable model	Final applicable model		
	Name of colored parts	Basic part No.	NHB76				
26	GRIP, DRIVE SELECT LEVER	54050-HL1-A00	ZA			F-13	1
27	GUARD, ENGINE	50360-HR3-A20	ZA			F-46	12
28	LID ASSY., GLOVE BOX	61110-HR6-680	ZB			F-12	11
29	LID ASSY., POCKET	61320-HR6-B00	ZA			F-12	17
30	LID SET, TOOL BOX	80215-HR6-T10	ZA			F-40	8
31	LID, OIL CHECK	83653-HR6-680	ZB			F-28-10	4
32	LID, RADIATOR CAP	61310-HR6-B00	ZA			F-12	16
33	MARK, FR. CENTER COVER	86611-HR6-T10	ZA			F-54	3
34	MARK, L. WING	86202-HR6-B90	ZD			F-54	2
35	MARK, R. WING	86201-HR6-B90	ZD			F-54	1
36	MARK, RR. FENDER	86801-HR6-B50	ZA			F-54	4
37	MARK, TOOL BOX LID	86802-HR6-T10	ZA			F-54	5
38	MUDGUARD, L. CENTER	80122-HR6-B00	ZA			F-40	5
39	MUDGUARD, R. CENTER	80121-HR6-B00	ZA			F-40	4
40	PIPE COMP., FR. CARRY	81150-HR6-B00	ZA			F-51	4
41	PLUG, GLOVE BOX	61103-HR0-F00	ZA			F-12	7
42	SEAT COMP.	77100-HR6-A61	ZA			F-29	1
43	SPACER, ACCESSORY SOCKET INSIDE	61104-HN5-670	ZA			F-12	8
44	SPACER, ACCESSORY SOCKET OUTSIDE	61103-HN5-670	ZB			F-12	6



## TRX520FA7 (TRX520FA7N)

No.	MODEL		TRX520FA7N				
	COLOR		Mat stealth gray metallic NH-B76M	Applicable model		Applicable block No.	Ref. No.
	CODE			Initial applicable model	Final applicable model		
	Name of colored parts	Basic part No.	NHB76				
1	ARM ASSY., L. FR. LOWER	51360-HR6-MF0	ZA			F-15	4
2	ARM ASSY., L. FR. UPPER	51380-HR6-MJ0	ZB			F-15	7
3	ARM ASSY., L. RR. LOWER	52360-HR6-MF0	ZA			F-35	4
4	ARM ASSY., L. RR. UPPER	52380-HR6-MJ0	ZB			F-35	6
5	ARM ASSY., R. FR. LOWER	51350-HR6-MF0	ZA			F-15	3
6	ARM ASSY., R. FR. UPPER	51370-HR6-MJ0	ZB			F-15	5
7	ARM ASSY., R. RR. LOWER	52350-HR6-MF0	ZA			F-35	3
8	ARM ASSY., R. RR. UPPER	52370-HR6-MJ0	ZB			F-35	5
9	CAP, FR. COVER	64365-040-000	ZH			F-12	20
10	CARRIER, FR. LUGGAGE	81100-HR6-MF0	ZA			F-51	3
11	CARRIER, RR. LUGGAGE	81300-HR6-MF0	ZA			F-51	6
12	COVER SET, FR. CENTER	61305-HR6-T10	ZA			F-12	15
13	COVER SET, L. SIDE	83655-HR6-T20	ZA			F-28-10	6
14	COVER SET, R. SIDE	83555-HR6-T20	ZA			F-28-10	3
15	COVER, AIR VENT TUBE	61330-HR6-B00	ZA			F-12	19
16	COVER, ASSIST HEADLIGHT	53205-HR6-660	ZM			F-8	6
17	COVER, METER	53206-HR6-A60	ZA			F-8	7
18	COVER, RR. FENDER	80210-HR6-A60	ZA			F-40	6
19	COVER, TANK	83700-HR6-A60	ZA			F-28-10	7
20	CUSHION ASSY., FR.	51400-HR6-A71	ZA			F-14	1
21	CUSHION ASSY., RR.	52400-HR6-A61	ZA			F-39	2
22	FENDER SET, RR.	80110-HR6-NB0	ZB			F-40	3
23	FENDER, L. FR.	61200-HR6-680	ZB			F-12	14
24	FENDER, R. FR.	61100-HR6-BJ0	ZC			F-12	5
25	GRILLE, FR.	81170-HR6-B00	ZA			F-51	5

TRX520FA7 (TRX520FA7N)

No.	MODEL		TRX520FA7N				
	COLOR		Mat stealth gray metallic NH-B76M	Applicable model		Applicable block No.	Ref. No.
	CODE			Initial applicable model	Final applicable model		
	Name of colored parts	Basic part No.	NHB76				
26	GRIP, DRIVE SELECT LEVER	54050-HL1-A00	ZA			F-13	1
27	GUARD, ENGINE	50360-HR3-A20	ZA			F-46	12
28	LID ASSY., GLOVE BOX	61110-HR6-680	ZB			F-12	11
29	LID ASSY., POCKET	61320-HR6-B00	ZA			F-12	17
30	LID SET, TOOL BOX	80215-HR6-T10	ZA			F-40	8
31	LID, OIL CHECK	83653-HR6-680	ZB			F-28-10	4
32	LID, RADIATOR CAP	61310-HR6-B00	ZA			F-12	16
33	MARK, FR. CENTER COVER	86611-HR6-T10	ZA			F-54	3
34	MARK, L. WING	86202-HR6-B90	ZD			F-54	2
35	MARK, R. WING	86201-HR6-B90	ZD			F-54	1
36	MARK, RR. FENDER	86801-HR6-B50	ZA			F-54	4
37	MARK, TOOL BOX LID	86802-HR6-T10	ZA			F-54	5
38	MUDGUARD, L. CENTER	80122-HR6-B00	ZA			F-40	5
39	MUDGUARD, R. CENTER	80121-HR6-B00	ZA			F-40	4
40	PIPE COMP., FR. CARRY	81150-HR6-MF0	ZA			F-51	4
41	PLUG, GLOVE BOX	61103-HR0-F00	ZA			F-12	7
42	SEAT COMP.	77100-HR6-A61	ZA			F-29	1
43	SPACER, ACCESSORY SOCKET INSIDE	61104-HN5-670	ZA			F-12	8
44	SPACER, ACCESSORY SOCKET OUTSIDE	61103-HN5-670	ZB			F-12	6





## Fuel hose, general purpose hoses and vinyl hose

- The standard part fuel hose, general purpose hose and vinyl hose may be substituted by the coiled bulk part.
- When ordering the standard part fuel hose, general purpose hose and vinyl hose use the bulk part number written in the parts catalogue in brackets ( ) underneath the part name, or use the catalogue below.  
(The bulk part standard length is 1 m, however, those displayed in the catalogue < > are available in 3 m and 8 m lengths.)
- When exchanging the hose, cut and use at the specified length as mentioned in the part name.  
(For the method of cutting the bulk part, and method of filling out orders etc., please refer to the service manual and the instructions issued with the bulk part.)
- The list below is a catalogue of the standard part numbers and bulk part numbers. Note that those numbers are applicable to the listed replacement parts only.

Fuel hoses/Tubes			
Standard part No.	Bulk part No.	Bulk part	
		Inner diameter (mm)	Length (m)
95001-30xxx-2x	95001-30001-20M	3.0	1
95001-30xxx-3x	95001-30001-30M	3.0	1
95001-30xxx-4x	95001-30001-40M	3.0	1
95001-35xxx-2x	95001-35001-50M <95001-35003-50M>	3.5	1 3
95001-35xxx-3x	95001-35001-60M <95001-35003-60M>	3.5	1 3
95001-35xxx-4x	95001-35001-60M <95001-35003-60M>	3.5	1 3
95001-35xxx-5x	95001-35001-50M <95001-35003-50M>	3.5	1 3
95001-35xxx-6x	95001-35001-60M <95001-35003-60M>	3.5	1 3
95001-45xxx-2x	95001-45001-50M <95001-45003-50M>	4.5	1 3
95001-45xxx-3x	95001-45001-60M <95001-45003-60M> <95001-45008-60M>	4.5	1 3 8
95001-45xxx-4x	95001-45001-60M <95001-45003-60M> <95001-45008-60M>	4.5	1 3 8
95001-45xxx-5x	95001-45001-50M <95001-45003-50M>	4.5	1 3
95001-45xxx-6x	95001-45001-60M <95001-45003-60M> <95001-45008-60M>	4.5	1 3 8
95001-55xxx-2x	95001-55001-50M <95001-55003-50M> <95001-55008-50M>	5.5	1 3 8

Fuel hoses/Tubes			
Standard part No.	Bulk part No.	Bulk part	
		Inner diameter (mm)	Length (m)
95001-55xxx-3x	95001-55001-60M <95001-55003-60M> <95001-55008-60M>	5.5	1 3 8
95001-55xxx-4x	95001-55001-60M <95001-55003-60M> <95001-55008-60M>	5.5	1 3 8
95001-55xxx-5x	95001-55001-50M <95001-55003-50M> <95001-55008-50M>	5.5	1 3 8
95001-55xxx-6x	95001-55001-60M <95001-55003-60M> <95001-55008-60M>	5.5	1 3 8
95001-75xxx-2x	95001-75001-50M <95001-75003-50M>	7.5	1 3
95001-75xxx-3x	95001-75001-60M <95001-75003-60M> <95001-75008-60M>	7.5	1 3 8
95001-75xxx-4x	95001-75001-60M <95001-75003-60M> <95001-75008-60M>	7.5	1 3 8
95001-75xxx-5x	95001-75001-50M <95001-75003-50M>	7.5	1 3
95001-75xxx-6x	95001-75001-60M <95001-75003-60M> <95001-75008-60M>	7.5	1 3 8
95001-80xxx-2x	95001-80001-50M	8.0	1
95001-80xxx-3x	95001-80001-60M	8.0	1
95001-80xxx-4x	95001-80001-60M	8.0	1
95001-80xxx-5x	95001-80001-50M	8.0	1
95001-80xxx-6x	95001-80001-60M	8.0	1

Vinyl tube				
Standard part No.	Bulk part No.	Bulk part		
		Inner dia- meter (mm)	Outer dia-meter (mm)	Length (m)
95003-01xxx-3x	95003-01001-60M <95003-01003-60M>	2.9	6.8	1 3
95003-01xxx-60	95003-01001-60M <95003-01003-60M>	2.9	6.8	1 3
95003-03xxx-3x	95003-03001-60M <95003-03003-60M>	3.0	6.0	1 3
95003-03xxx-60	95003-03001-60M <95003-03003-60M>	3.0	6.0	1 3
95003-05xxx-3x	95003-05001-60M <95003-05003-60M> <95003-05008-60M>	3.5	6.5	1 3 8
95003-05xxx-60	95003-05001-60M <95003-05003-60M> <95003-05008-60M>	3.5	6.5	1 3 8
95003-07xxx-1x	95003-07001-10M <95003-07003-10M> <95003-07008-10M>	4.0	7.0	1 3 8
95003-07xxx-20	95003-07001-10M <95003-07003-10M> <95003-07008-10M>	4.0	7.0	1 3 8
95003-07xxx-3x	95003-07001-60M <95003-07003-60M> <95003-07008-60M>	4.0	7.0	1 3 8
95003-07xxx-60	95003-07001-60M <95003-07003-60M> <95003-07008-60M>	4.0	7.0	1 3 8
95003-07xxx-7x	95003-07001-70M <95003-07003-70M> <95003-07008-70M>	4.0	7.0	1 3 8
95003-08xxx-1x	95003-08001-10M <95003-08003-10M> <95003-08008-10M>	4.5	6.5	1 3 8
95003-09xxx-3x	95003-09001-60M <95003-09003-60M>	4.5	8.0	1 3
95003-09xxx-60	95003-09001-60M <95003-09003-60M>	4.5	8.0	1 3
95003-10xxx-1x	95003-10001-10M <95003-10003-10M>	5.0	8.0	1 3
95003-10xxx-20	95003-10001-10M <95003-10003-10M>	5.0	8.0	1 3
95003-10xxx-3x	95003-10001-60M <95003-10003-60M>	5.0	8.0	1 3
95003-10xxx-60	95003-10001-60M <95003-10003-60M>	5.0	8.0	1 3
95003-11xxx-3x	95003-11001-60M <95003-11003-60M> <95003-11008-60M>	5.0	9.0	1 3 8
95003-11xxx-60	95003-11001-60M <95003-11003-60M> <95003-11008-60M>	5.0	9.0	1 3 8
95003-12xxx-1x	95003-12001-10M <95003-12003-10M> <95003-12008-10M>	5.0	7.0	1 3 8
95003-12xxx-20	95003-12001-10M <95003-12003-10M> <95003-12008-10M>	5.0	7.0	1 3 8

Vinyl tube				
Standard part No.	Bulk part No.	Bulk part		
		Inner dia- meter (mm)	Outer dia-meter (mm)	Length (m)
95003-14xxx-1x	95003-14001-10M <95003-14003-10M>	6.0	9.0	1 3
95003-14xxx-20	95003-14001-10M <95003-14003-10M>	6.0	9.0	1 3
95003-14xxx-3x	95003-14001-60M <95003-14003-60M>	6.0	9.0	1 3
95003-17xxx-1x	95003-17001-10M <95003-17003-10M>	7.0	9.0	1 3
95003-19xxx-1x	95003-19001-10M <95003-19003-10M> <95003-19008-10M>	7.0	11.0	1 3 8
95003-19xxx-20	95003-19001-10M <95003-19003-10M> <95003-19008-10M>	7.0	11.0	1 3 8
95003-19xxx-3x	95003-19001-60M <95003-19003-60M> <95003-19008-60M>	7.0	11.0	1 3 8
95003-19xxx-60	95003-19001-60M <95003-19003-60M> <95003-19008-60M>	7.0	11.0	1 3 8
95003-21xxx-1x	95003-21001-10M <95003-21003-10M>	8.0	9.0	1 3
95003-21xxx-20	95003-21001-10M <95003-21003-10M>	8.0	9.0	1 3
95003-23xxx-1x	95003-23001-10M <95003-23003-10M>	8.0	12.0	1 3
95003-23xxx-20	95003-23001-10M <95003-23003-10M>	8.0	12.0	1 3
95003-23xxx-3x	95003-23001-60M <95003-23003-60M> <95003-23008-60M>	8.0	12.0	1 3 8
95003-23xxx-60	95003-23001-60M <95003-23003-60M> <95003-23008-60M>	8.0	12.0	1 3 8
95003-25xxx-1x	95003-25001-10M <95003-25003-10M>	9.0	11.0	1 3
95003-25xxx-20	95003-25001-10M <95003-25003-10M>	9.0	11.0	1 3
95003-25xxx-3x	95003-25001-60M <95003-25003-60M>	9.0	11.0	1 3
95003-25xxx-7x	95003-25001-70M <95003-25003-70M>	9.0	11.0	1 3
95003-27xxx-1x	95003-27001-10M <95003-27003-10M>	9.0	13.0	1 3
95003-27xxx-20	95003-27001-10M <95003-27003-10M>	9.0	13.0	1 3
95003-27xxx-3x	95003-27001-60M <95003-27003-60M>	9.0	13.0	1 3
95003-27xxx-60	95003-27001-60M <95003-27003-60M>	9.0	13.0	1 3
95003-33xxx-1x	95003-33001-10M <95003-33003-10M>	10.0	14.0	1 3
95003-33xxx-20	95003-33001-10M <95003-33003-10M>	10.0	14.0	1 3

Vinyl tube				
Standard part No.	Bulk part No.	Bulk part		
		Inner dia- meter (mm)	Outer dia-meter (mm)	Length (m)
95003-36xxx-1x	95003-36001-10M <95003-36003-10M> <95003-36008-10M>	11.0	13.0	1 3 8
95003-36xxx-20	95003-36001-10M <95003-36003-10M> <95003-36008-10M>	11.0	13.0	1 3 8
95003-37xxx-3x	95003-37001-60M <95003-37003-60M>	11.0	15.0	1 3
95003-37xxx-60	95003-37001-60M <95003-37003-60M>	11.0	15.0	1 3
95003-38xxx-1x	95003-38001-10M <95003-38003-10M>	12.0	13.0	1 3
95003-38xxx-20	95003-38001-10M <95003-38003-10M>	12.0	13.0	1 3
95003-39xxx-1x	95003-39001-10M <95003-39003-10M>	12.0	14.0	1 3
95003-39xxx-20	95003-39001-10M <95003-39003-10M>	12.0	14.0	1 3
95003-40xxx-20	95003-40001-10M <95003-40003-10M>	12.0	16.0	1 3
95003-40xxx-3x	95003-40001-60M <95003-40003-60M>	12.0	16.0	1 3
95003-40xxx-60	95003-40001-60M <95003-40003-60M>	12.0	16.0	1 3
95003-43xxx-1x	95003-43001-10M <95003-43003-10M> <95003-43008-10M>	13.0	15.0	1 3 8
95003-43xxx-20	95003-43001-10M <95003-43003-10M> <95003-43008-10M>	13.0	15.0	1 3 8
95003-45xxx-1x	95003-45001-10M <95003-45003-10M> <95003-45008-10M>	14.0	18.0	1 3 8
95003-45xxx-20	95003-45001-10M <95003-45003-10M> <95003-45008-10M>	14.0	18.0	1 3 8
95003-50xxx-1x	95003-50001-10M <95003-50003-10M>	16.0	19.0	1 3
95003-50xxx-20	95003-50001-10M <95003-50003-10M>	16.0	19.0	1 3
95003-50xxx-3x	95003-50001-60M <95003-50003-60M>	16.0	19.0	1 3
95003-55xxx-1x	95003-55001-10M <95003-55003-10M>	17.5	20.5	1 3
95003-55xxx-20	95003-55001-10M <95003-55003-10M>	17.5	20.5	1 3
95003-60xxx-1x	95003-60001-10M <95003-60003-10M>	22.0	27.0	1 3
95003-60xxx-20	95003-60001-10M <95003-60003-10M>	22.0	27.0	1 3
95003-60xxx-3x	95003-60001-60M <95003-60003-60M>	22.0	27.0	1 3
95003-60xxx-60	95003-60001-60M <95003-60003-60M>	22.0	27.0	1 3



General purpose hoses			
Standard part No.	Bulk part No.	Bulk part	
		Inner diameter (mm)	Length (m)
95005-11xxx-3x	95005-11001-30M	11.0	1
95005-11xxx-5x	95005-11001-50M	11.0	1
95005-12xxx-1x	95005-12001-10M <95005-12003-10M>	12.0	1 3
95005-12xxx-2x	95005-12001-20M	12.0	1
95005-12xxx-3x	95005-12001-30M	12.0	1
95005-12xxx-5x	95005-12001-50M	12.0	1
95005-14xxx-1x	95005-14001-10M	14.0	1
95005-14xxx-2x	95005-14001-20M <95005-14003-20M>	14.0	1 3
95005-14xxx-3x	95005-14001-30M	14.0	1
95005-14xxx-5x	95005-14001-50M	14.0	1
95005-17xxx-1x	95005-17001-10M	17.0	1
95005-17xxx-2x	95005-17001-20M	17.0	1
95005-17xxx-3x	95005-17001-30M	17.0	1
95005-17xxx-5x	95005-17001-50M	17.0	1
95005-30xxx-3x	95005-30001-30M	3.0	1
95005-30xxx-5x	95005-30001-50M	3.0	1
95005-35xxx-1x	95005-35001-10M <95005-35003-10M> <95005-35008-10M>	3.5	1 3 8
95005-35xxx-2x	95005-35001-20M	3.5	1
95005-35xxx-3x	95005-35001-30M	3.5	1
95005-35xxx-4x	95005-35001-10M <95005-35003-10M> <95005-35008-10M>	3.5	1 3 8
95005-35xxx-5x	95005-35001-50M	3.5	1
95005-45xxx-1x	95005-45001-10M <95005-45003-10M> <95005-45008-10M>	4.5	1 3 8
95005-45xxx-2x	95005-45001-20M	4.5	1
95005-45xxx-3x	95005-45001-30M	4.5	1

General purpose hoses			
Standard part No.	Bulk part No.	Bulk part	
		Inner diameter (mm)	Length (m)
95005-45xxx-4x	95005-45001-10M <95005-45003-10M> <95005-45008-10M>	4.5	1 3 8
95005-45xxx-5x	95005-45001-50M	4.5	1
95005-50xxx-3x	95005-50001-30M <95005-50003-30M>	5.0	1 3
95005-50xxx-5x	95005-50001-50M	5.0	1
95005-55xxx-1x	95005-55001-10M <95005-55003-10M> <95005-55008-10M>	5.3	1 3 8
95005-55xxx-2x	95005-55001-20M <95005-55003-20M>	5.3	1 3
95005-55xxx-4x	95005-55001-10M <95005-55003-10M> <95005-55008-10M>	5.3	1 3 8
95005-65xxx-1x	95005-65001-10M <95005-65003-10M>	6.5	1 3
95005-65xxx-2x	95005-65001-20M	6.5	1
95005-70xxx-3x	95005-70001-30M <95005-70003-30M>	7.0	1 3
95005-70xxx-5x	95005-70001-50M	7.0	1
95005-75xxx-1x	95005-75001-10M <95005-75003-10M>	7.3	1 3
95005-75xxx-2x	95005-75001-20M	7.3	1
95005-80xxx-1x	95005-80001-10M <95005-80003-10M>	8.0	1 3
95005-80xxx-2x	95005-80001-20M	8.0	1
95005-80xxx-3x	95005-80001-30M	8.0	1
95005-80xxx-5x	95005-80001-50M	8.0	1
95005-91xxx-3x	95005-91001-30M	12.0	1
95005-91xxx-5x	95005-91001-50M	12.0	1
95005-92xxx-3x	95005-92001-30M	12.0	1
95005-92xxx-5x	95005-92001-50M	12.0	1

NOTE: X is displayed to represent the omitted numerals and letters of the roman alphabet.

⊙ **CAUTION: It is DANGEROUS to confuse the fuel hose with the general purpose hose or vinyl hose.**

Never use a general purpose hose or vinyl hose in place of a fuel hose or vice versa. Always use the correct bulk part in the parts catalogue, according to the service manual or the instructions issued with the bulk part.

• Bulk part number of fuel hose, general purpose hose and vinyl hose.

(Example)

9 5 0 0 1 - 7 5 0 0 1 - 5 0 M

Bulk part number: Refers to the bulk part.

Marking code (hose type): (fuel hose and general purpose hose)

Change code (for added hose): (Vinyl hose)

• Indicates number mark or change sequence, however, the code for the bulk part must be strictly 0 (zero).

Types of code:

- Fuel hose
  - 2: Red outside braid (3 mm inside dia. only)
  - 5: Black inside braid
  - 3: Red (3 mm inside dia. only)
  - 4: Ash gray with red stripe (3 mm inside dia. only)
  - 6: Black

- Vinyl hose
  - 1: Clear
  - 2: Black
  - 3: Light red
  - 6: Light red
  - 7: Pale black

- General hose
  - 1: Ash gray
  - 2: Ash gray
  - 3: Black
  - 5: Black

Lengths: 001: 1 m (standard)  
003: 3 m  
008: 8 m

I.D code: (fuel hose and general purpose hose)

- |                    |                                |
|--------------------|--------------------------------|
| 30: 3.0 mm         | 11: 11 mm                      |
| 35: 3.5 mm         | 91: 12 mm (outside dia. 15) mm |
| 45: 4.5 mm         | 92: 12 mm (outside dia. 16) mm |
| 50: 5.0 mm         | 12: 12 mm (outside dia. 17) mm |
| 55: 5.3 mm, 5.5 mm | 14: 14 mm                      |
| 65: 6.5 mm         | 17: 17 mm                      |
| 70: 7.0 mm         |                                |
| 75: 7.3 mm, 7.5 mm |                                |
| 80: 8.0 mm         |                                |

ID./OD. code: (vinyl hose)

- |                         |                           |                           |
|-------------------------|---------------------------|---------------------------|
| 01: ID. 2.9, OD. 6.8 mm | 14: ID. 6.0, OD. 9.0 mm   | 37: ID. 11.0, OD. 15.0 mm |
| 03: ID. 3.0, OD. 6.0 mm | 17: ID. 7.0, OD. 9.0 mm   | 38: ID. 12.0, OD. 13.0 mm |
| 05: ID. 3.5, OD. 6.5 mm | 19: ID. 7.0, OD. 11.0 mm  | 39: ID. 12.0, OD. 14.0 mm |
| 07: ID. 4.0, OD. 7.0 mm | 21: ID. 8.0, OD. 9.0 mm   | 40: ID. 12.0, OD. 16.0 mm |
| 08: ID. 4.5, OD. 6.5 mm | 23: ID. 8.0, OD. 12.0 mm  | 43: ID. 13.0, OD. 15.0 mm |
| 09: ID. 4.5, OD. 8.0 mm | 25: ID. 9.0, OD. 11.0 mm  | 45: ID. 14.0, OD. 18.0 mm |
| 12: ID. 5.0, OD. 7.0 mm | 27: ID. 9.0, OD. 13.0 mm  | 50: ID. 16.0, OD. 19.0 mm |
| 10: ID. 5.0, OD. 8.0 mm | 33: ID. 10.0, OD. 14.0 mm | 55: ID. 17.5, OD. 20.5 mm |
| 11: ID. 5.0, OD. 9.0 mm | 36: ID. 11.0, OD. 13.0 mm | 60: ID. 22.0, OD. 27.0 mm |

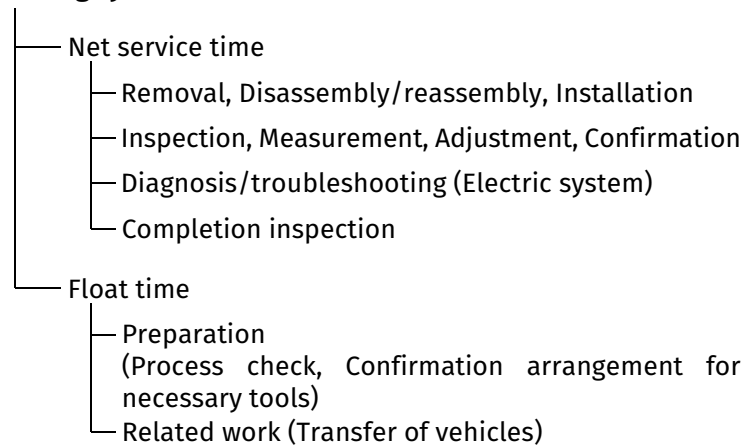
Hose type: 1: Fuel hose  
3: Vinyl hose  
5: General hose



## FLAT RATE SERVICE TIME

Flat rate service time (FRT) means the standard time required to service a MC, which is listed in this manual to help the dealers control the actual working process and calculate the service charge by using it as a guide.

### FRT setting system



\* Float time is set by multiplying the net service time by a given coefficient.

### Editorial style

The service items shown in the text are listed with the exchange work time for the repair sales parts as the subject. Other representative service items not using repair parts (removal/installation, adjustment, inspection/measuring, and other work) are listed collectively in the list in the preface, classified according to the work.

### FRT setting standard

- Decimal system (in unit of 0.1) is adopted to set FRT as it is convenient to calculate the wage.  
Example: (0.1)→6 minutes, (0.2)→12 minutes  
[Labor cost per hour] x [FRT] = [Wage]
- FRT is set with a hand tool.
- Service items and FRT can be subject to change depending on development of tools and service equipment and improvement in service procedure.

**Work procedure**

- As the work procedure is set with the work time according to the method in the separate Service Manual, refer to this Manual as required.
- Work methods permitting servicing in the shortest time still permitting assurance of safe work and product warranty are used for the setting of service items not listed in the Service Manual.
- Work basically is to be performed by one person, and when two or more people are required, setting is done as the total time for the number of people.
- The set value for the technological level of the workers uses a person with three years of experience in the repair of Honda vehicles as the standard.
- Special tools and service equipment used to set FRT are those specified or recommended in Service Manual.

**Service item whose FRT is not presented**

- Accessories and service parts that are not listed to use in this manual.
  - Locations with little aging deterioration or breakage during normal use.
  - Service work that can be finished by one touch.
  - Service work that is seldom done (i.e. extremely small causes of trouble and service frequency).
- \* When FRT is not presented, please calculate wages based on appropriate actual work time

**Operation not included of FRT**

- Oil and coolant water draining, Waiting time for warming up operation and etc..
- Additional operation that involves removal/installation of standard exterior equipment.
- Indirect time spent for service by visiting the customer, trade-in, and delivery of a MC.
- Indirect time required for ordering and delivery of parts.
- Cost for grease, adhesive agent, etc. used for service work.

**Explanation of FRT by using an example  
(The example may differ from the actual presented items)**

Ref. No.	L.O.N.	(Relative ref. Number) Description	F.R.T.
①	111118	(1, 3, 4, 7) CAMSHAFT ..... 4.5	②
③	111118A	⑥ • Includes: Valve clearance adjustment Replace rocker arm add .....1.0	⑤

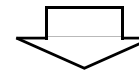
- ① Reference No. of the illustration of part that shows location of the replacement work.
- ② FRT is an abbreviation of Flat Rate Time indicating the standard service time required for the replacement.
- ③ LON is an abbreviation of Labor Operation Number, and it is a classification of the service items by the work unit code.  
  
The same operation code is used regardless of the models.  
  
Standard operation is indicated with 6 digits code, and additional operation is indicated with 7 digits code.
- ④ Indicating the camshaft replacement and FRT4.5.
- ⑤ Indicating FRT1.0 that will be added when additional operation (replace rocker arm) is done in association with camshaft replacement.

- ⑥ Indicating work contents that are included in the service item.
- ⑦ Indicating a reference No. whose operation and time are the same as FRT4.5 for the camshaft.

(The application range is limited to the service items without an LON setting within a same block.)

**How to refer to the service item by using the sample  
(camshaft replacement)**

Open to the page of the block where the camshaft's spare part illustration is shown.



Look for the camshaft illustration, and refer to the service item and FRT that agree with the reference No.

**Indication mark for the listing of service items that continues to the following page**

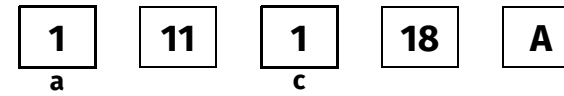
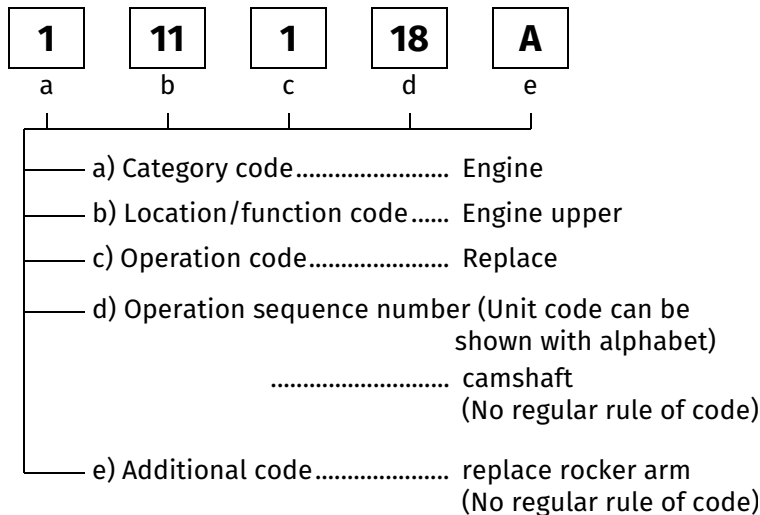
Ref. No.	L.O.N.	(Relative ref. Number) Description	F.R.T.
2	111118	CAMSHAFT .....	4.5
	.	.	.
	.	.	.

+  
Mark indicated at the last line.

**Indication of the block with no setting of FRT**

Ref. No.	L.O.N.	(Relative ref. Number) Description	F.R.T.
<b>NO INFORMATION .....</b>			

**• LON code system**



**a) Category codes and classification**

Code	Category
1	Engine
2	Transmission
3	Fuel & Exhaust
4	Frame & Body
5	Steering/Suspension
6	Electrical
7	Wheels/Brakes
8	Controls/instrument
9	-
0	-

**c) Operation codes and classification**

Code	Operation category
1	Replace, Removal/Installation, Change
2	Overhaul
3	Adjust, Balance
4	(Paint-related work: Top-coat)
5	Test, Inspect/diagnose, Measurement, Check
6	(Overhaul-related work: Rebore)
7	(Overhaul-related work: Reseal)
8	(Resurface)
9	(Paint-related work: Refinish)
0	Repair, Cleaning, Air bleeding





Major service items without using spare parts

Removal/Installation, Adjustment, Inspection/Measurement, Overhaul, Other work

E: Engine, F: Frame

### \* OPERATIONS OTHER THAN REPLACING PARTS

#### • Removal/installation

Set for the configuration with the parts removed from the vehicle.

	LON	DESCRIPTION	FRT
E	1101E5	<b>TILTING ENGINE ASSEMBLY- REMOVAL/INSTALLATION</b> INCLUDES: All necessary adjustment	4.3
	3111D5	<b>THROTTLE BODY ASSEMBLY- REMOVAL/INSTALLATION</b>	0.8
	1101E6	<b>CRANKCASE SEPARATION</b> INCLUDES: Engine removal and installation	7.2
F	1151E6	<b>RADIATOR ASSEMBLY- REMOVAL/INSTALLATION</b>	0.9
	2131S4 2131S5	<b>FINAL DRIVEN GEAR ASSEMBLY- REMOVAL/INSTALLATION</b> FRONT	2.0
		REAR	2.0

#### • Adjustment

	LON	DESCRIPTION	FRT
E	6143A1	<b>SPARK PLUG-ADJUSTMENT/CLEANING</b>	0.2
	1113A0	<b>VALVE CLEARANCE-ADJUSTMENT</b> NOTE: For 1 vehicle	0.8
F	6163A0	<b>HEADLIGHT-AIMING</b>	0.1
	7103A3	<b>TOE-IN-ADJUSTMENT</b>	0.3
	7113A2	<b>PARKING BRAKE-ADJUSTMENT</b>	0.1
	3113A3	<b>THROTTLE OPERATION-ADJUSTMENT</b>	0.1

#### • Inspection/Measurement

	LON	DESCRIPTION	FRT
E	1115A0	<b>COMPRESSION PRESSURE-MEASUREMENT</b>	0.2
	6145A0	<b>IGNITION TIMING-INSPECTION</b>	0.4
F	6105A0	<b>BATTERY-CHARGE</b> INCLUDES: In case of open type battery, checking electrolyte level and charge.	0.2

#### • Overhaul

Work condition: The required Measurements, inspections, adjustments, and cleaning/washing of each part are performed, including the main body removal/installation work and the replacement of defective parts.

	LON	DESCRIPTION	FRT
F	2132A1	<b>FINAL DRIVEN GEAR-OVERHAUL</b> FRONT	4.4
	2132A2	REAR	4.3

• Other work

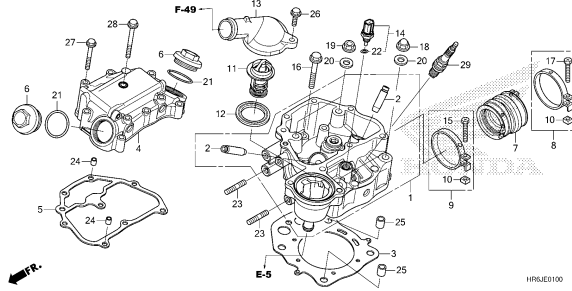
	LON	DESCRIPTION	FRT
E	1130A1	<b>OIL FILTER SCREEN-CLEANING</b> INCLUDES: Engine removal and installation NOTE: Crankcase side	7.2
	1130A6	<b>OIL FILTER SCREEN-CLEANING(A)</b> INCLUDES: Engine removal and installation NOTE: Front crankcase cover side	4.8
F	3120A0	<b>CLEANER ELEMENT-CLEANING</b>	0.2
	5105A0	<b>MEMORIZING THE TORQUE SENSOR NEUTRAL POSITION</b>	0.1
	7110A0	<b>FRONT BRAKE-AIR BLEEDING</b>	0.2
	7110A1	<b>REAR BRAKE-AIR BLEEDING</b>	0.2
	1151E7	<b>RADIATOR COOLANT-CHANGE</b>	0.3
	6185A0	<b>ECM/PCM UPDATE</b>	0.2



# ENGINE GROUP

E-1

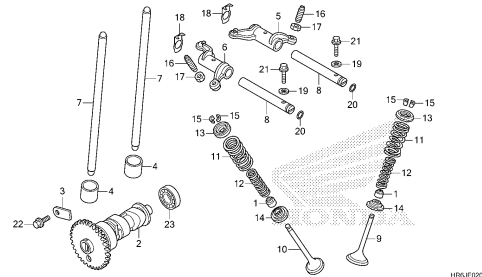
CYLINDER HEAD



HRJUE0100

E-2

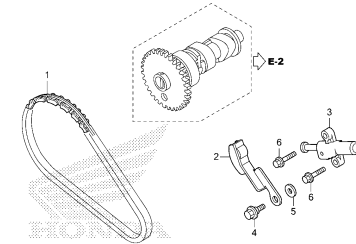
CAMSHAFT/VALVE



HRJUE0200

E-3

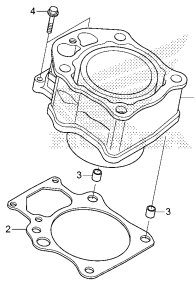
CAM CHAIN/TENSIONER



HRJUE0300

E-4

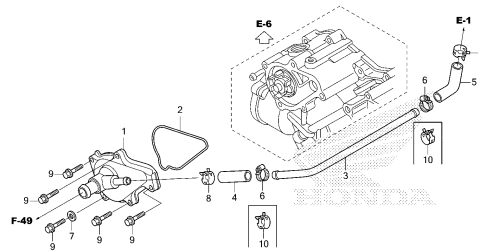
CYLINDER



HRJUE0400

E-5

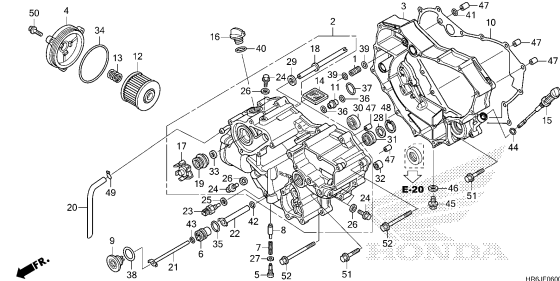
WATER PUMP COVER



HRJUE0500A

E-6

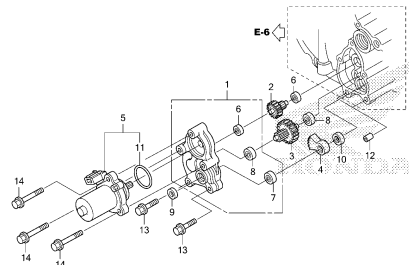
FRONT CRANKCASE COVER



HRJUE0600

E-6-10

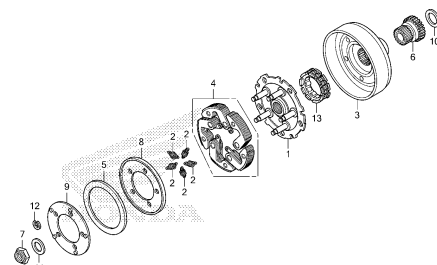
CONTROL MOTOR



HRJUE0610

E-7

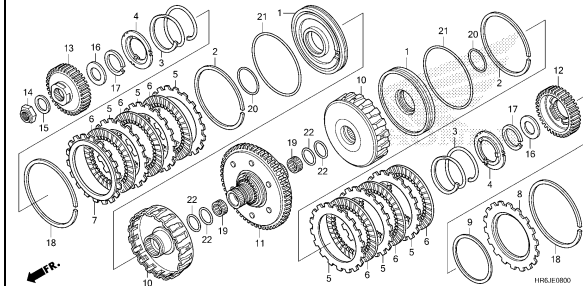
CLUTCH



HRJUE0700

E-8

CLUTCH(DCT)



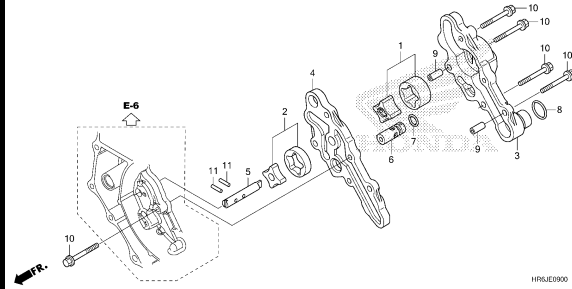
HRJUE0800

2

# ENGINE GROUP

E-9

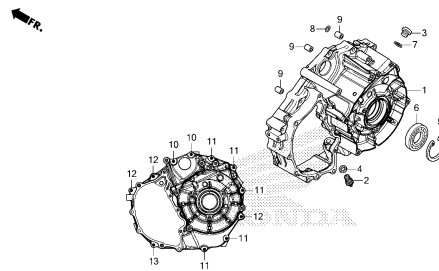
OIL PUMP



HRJSE0900

E-10

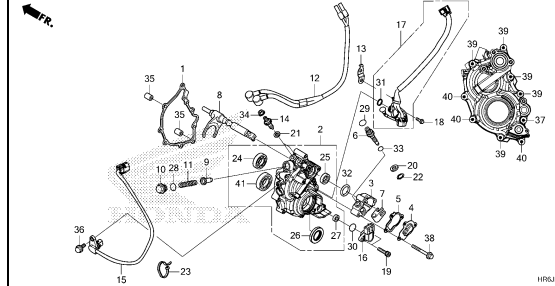
REAR CRANKCASE COVER



HRJSE1000

E-10-10

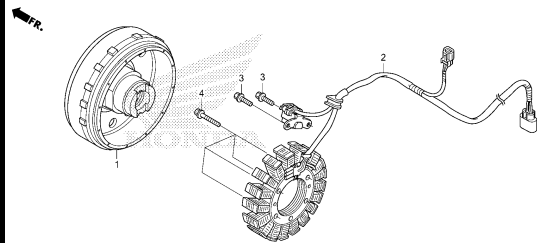
SUB TRANSMISSION COVER



HRJSE1010

E-11

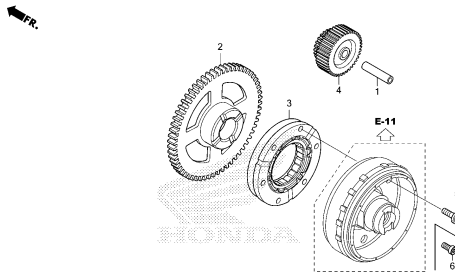
GENERATOR



HRJSE1100

E-12

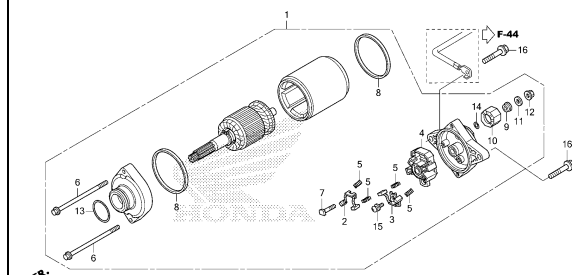
STARTING GEAR



HRJSE1200A

E-13

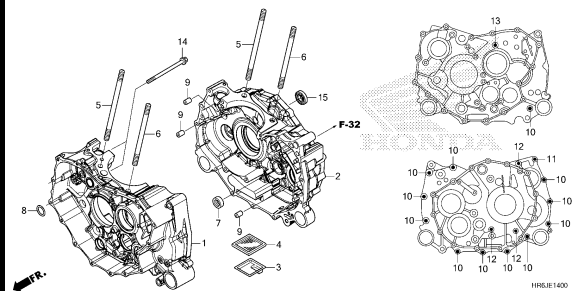
STARTER MOTOR



HRJSE1300

E-14

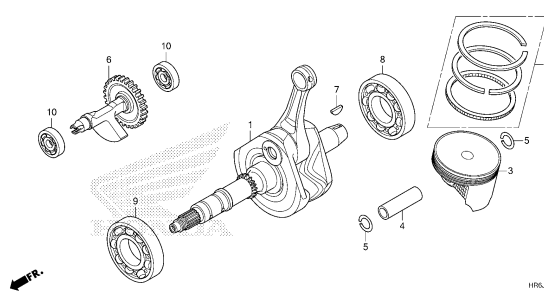
CRANKCASE



HRJSE1400

E-15

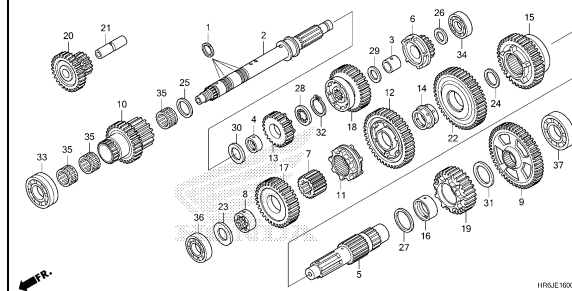
CRANKSHAFT/PISTON



HRJSE1500

E-16

TRANSMISSION



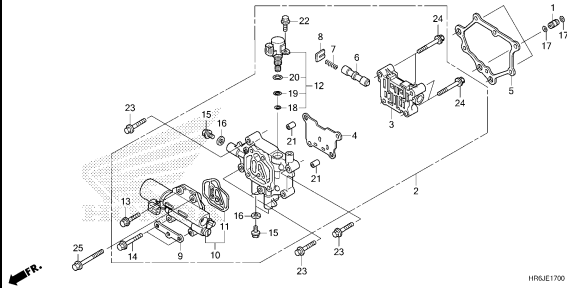
HRJSE1600

2

# ENGINE GROUP

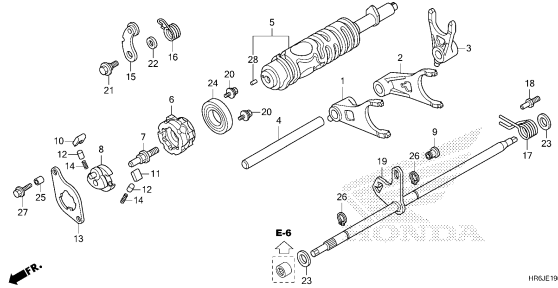
E-17

MAIN VALVE BODY



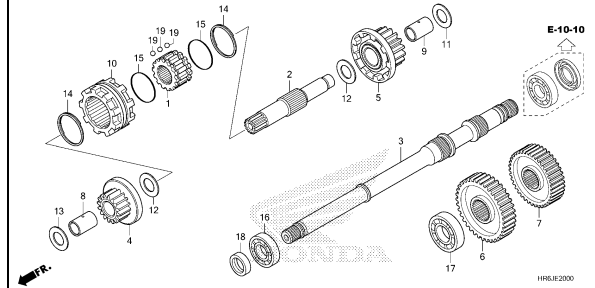
E-19

GEARSHIFT FORK



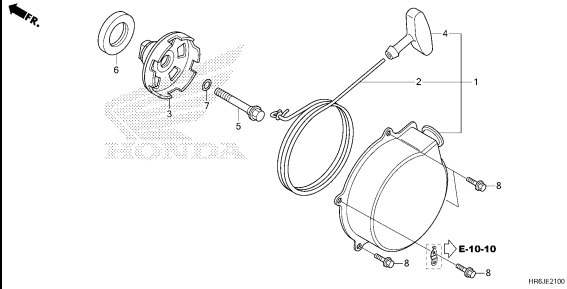
E-20

FINAL SHAFT



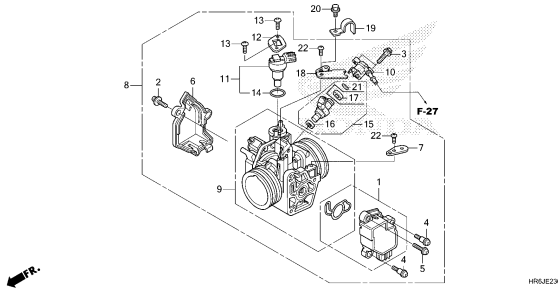
E-21

RECOIL STARTER



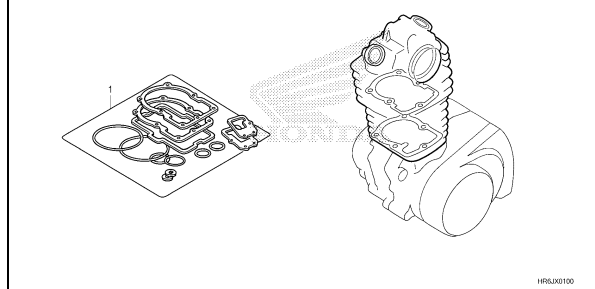
E-23

THROTTLE BODY



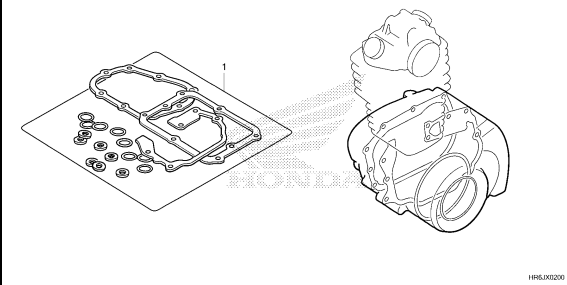
EOP-1

GASKET KIT A



EOP-2

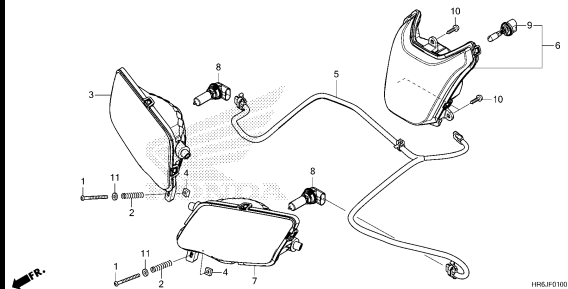
GASKET KIT B



# FRAME GROUP

F-1

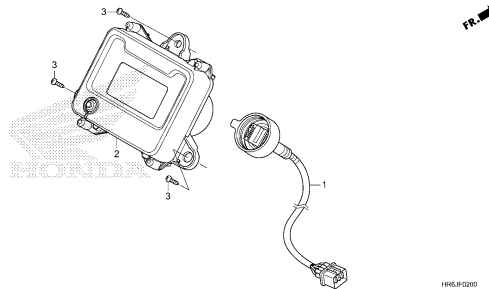
HEADLIGHT



HR6JF0100

F-2

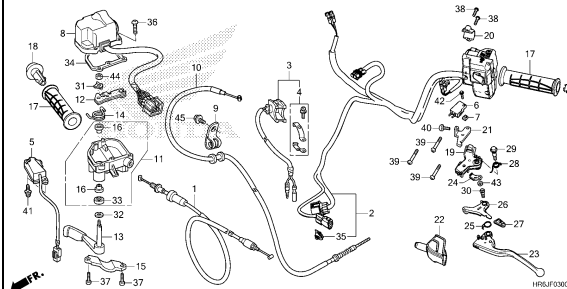
METER



HR6JF0200

F-3

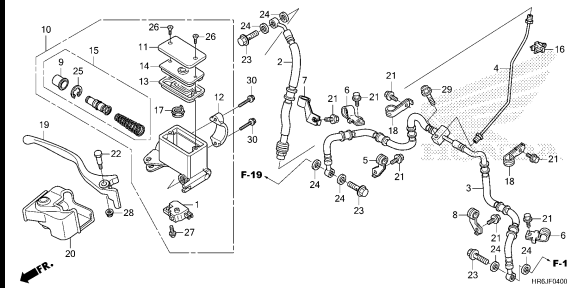
SWITCH/CABLE



HR6JF0300

F-4

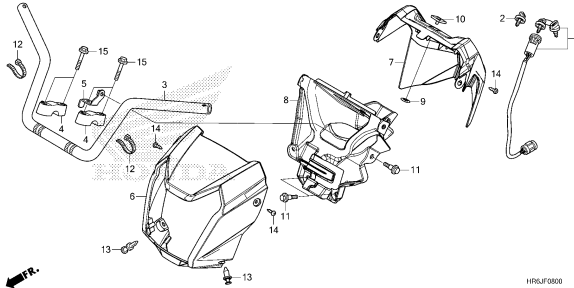
FRONT BRAKE MASTER CYLINDER



HR6JF0400

F-8

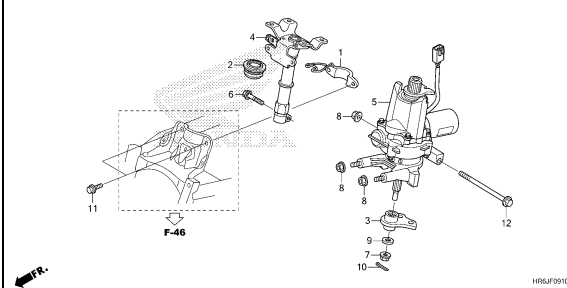
HANDLE PIPE



HR6JF0800

F-9-10

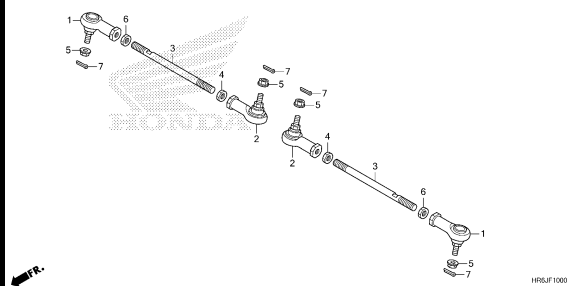
STEERING SHAFT



HR6JF0910

F-10

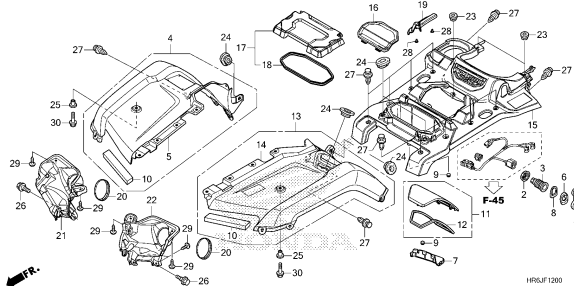
TIE ROD



HR6JF1000

F-12

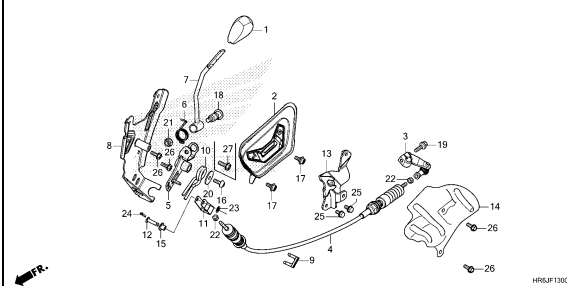
FRONT FENDER



HR6JF1200

F-13

SELECT LEVER



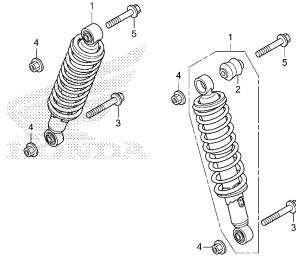
HR6JF1300A

3

# FRAME GROUP

**F-14**

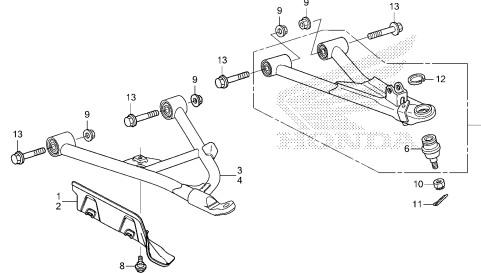
FRONT CUSHION



HR95JF1400

**F-15**

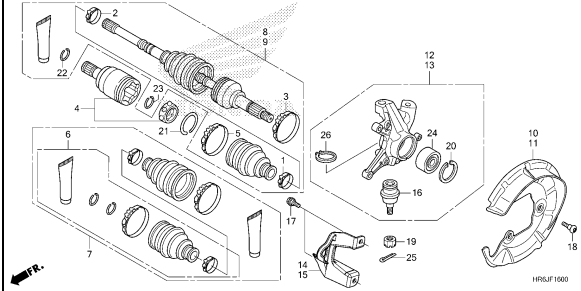
FRONT ARM



HR95JF1500

**F-16**

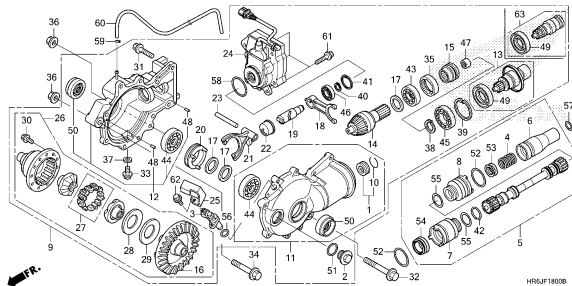
FRONT KNUCKLE/FRONT DRIVESHAFT



HR95JF1600

**F-18**

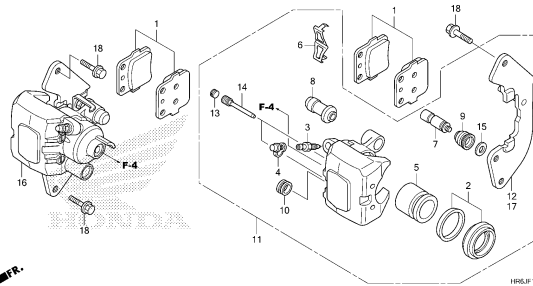
FRONT FINAL GEAR



HR95JF1800B

**F-19**

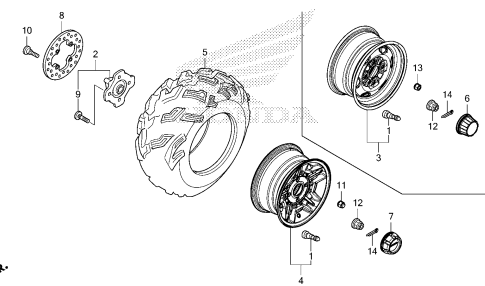
FRONT BRAKE CALIPER



HR95JF1900

**F-20**

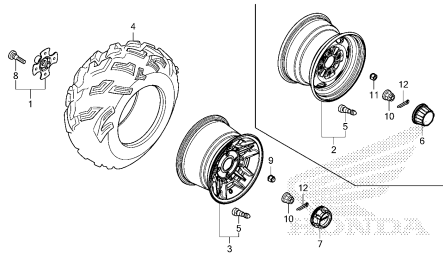
FRONT WHEEL



HR95JF2000

**F-21**

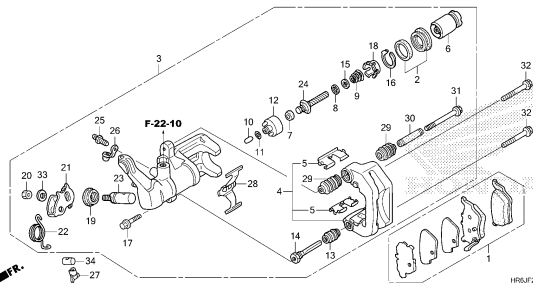
REAR WHEEL



HR95JF2100

**F-22**

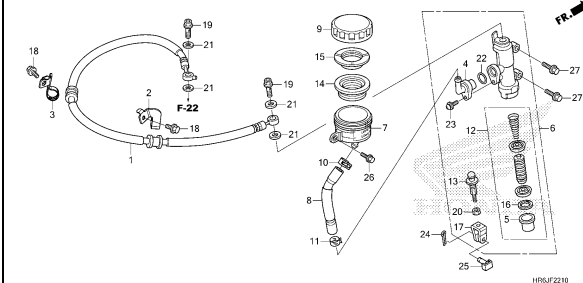
REAR BRAKE CALIPER



HR95JF2200

**F-22-10**

REAR BRAKE MASTER CYLINDER

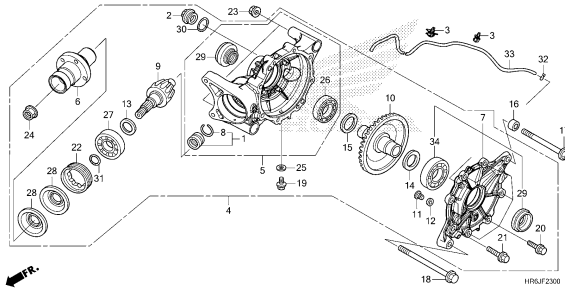


HR95JF2210

# FRAME GROUP

F-23

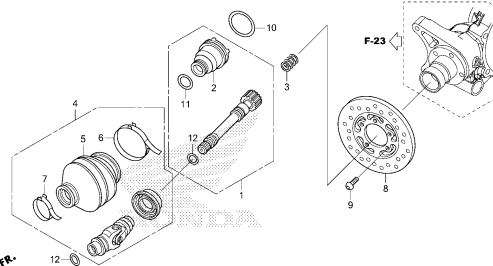
REAR FINAL GEAR



HR6JF2300

F-25

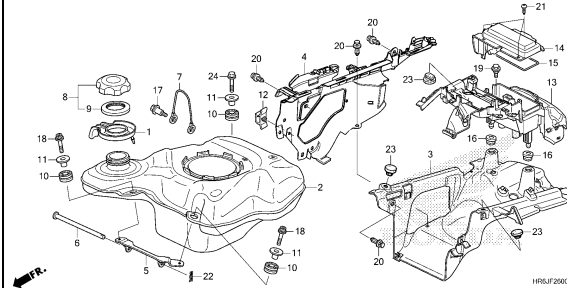
PROPELLER SHAFT



HR6JF2500

F-26

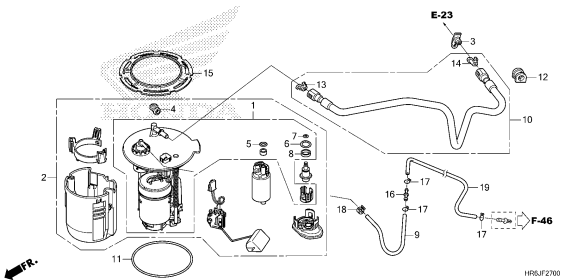
FUEL TANK



HR6JF2600

F-27

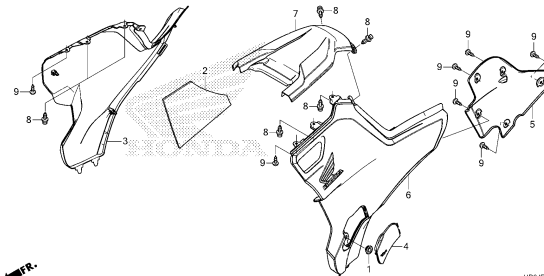
FUEL PUMP



HR6JF2700

F-28-10

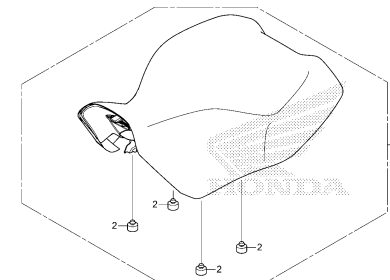
SIDE COVER/TANK COVER



HR6JF2810

F-29

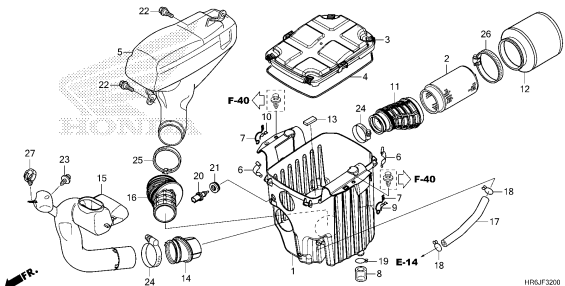
SEAT



HR6JF2900

F-32

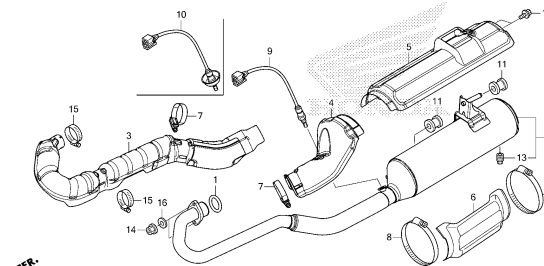
AIR CLEANER



HR6JF3200

F-33

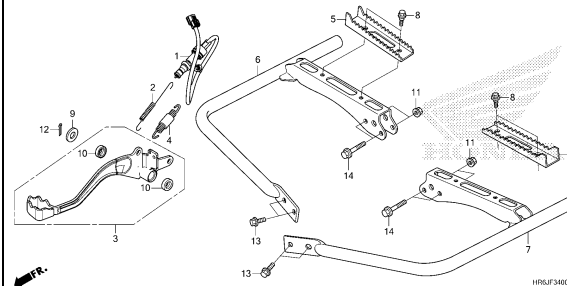
EXHAUST MUFFLER



HR6JF3300

F-34

PEDAL/STEP



HR6JF3400

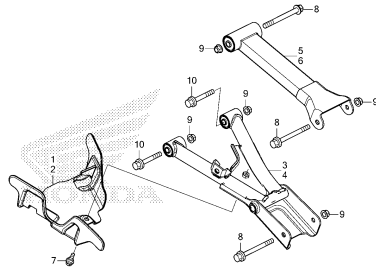
3



# FRAME GROUP

**F-35**

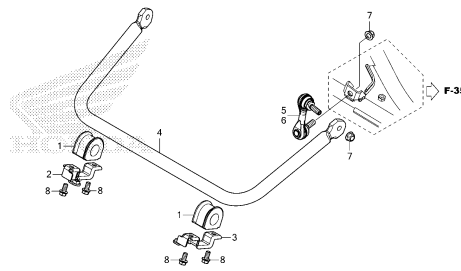
REAR ARM



HR9JF3500

**F-36**

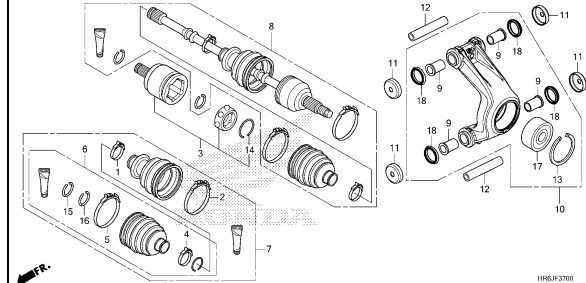
STABILIZER



HR9JF3600

**F-37**

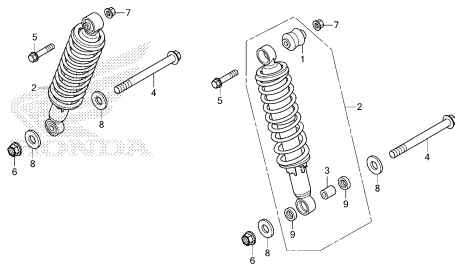
REAR KNUCKLE/REAR DRIVESHAFT



HR9JF3700

**F-39**

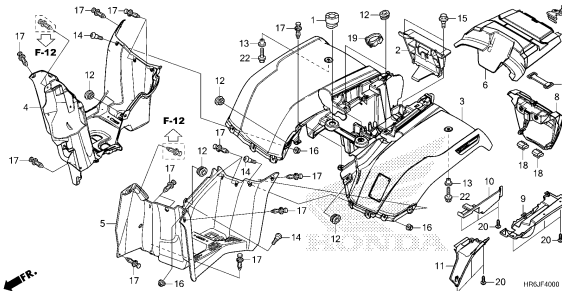
REAR CUSHION



HR9JF3900

**F-40**

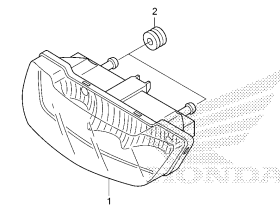
REAR FENDER



HR9JF4000

**F-43**

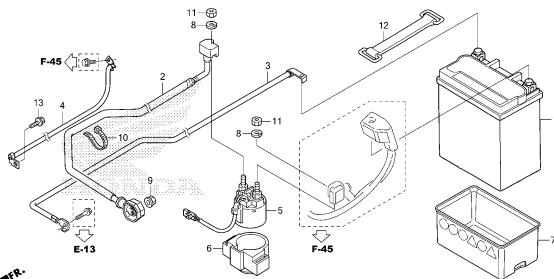
TAILLIGHT



HR9JF4300

**F-44**

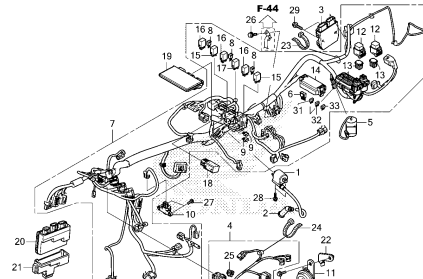
BATTERY



HR9JF4400

**F-45**

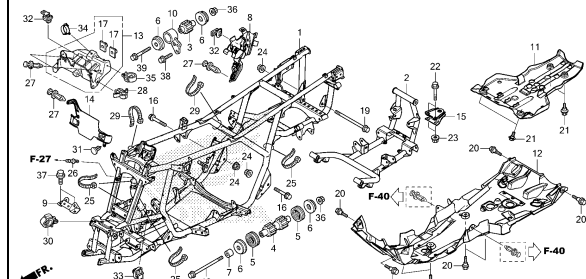
WIRE HARNESS



HR9JF4500

**F-46**

FRAME BODY

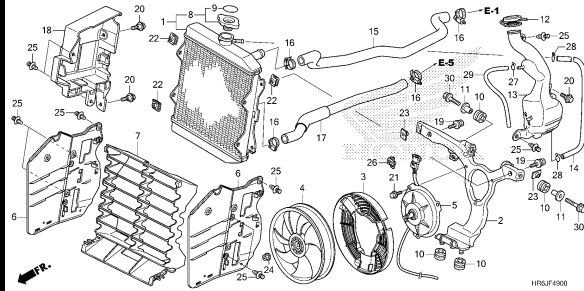


HR9JF4600

# FRAME GROUP

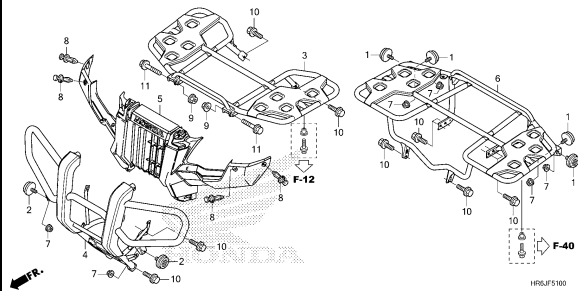
**F-49**

**RADIATOR**



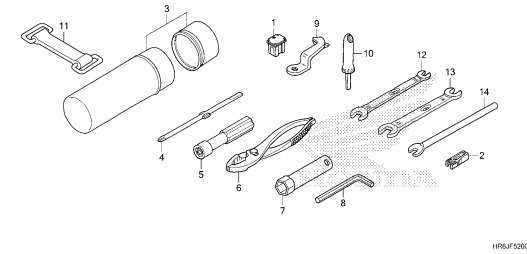
**F-51**

**CARRIER**



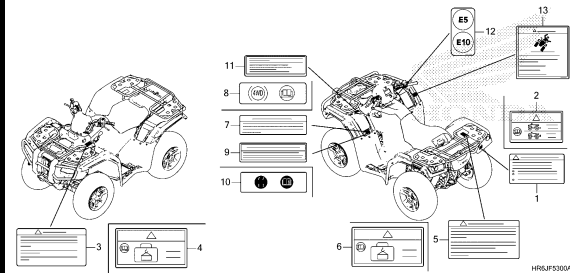
**F-52**

**TOOLS**



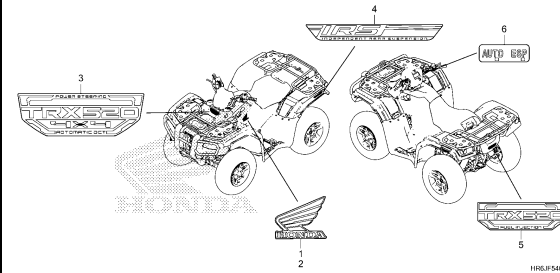
**F-53**

**CAUTION LABEL**



**F-54**

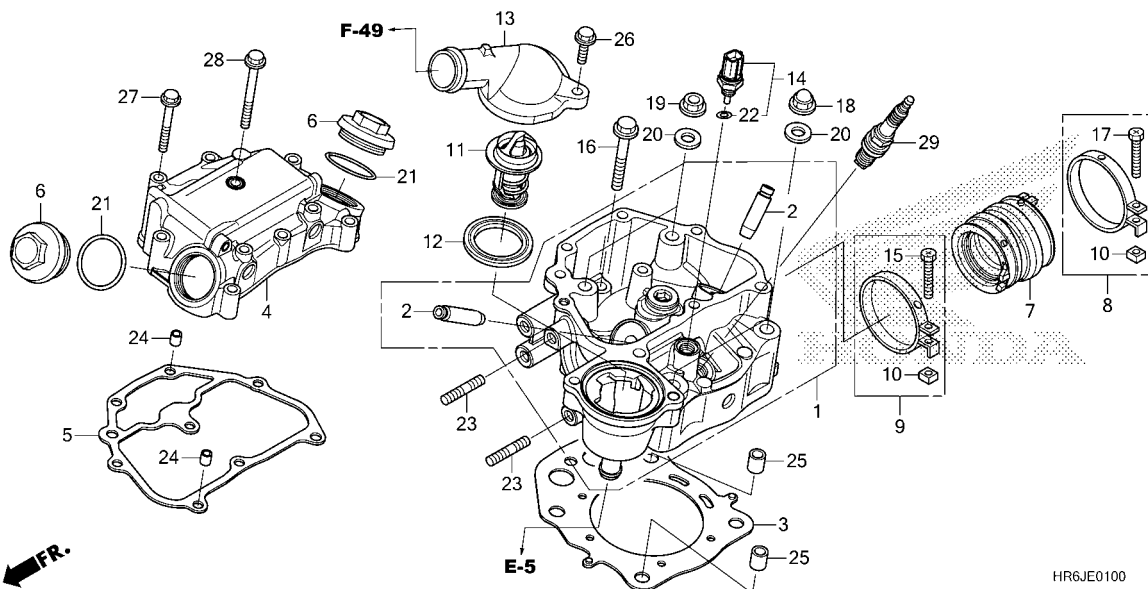
**MARK**



**3**

# E-1

# CYLINDER HEAD

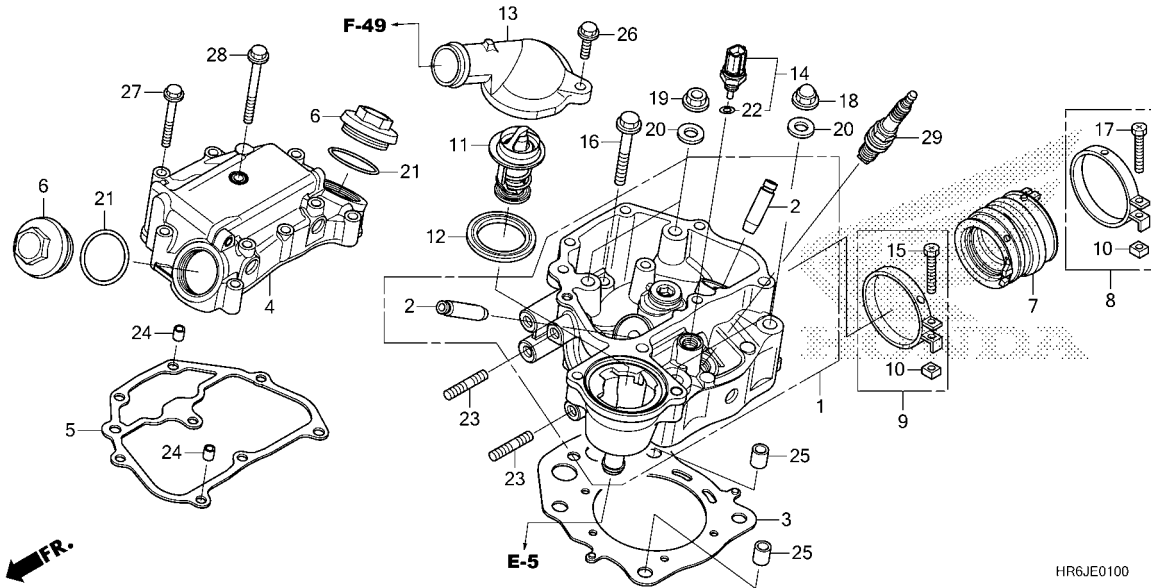


Ref. No.	L.O.N.	(Relative ref. Number) Description	F.R.T.
1	111106	HEAD, CYLINDER ..... .INCLUDES: Valve adjust and reface	2.7
2	1111L9	GUIDE, INTAKE VALVE(ONE) ..... .INCLUDES: Reaming .INCLUDES: Valve adjust and reface	2.8
	1111M0	GUIDE, EXHAUST VALVE(ONE) ..... .INCLUDES: Reaming .INCLUDES: Valve adjust and reface	2.8
	1111M9	GUIDE, VALVE :FOR 1 VEHICLE .. .INCLUDES: Reaming .INCLUDES: Valve adjust and reface	3.1
3	111115	GASKET, CYLINDER HEAD .....	2.0
4	1111C4	COVER, CYLINDER HEAD .....	0.7
5	1111D2	GASKET, CYLINDER HEAD COVER ..	0.5
7	311131	INSULATOR, THROTTLE BODY/ CARBURETOR .....	0.8
11		(12)	
	114116	THERMOSTAT .....	0.5
13	1141B3	COVER, THERMOSTAT .....	0.4
14		(22)	
	6171A9	SENSOR, WATER TEMP .....	0.4

Ref. No.	Part No.	Description	Reqd. QTY						Serial No.	Parts catalogue code
			TRX520							
			FA6		FA7					
			L	M	N	L	M	N		
1	12200-HR6-B00	HEAD COMP., CYLINDER.....	1	1	1	1	1	1		
2	12204-HP7-305	GUIDE, VALVE(O.S.).....	2	2	2	2	2	2		
3	12251-HR6-B01	GASKET, CYLINDER HEAD.....	1	1	1	1	1	1		
4	12310-HP5-L10	COVER COMP., CYLINDER HEAD...	1	1	1	1	1	1		
5	12315-HR0-F01	GASKET, HEAD COVER.....	1	1	1	1	1	1		
6	12361-HP5-600	CAP, TAPPET ADJUSTING HOLE...	2	2	2	2	2	2		
7	16211-HR4-A40	INSULATOR, THROTTLE BODY.....	1	1	1	1	1	1		
8	16217-MBW-J20	BAND, INSULATOR.....	1	1	1	1	1	1		
9	16217-MEG-000	BAND, INSULATOR.....	1	1	1	1	1	1		
10	16222-MV4-300	NUT, SQUARE, 5MM.....	2	2	2	2	2	2		
11	19300-HN8-013	THERMOSTAT ASSY.....	1	1	1	1	1	1		
12	19305-KV3-010	RUBBER, THERMOSTAT.....	1	1	1	1	1	1		
13	19321-HP5-L10	COVER, THERMOSTAT.....	1	1	1	1	1	1		
14	37870-KZR-601	SENSOR ASSY., WATER TEMPERATURE(PANASONIC)	1	1	1	1	1	1		
15	90005-MM4-000	BOLT, RECESSED, 5X32.....	1	1	1	1	1	1		
16	90009-PNA-000	BOLT, FLANGE, 8X55.....	1	1	1	1	1	1		
17	90023-MM5-000	BOLT, RECESSED, 5X28.....	1	1	1	1	1	1		
18	90201-HA0-000	NUT, CAP, 10MM.....	2	2	2	2	2	2		
19	90204-634-000	NUT, FLANGE, 10MM.....	2	2	2	2	2	2		
20	90465-MM9-000	WASHER, 10MM.....	4	4	4	4	4	4		
21	91301-428-003	O-RING, 35.5X3(NOK).....	2	2	2	2	2	2		
22	91307-PLC-004	O-RING, 9.5X1.9(PANASONIC)...	1	1	1	1	1	1		
23	92900-08025-0B	BOLT, STUD, 8X25.....	2	2	2	2	2	2		
24	94301-08140	DOWEL PIN, 8X14.....	2	2	2	2	2	2		

E-1

CYLINDER HEAD



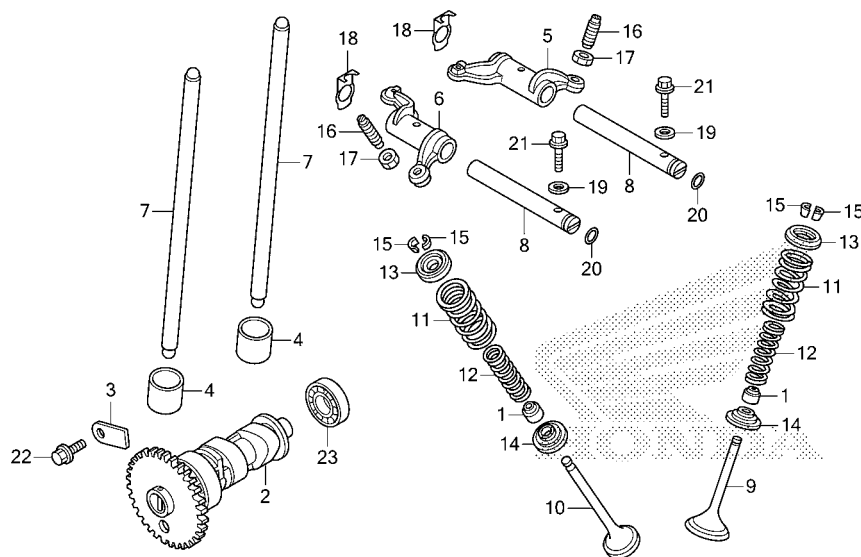
Ref. No.	L.O.N.	(Relative ref. Number) Description	F.R.T.
29	614130	PLUG, SPARK .....	0.2

Ref. No.	Part No.	Description	Reqd. QTY						Serial No.	Parts catalogue code
			TRX520			FA7				
			L	FA6 M	N	L	M	N		
25	94301-12160	PIN A, DOWEL, 12X16 .....	2	2	2	2	2	2		
26	95701-06020-00	BOLT, FLANGE, 6X20 .....	2	2	2	2	2	2		
27	95701-06050-00	BOLT, FLANGE, 6X50 .....	7	7	7	7	7	7		
28	95701-06065-00	BOLT, FLANGE, 6X65 .....	1	1	1	1	1	1		
29	98079-5514E	PLUG, SPARK(BKR5E-11)(NGK) ...	1	1	1	1	1	1		



# E-2

# CAMSHAFT/VALVE



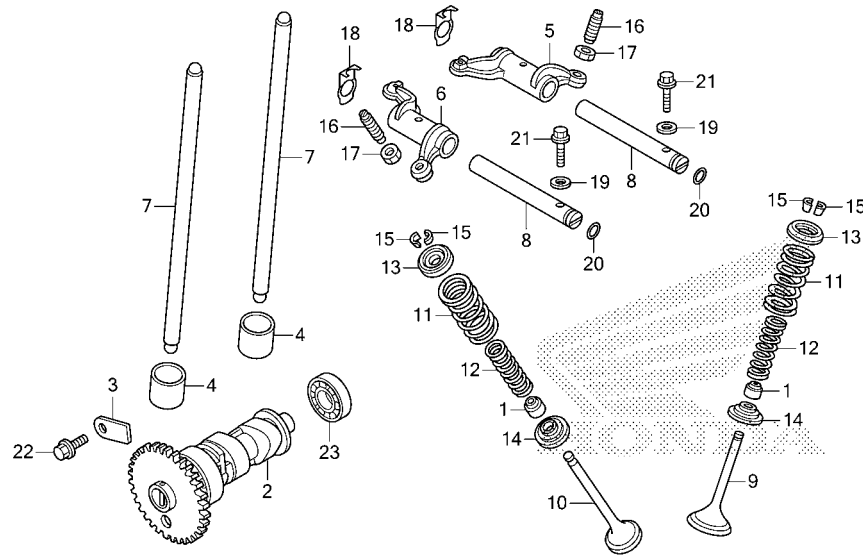
HR6JE0200

Ref. No.	L.O.N.	(Relative ref. Number) Description	F.R.T.
2	111118	CAMSHAFT ..... .INCLUDES: Engine removal and installation .INCLUDES: Valve adjustment (8)	6.3
5	1111K8	ARM, INTAKE VALVE ROCKER(ONE) .INCLUDES: Valve adjustment (8)	0.9
6	1111K9	ARM, EXHAUST VALVE ROCKER(ONE) .INCLUDES: Valve adjustment (8)	0.9
	1111L8	ARM, VALVE ROCKER :FOR 1 VEHICLE .....	0.9
7	111165	ROD, VALVE PUSH ..... .NOTE: Same time for two units .INCLUDES: Valve adjustment	0.6
9	1111N0	VALVE, INTAKE(ONE) ..... .INCLUDES: Refacing	2.3
10	1111N1	VALVE, EXHAUST(ONE) ..... .INCLUDES: Refacing	2.3
	1111P0	VALVE :FOR 1 VEHICLE ..... .INCLUDES: Refacing	2.5
12	1111P2	(1,11,13,14,15) INTAKE VALVE SPRING AND/OR STEM SEAL(ONE) .....	2.1

Ref. No.	Part No.	Description	Reqd. QTY						Serial No.	Parts catalogue code
			TRX520							
			FA6		FA7					
			L	M	N	L	M	N		
1	12208-MBB-003	SEAL, EX. VALVE STEM.....	2	2	2	2	2	2		
2	14100-HR6-A60	CAMSHAFT COMP.(38T).....	1	1	1	1	1	1		
3	14115-HP5-000	PLATE, CAM FIXING.....	1	1	1	1	1	1		
4	14421-HN8-000	FOLLOWER, CAM.....	2	2	2	2	2	2		
5	14431-HR0-F00	ARM, IN. VALVE ROCKER.....	1	1	1	1	1	1		
6	14432-HP5-600	ARM, EX. VALVE ROCKER.....	1	1	1	1	1	1		
7	14440-HP5-600	ROD COMP., PUSH.....	2	2	2	2	2	2		
8	14451-HR3-A40	SHAFT, ROCKER ARM.....	2	2	2	2	2	2		
9	14711-HR3-A40	VALVE, IN.....	1	1	-	1	1	-		
	14711-HR6-MF0	.....	-	-	1	-	-	1		
10	14721-HR3-A40	VALVE, EX.....	1	1	-	1	1	-		
	14721-HR6-MF0	.....	-	-	1	-	-	1		
11	14751-HP0-A00	SPRING, VALVE OUTER.....	2	2	2	2	2	2		
12	14761-HP0-A00	SPRING, VALVE INNER.....	2	2	2	2	2	2		
13	14771-HP0-A00	RETAINER, VALVE SPRING.....	2	2	2	2	2	2		
14	14775-HP0-A00	SEAT, VALVE SPRING.....	2	2	2	2	2	2		
15	14781-MBB-003	COTTER, VALVE.....	4	4	4	4	4	4		
16	90012-426-000	SCREW, TAPPET ADJUSTING.....	2	2	2	2	2	2		
17	90206-250-000	NUT, TAPPET ADJUSTING.....	2	2	2	2	2	2		
18	90403-HP5-600	WASHER, SPRING.....	2	2	2	2	2	2		
19	90441-706-000	WASHER, SEALING, 6MM.....	2	2	2	2	2	2		
20	91306-105-690	O-RING, 9.5X1.5.....	2	2	2	2	2	2		
21	95701-06022-00	BOLT, FLANGE, 6X22.....	2	2	2	2	2	2		
22	95701-08016-00	BOLT, FLANGE, 8X16.....	1	1	1	1	1	1		
23	96100-62020-00	BEARING, RADIAL BALL, 6202...	1	1	1	1	1	1		

# E-2

# CAMSHAFT/VALVE



←FR.

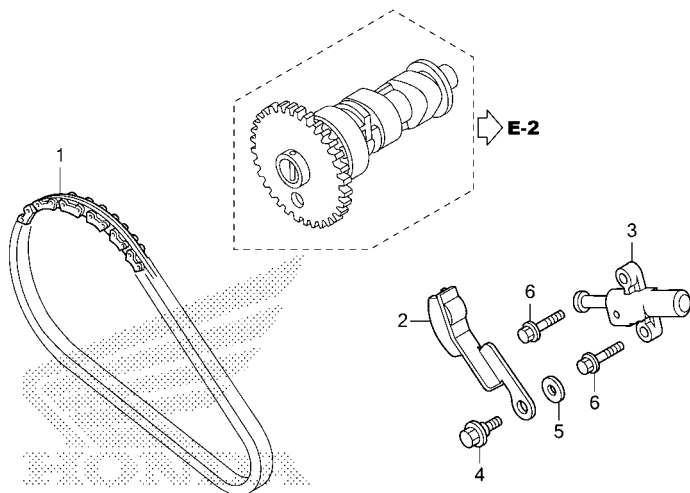
HR6JE0200

Ref. No.	L.O.N.	(Relative ref. Number) Description	F.R.T.
+12	1111P3	EXHAUST VALVE SPRING AND/OR STEM SEAL(ONE) .....	2.1
	1111Q2	VALVE SPRING AND/OR STEM SEAL :FOR 1 VEHICLE .....	2.2
23	1111Q5	BEARING, CAMSHAFT .....	7.2
.INCLUDES: Engine removal and installation			



# E-3

# CAM CHAIN/TENSIONER



HR6JE0300

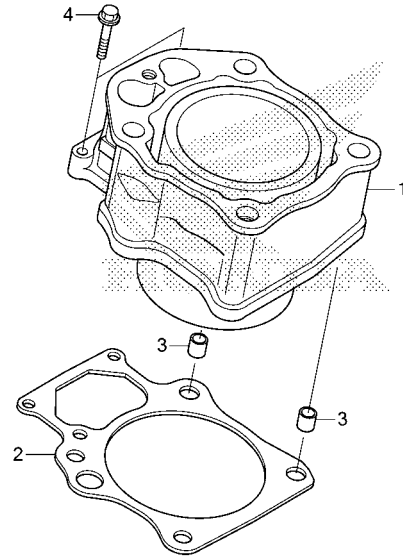
Ref. No.	L.O.N.	(Relative ref. Number) Description	F.R.T.
1	110140	CHAIN, CAM ..... .INCLUDES: Engine removal and installation	6.2
2	111130	TENSIONER, CAM CHAIN ..... .INCLUDES: Engine removal and installation	5.6
3	111133	LIFTER, TENSIONER ..... .INCLUDES: Engine removal and installation	5.6

Ref. No.	Part No.	Description	Reqd. QTY						Serial No.	Parts catalogue code
			TRX520							
			L	FA6 M	N	L	FA7 M	N		
1	14401-HP5-601	CHAIN, CAM(BORG WARNER)(60L)·	1	1	1	1	1	1		
2	14510-HP7-A00	TENSIONER COMP., CAM CHAIN···	1	1	1	1	1	1		
3	14540-HN5-671	ADJUSTER, TENSIONER·········	1	1	1	1	1	1		
4	90023-MR5-670	BOLT, GEARSHIFT DRUM STOPPER ARM PIVOT	1	1	1	1	1	1		
5	90417-360-000	WASHER, DRUM STOPPER·········	1	1	1	1	1	1		
6	95701-06020-00	BOLT, FLANGE, 6X20·········	2	2	2	2	2	2		

2

**E-4**

**CYLINDER**



HR6JE0400

Ref. No.	L.O.N.	(Relative ref. Number) Description	F.R.T.
1	1111A5	CYLINDER .....	2.4
2	111102	GASKET, CYLINDER .....	2.3

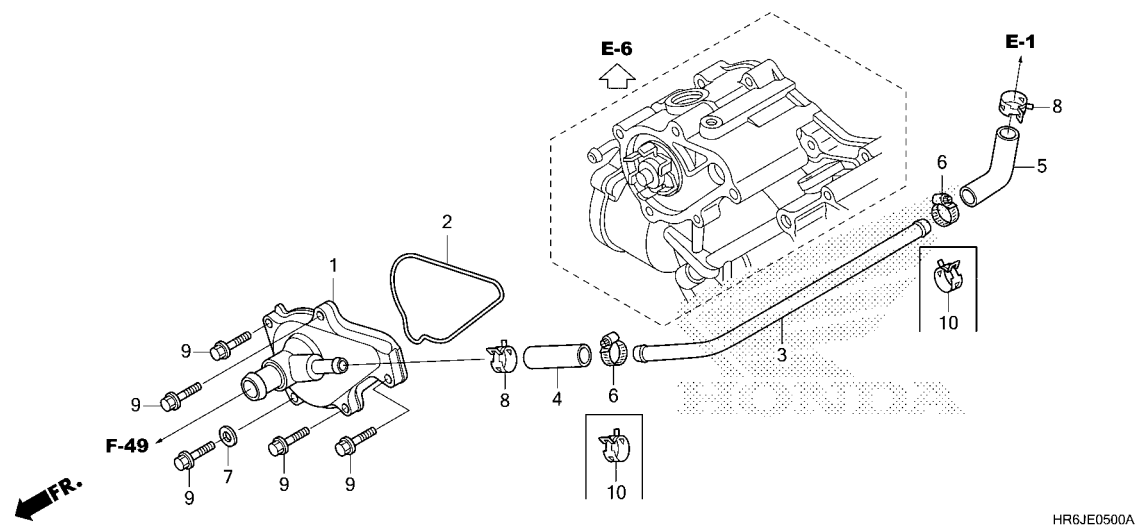
Ref. No.	Part No.	Description	Reqd. QTY						Serial No.	Parts catalogue code
			TRX520							
			L	FA6	N	L	FA7	N		
				M			M			
1	12100-HR6-B00	CYLINDER COMP. ....	1	1	1	1	1	1		
2	12191-HR6-B01	GASKET, CYLINDER .....	1	1	1	1	1	1		
3	94301-12160	PIN A, DOWEL, 12X16 .....	2	2	2	2	2	2		
4	95701-06032-00	BOLT, FLANGE, 6X32 .....	2	2	2	2	2	2		





# E-5

# WATER PUMP COVER

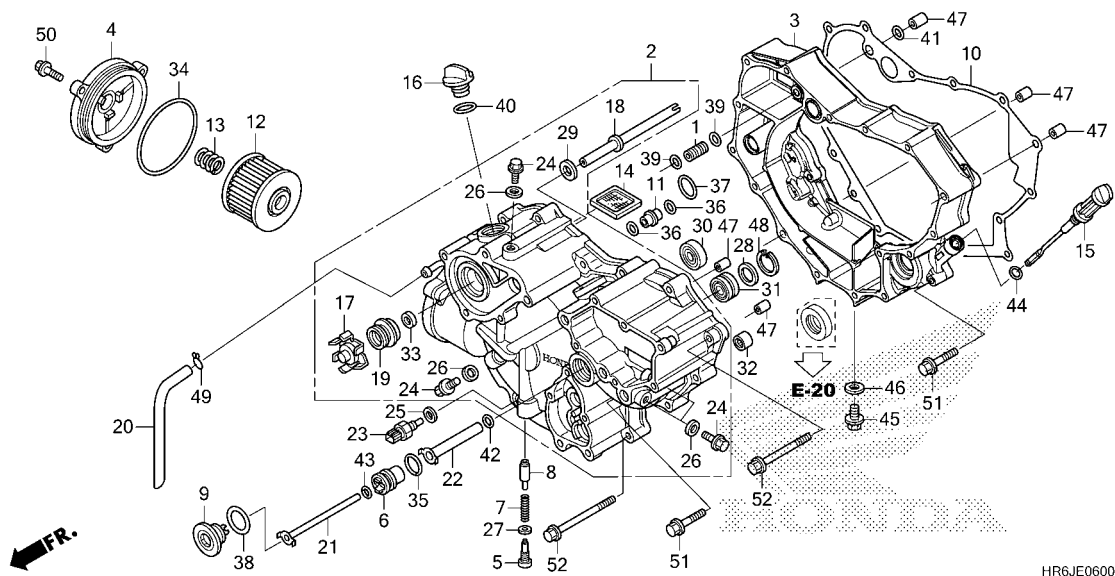


Ref. No.	L.O.N.	(Relative ref. Number) Description	F.R.T.
1	1141B0	COVER, WATER PUMP .....	0.6
2	1141B1	GASKET, WATER PUMP COVER .....	0.5
4		(3,5)	
	114130	HOSE A, WATER .....	0.6

Ref. No.	Part No.	Description	Reqd. QTY						Serial No.	Parts catalogue code
			TRX520							
			L	FA6	N	L	FA7	N		
1	19220-HP7-A00	COVER COMP., WATER PUMP .....	1	1	1	1	1	1		
2	19226-HP5-600	GASKET, WATER PUMP COVER .....	1	1	1	1	1	1		
3	19501-HR3-A60	PIPE, WATER .....	1	1	1	1	1	1		
4	19502-HR3-A40	HOSE, WATER BYPASS(A) .....	1	1	1	1	1	1		
5	19503-HR3-A40	HOSE, WATER BYPASS(B) .....	1	1	1	1	1	1		
6	19507-MAT-000	CLAMP, RADIATOR HOSE .....	2	2	-	2	2	-		
7	90441-706-000	WASHER, SEALING, 6MM .....	1	1	1	1	1	1		
8	95002-41250-08	CLAMP, TUBE(D12.5) .....	2	2	2	2	2	2		
9	95701-06025-00	BOLT, FLANGE, 6X25 .....	5	5	5	5	5	5		
10	95002-41250-08	CLAMP, TUBE(D12.5) .....	-	-	2	-	-	2		

# E-6

# FRONT CRANKCASE COVER



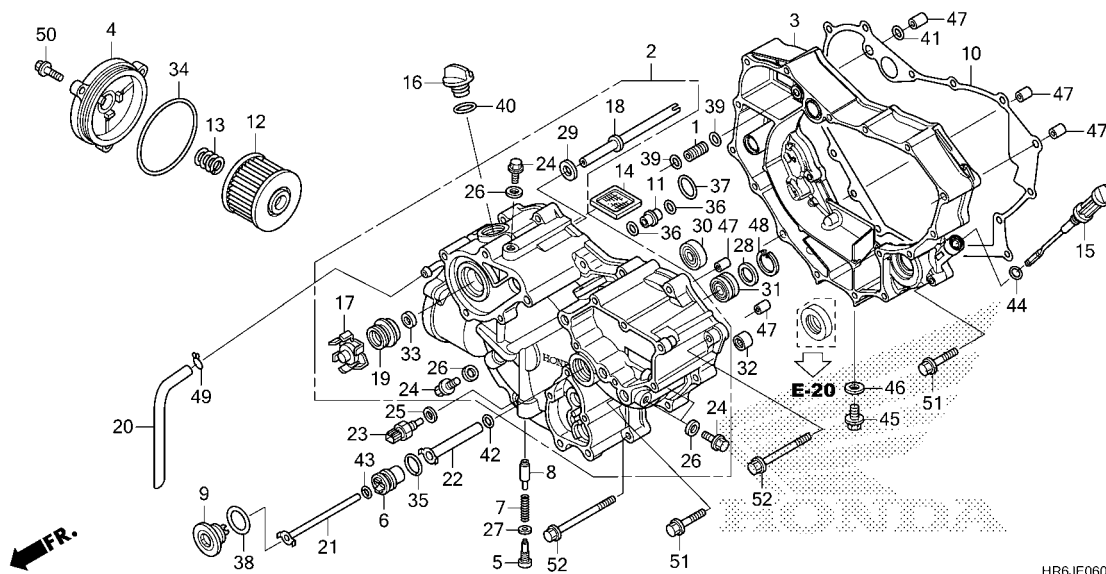
Ref. No.	L.O.N.	(Relative ref. Number) Description	F.R.T.
2	1101A7	COVER, CRANKCASE :FRONT ..... .INCLUDES: Engine removal and installation	5.3
3	1101S3	SPACER, FRONT COVER ..... .INCLUDES: Engine removal and installation	4.9
10	1101A4	GASKET, CRANKCASE COVER :FRONT .INCLUDES: Engine removal and installation	4.8
12	113127	ELEMENT, OIL FILTER ..... (4,13,34)	0.3
14	1131B5	SCREEN, OIL FILTER ..... .INCLUDES: Engine removal and installation	4.8
17	114105	IMPELLER, WATER PUMP ..... .INCLUDES: Engine removal and installation	4.9
19	114110	MECHANICAL SEAL, WATER PUMP .. .INCLUDES: Engine removal and installation	5.0
23	6171E4	SENSOR ASSY., OIL THERMOSTAT ..	0.5
30	110125	BEARING, CRANKSHAFT ..... .INCLUDES: Engine removal and installation	5.0

Ref. No.	Part No.	Description	Reqd. QTY						Serial No.	Parts catalogue code
			TRX520							
			FA6		FA7					
			L	M	N	L	M	N		
1	11145-HR6-A60	PIN, OIL GUIDE, 8MM.....	1	1	1	1	1	1		
2	11300-HR6-B00	COVER ASSY., FR. CRANKCASE...	1	1	-	1	1	-		
	11300-HR6-MF0	.....	-	-	1	-	-	1		
3	11321-HR6-B00	SPACER, FR. COVER.....	1	1	-	1	1	-		
	11321-HR6-MF0	.....	-	-	1	-	-	1		
4	11333-HP7-A00	COVER, OIL FILTER.....	1	1	1	1	1	1		
5	11334-HN2-000	BOLT, VALVE SETTING.....	1	1	1	1	1	1		
6	11335-HN8-000	COLLAR, OIL FEED PIPE SETTING	1	1	1	1	1	1		
7	11336-HN2-000	SPRING, ORIFICE VALVE(PINK) ..	1	1	1	1	1	1		
8	11337-HN2-000	VALVE, RELIEF.....	1	1	1	1	1	1		
9	11337-HN8-000	BOLT, OIL FEED PIPE SETTING ..	1	1	1	1	1	1		
10	11392-HP7-A00	GASKET, FR. CRANKCASE SPACER ..	1	1	1	1	1	1		
11	15235-HN2-000	JOINT, SPECIAL.....	1	1	1	1	1	1		
12	15412-HP7-A01	ELEMENT, OIL FILTER.....	1	1	1	1	1	1		
13	15414-KF0-000	SPRING, OIL FILTER ELEMENT SETTING	1	1	1	1	1	1		
14	15421-HR3-A60	SCREEN, OIL FILTER.....	1	1	1	1	1	1		
15	15650-HR6-A60	GAUGE, OIL LEVEL.....	1	1	1	1	1	1		
16	15655-HN5-670	CAP, OIL FILLER.....	1	1	1	1	1	1		
17	19215-HR6-B00	IMPELLER, WATER PUMP.....	1	1	1	1	1	1		
18	19216-HP7-A00	SHAFT, WATER PUMP.....	1	1	-	1	1	-		
	19216-HR6-MF0	.....	-	-	1	-	-	1		
19	19217-MAL-300	SEAL, MECHANICAL.....	1	1	1	1	1	1		
20	19507-HP7-A00	HOSE, DRAIN.....	1	1	1	1	1	1		
21	22710-HP7-A00	PIPE COMP. A, FEED.....	1	1	1	1	1	1		



# E-6

# FRONT CRANKCASE COVER

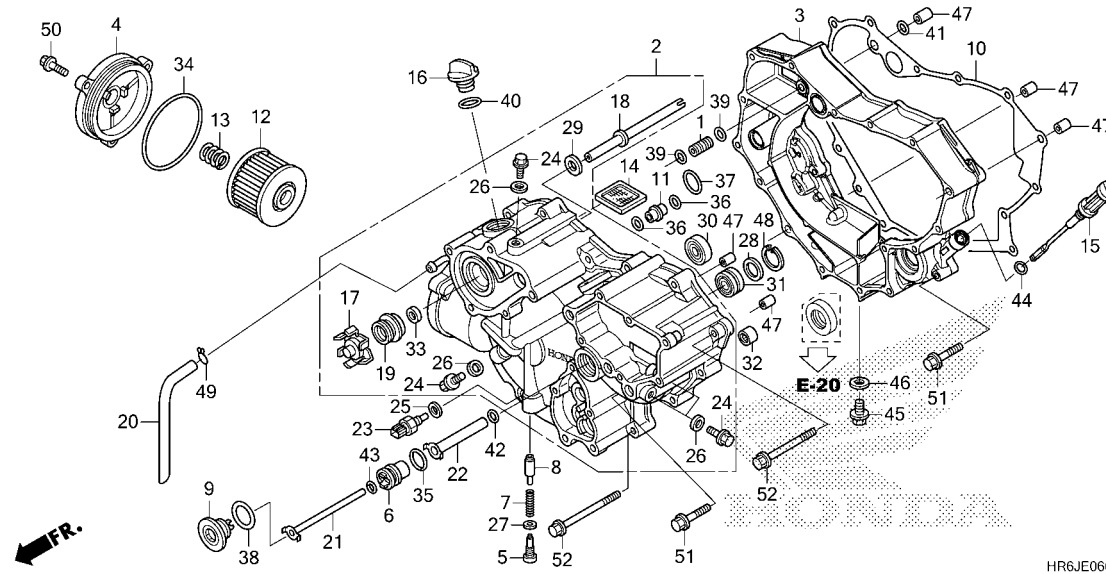


Ref. No.	L.O.N.	(Relative ref. Number) Description	F.R.T.
31	2101J2	BEARING, MAINSHAFT :FRONT COVER ..... .INCLUDES: Engine removal and installation	4.9

Ref. No.	Part No.	Description	Reqd. QTY						Serial No.	Parts catalogue code
			TRX520							
			FA6		FA7					
			L	M	N	L	M	N		
22	22715-HP7-A00	PIPE COMP. B, FEED.....	1	1	1	1	1	1		
23	37750-KPH-701	SENSOR ASSY., THERMOSTAT OIL (PANASONIC)	1	1	1	1	1	1		
24	90024-612-000	BOLT, SEALING, 8MM.....	4	4	4	4	4	4		
25	90443-MB0-000	WASHER, SEALING, 10.2MM.....	1	1	1	1	1	1		
26	90471-580-000	PACKING, 8MM.....	4	4	4	4	4	4		
27	90545-MC0-000	WASHER, OIL BOLT.....	1	1	1	1	1	1		
28	90554-KA5-680	WASHER, THRUST, 19MM.....	1	1	1	1	1	1		
29	90599-767-C10	WASHER, THRUST, 12X23X2.....	1	1	1	1	1	1		
30	91009-HF1-671	BEARING, RADIAL BALL, 15X32X9	1	1	1	1	1	1		
31	91022-HP7-A01	BEARING, NEEDLE, 16X28X13....	1	1	1	1	1	1		
32	91053-719-005	BEARING, NEEDLE, 12X16X10(NTN)	1	1	1	1	1	1		
33	91201-MV4-003	OIL SEAL, 12X26X7(ARAI).....	1	1	1	1	1	1		
34	91301-107-000	O-RING, 75X2.5.....	1	1	1	1	1	1		
35	91301-P7X-003	O-RING, 18.5X1.9(NOK).....	1	1	1	1	1	1		
36	91303-KF0-003	O-RING, 14.8X2.4(ARAI).....	2	2	2	2	2	2		
37	91304-HP5-601	O-RING, 20.6X1.9.....	1	1	1	1	1	1		
38	91305-KF0-003	O-RING, 27X2(ARAI).....	1	1	1	1	1	1		
39	91305-MG7-003	O-RING, 5X1.7(ARAI).....	2	2	2	2	2	2		
40	91307-KF0-003	O-RING, 18X3(ARAI).....	1	1	1	1	1	1		
41	91313-MN5-004	O-RING, 7.8X1.9(NOK).....	1	1	1	1	1	1		
42	91314-PC9-003	O-RING, 8.5X1.9(ARAI).....	1	1	1	1	1	1		
43	91315-PC9-004	O-RING, 6X1.5(NOK).....	1	1	1	1	1	1		
44	91316-MJ8-003	O-RING, 8.4X2.4.....	1	1	1	1	1	1		
45	92800-12000	BOLT, DRAIN PLUG, 12MM.....	1	1	1	1	1	1		

# E-6

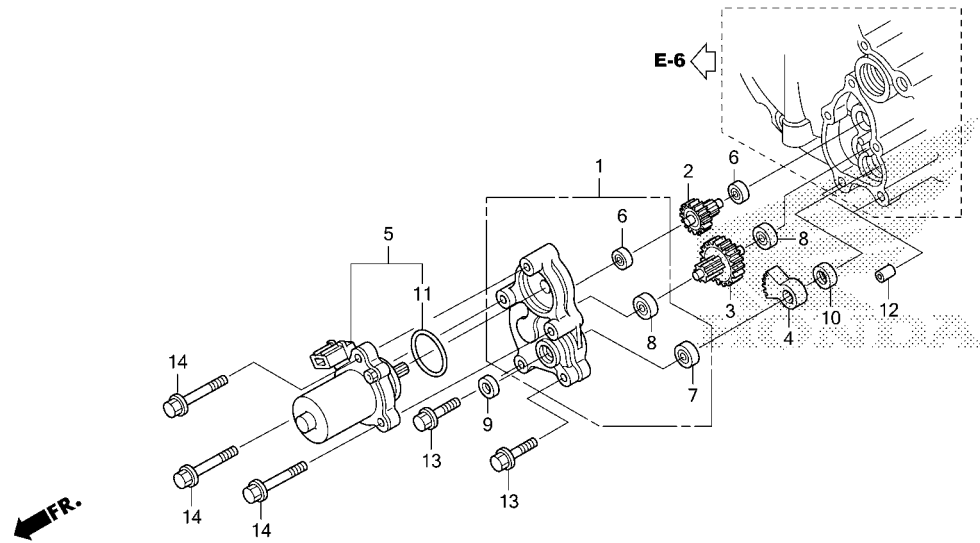
# FRONT CRANKCASE COVER



Ref. No.	Part No.	Description	Reqd. QTY						Serial No.	Parts catalogue code
			TRX520			FA7				
			L	FA6 M	N	L	M	N		
46	94109-12000	WASHER, DRAIN PLUG, 12MM.....	1	1	1	1	1	1		
47	94301-08140	DOWEL PIN, 8X14.....	5	5	5	5	5	5		
48	94520-28000	CIRCLIP, INTERNAL, 28MM.....	1	1	1	1	1	1		
49	95002-02130	CLIP, TUBE(B12.5).....	1	1	1	1	1	1		
50	95701-06022-00	BOLT, FLANGE, 6X22.....	3	3	3	3	3	3		
51	95701-06040-00	BOLT, FLANGE, 6X40.....	2	2	2	2	2	2		
52	95701-06090-00	BOLT, FLANGE, 6X90.....	13	13	13	13	13	13		

# E-6-10

# CONTROL MOTOR



HR6JE0610

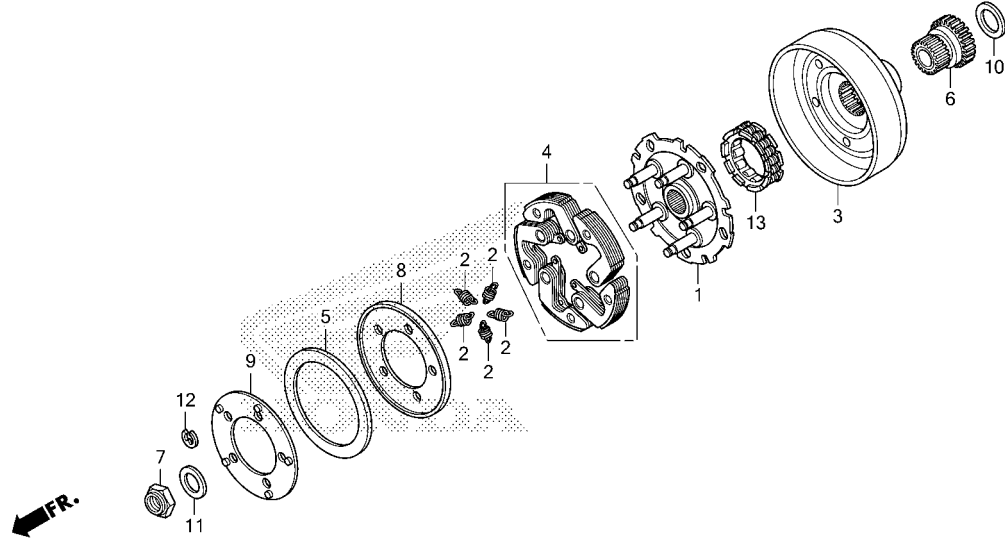
Ref. No.	L.O.N.	(Relative ref. Number) Description	F.R.T.
1	2101D7	COVER, REDUCTION GEAR .....	0.5
2	110111	(3,4) GEAR, REDUCTION .....	0.5
		.NOTE: Same time for two units or more	
5	2101B8	(11) MOTOR, SHIFT CONTROL .....	0.5
6	2101D8	(7,8) BEARING, REDUCTION GEAR :FRONT .NOTE: Same time for two units or more	0.6
	2101D9	BEARING, REDUCTION GEAR :REAR .NOTE: Same time for two units	0.7
	2101E0	BEARING, REDUCTION GEAR :FOR 1 VEHICLE .....	0.8

Ref. No.	Part No.	Description	Reqd. QTY						Serial No.	Parts catalogue code
			TRX520							
			L	FA6 M	N	L	FA7 M	N		
1	11335-HP7-A00	COVER COMP., REDUCTION GEAR..	1	1	1	1	1	1		
2	24615-HP7-A01	GEAR, SHIFT REDUCTION(41T/7T)	1	1	-	1	1	-		
	24615-HR6-MF0	.....	-	-	1	-	-	1		
3	24616-HP7-A01	GEAR, SHIFT REDUCTION(32T/10T)	1	1	-	1	1	-		
	24616-HR6-MF0	.....	-	-	1	-	-	1		
4	24617-HP7-A01	GEAR, SHIFT REDUCTION(45T)...	1	1	-	1	1	-		
	24617-HR6-MF0	.....	-	-	1	-	-	1		
5	31300-HP5-601	MOTOR ASSY., CONTROL .....	1	1	1	1	1	1		
6	91050-HN0-A11	BEARING, RADIAL BALL, 696ZZ..	2	2	2	2	2	2		
7	91050-HN7-003	BEARING, RADIAL BALL, 699ZZ..	1	1	1	1	1	1		
8	91060-HN0-A11	BEARING, RADIAL BALL, 626ZZ..	2	2	2	2	2	2		
9	91201-PA9-004	OIL SEAL, 9X18X7(ARAI).....	1	1	1	1	1	1		
10	91205-KF0-003	OIL SEAL, 12X20X5(ARAI).....	1	1	1	1	1	1		
11	91351-HM8-A51	O-RING, CONTROL MOTOR .....	1	1	1	1	1	1		
12	94301-08140	DOWEL PIN, 8X14 .....	2	2	2	2	2	2		
13	95701-06035-00	BOLT, FLANGE, 6X35 .....	2	2	2	2	2	2		
14	95701-06050-00	BOLT, FLANGE, 6X50 .....	3	3	3	3	3	3		

2

E-7

CLUTCH



HR6JE0700

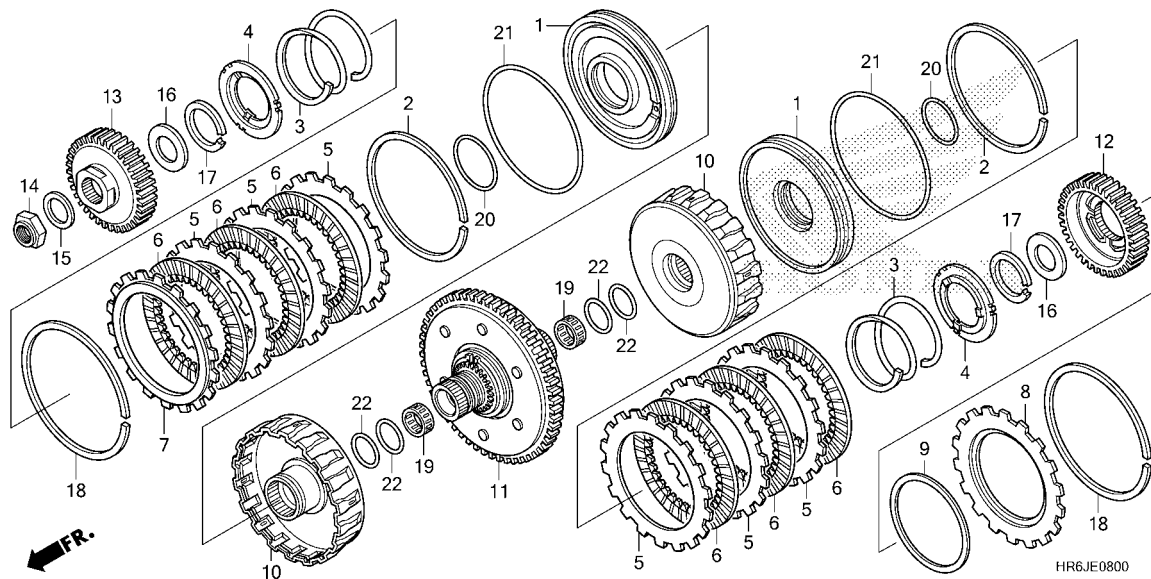
Ref. No.	L.O.N.	(Relative ref. Number) Description	F.R.T.
1	2121A2	PLATE, CLUTCH DRIVE ..... .INCLUDES: Engine removal and installation	5.3
3	2121E2	OUTER, CLUTCH :UPPER ..... .INCLUDES: Engine removal and installation	5.2
4	2121A6	WEIGHT SET, CLUTCH ..... .INCLUDES: Engine removal and installation	5.3
6	211105	GEAR, PRIMARY DRIVE ..... .INCLUDES: Engine removal and installation	5.2
13	2121C3	CLUTCH, DRIVE ONE WAY ..... .INCLUDES: Engine removal and installation	5.2

Ref. No.	Part No.	Description	Reqd. QTY						Serial No.	Parts catalogue code
			TRX520							
			L	FA6	N	L	FA7	N		
1	22350-HR6-A60	PLATE COMP., DRIVE .....	1	1	1	1	1	1		
2	22451-HR6-A60	SPRING, CLUTCH DRIVE .....	5	5	5	5	5	5		
3	22500-HR6-A60	OUTER COMP., CLUTCH .....	1	1	1	1	1	1		
4	22535-HR6-306	WEIGHT SET, CLUTCH .....	1	1	1	1	1	1		
5	22714-HP5-600	SPRING, CONED DISK .....	1	1	1	1	1	1		
6	23120-HP7-A00	GEAR COMP., DRIVE(25T) .....	1	1	1	1	1	1		
7	90235-HM7-000	NUT, LOCK, 20MM .....	1	1	1	1	1	1		
8	90406-HR6-A60	WASHER, 64X122X1.0 .....	1	1	1	1	1	1		
9	90407-HR6-A60	WASHER, 64X105X2 .....	1	1	1	1	1	1		
10	90457-HN2-000	WASHER, THRUST, 29X40X2 .....	1	1	1	1	1	1		
11	90459-KB4-670	WASHER, THRUST, 20MM .....	1	1	1	1	1	1		
12	90605-166-720	CIRCLIP, 7MM .....	5	5	5	5	5	5		
13	91101-HN2-003	CLUTCH, ONE WAY .....	1	1	1	1	1	1		



E-8

CLUTCH(DCT)



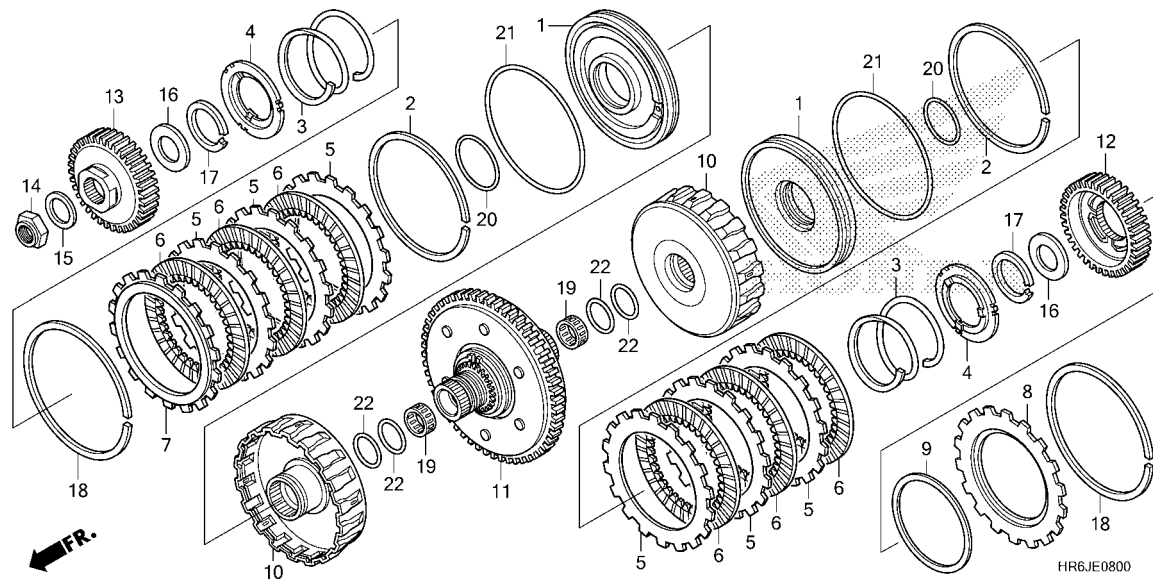
Ref. No.	L.O.N.	(Relative ref. Number) Description	F.R.T.
1	2121C8	PISTON, CLUTCH(LOW) ..... .INCLUDES: Engine removal and installation	5.5
6	2121A1	DISC, CLUTCH FRICTION ..... .INCLUDES: Engine removal and installation .NOTE: Same time for two units or more	5.4
10	212145	GUIDE, CLUTCH(LOW) ..... .INCLUDES: Engine removal and installation	5.5
11	211100	GEAR, PRIMARY DRIVEN ..... .INCLUDES: Engine removal and installation	5.5
12	2121N3	GUIDE, CLUTCH ..... .INCLUDES: Engine removal and installation	5.7
13	2121N8	GUIDE, FIRST CLUTCH GEAR ..... .INCLUDES: Engine removal and installation	5.3

Ref. No.	Part No.	Description	Reqd. QTY						Serial No.	Parts catalogue code
			TRX520							
			L	FA6	M	N	L	FA7	M	N
1	22530-HN8-003	PISTON COMP., CLUTCH.....	2	2	2	2	2	2	2	2
2	22536-HN8-003	SPRING, CLUTCH WAVE.....	2	2	2	2	2	2	2	2
3	22541-HN8-003	SPRING, CLUTCH RETURN.....	2	2	2	2	2	2	2	2
4	22542-HP7-A01	SEAT, RETURN SPRING.....	2	2	2	2	2	2	2	2
5	22543-HP7-A01	PLATE, CLUTCH.....	6	6	6	6	6	6	6	6
6	22544-HP7-A01	DISK, CLUTCH.....	6	-	-	6	-	-	-	-
	22544-HN8-B41	.....	-	6	6	-	6	6	-	6
7	22551-HP7-A01	PLATE A, CLUTCH END(1.9MM) ...	1	1	1	1	1	1	1	1
	22552-HP7-A01	PLATE A, CLUTCH END(2.0MM) ...	1	1	1	1	1	1	1	1
	22553-HP7-A01	PLATE A, CLUTCH END(2.1MM) ...	1	1	1	1	1	1	1	1
	22554-HP7-A01	PLATE A, CLUTCH END(2.2MM) ...	1	1	1	1	1	1	1	1
	22555-HP7-A01	PLATE A, CLUTCH END(2.3MM) ...	1	1	1	1	1	1	1	1
	22556-HP7-A01	PLATE A, CLUTCH END(2.4MM) ...	1	1	1	1	1	1	1	1
	22557-HP7-A01	PLATE A, CLUTCH END(2.5MM) ...	1	1	1	1	1	1	1	1
	22558-HP7-A01	PLATE A, CLUTCH END(2.6MM) ...	1	1	1	1	1	1	1	1
	22559-HP7-A01	PLATE A, CLUTCH END(2.7MM) ...	1	1	1	1	1	1	1	1
8	22561-HP7-A00	PLATE B, CLUTCH END(1.9MM) ...	1	1	1	1	1	1	1	1
	22562-HP7-A00	PLATE B, CLUTCH END(2.0MM) ...	1	1	1	1	1	1	1	1
	22563-HP7-A00	PLATE B, CLUTCH END(2.1MM) ...	1	1	1	1	1	1	1	1
	22564-HP7-A00	PLATE B, CLUTCH END(2.2MM) ...	1	1	1	1	1	1	1	1
	22565-HP7-A00	PLATE B, CLUTCH END(2.3MM) ...	1	1	1	1	1	1	1	1
	22566-HP7-A00	PLATE B, CLUTCH END(2.4MM) ...	1	1	1	1	1	1	1	1
	22567-HP7-A00	PLATE B, CLUTCH END(2.5MM) ...	1	1	1	1	1	1	1	1
	22568-HP7-A00	PLATE B, CLUTCH END(2.6MM) ...	1	1	1	1	1	1	1	1
	22569-HP7-A00	PLATE B, CLUTCH END(2.7MM) ...	1	1	1	1	1	1	1	1
9	22571-HP7-A00	PLATE A, CLUTCH GUIDE.....	1	1	1	1	1	1	1	1
10	22651-HP7-A01	GUIDE COMP., CLUTCH.....	2	2	2	2	2	2	2	2

2

E-8

CLUTCH(DCT)



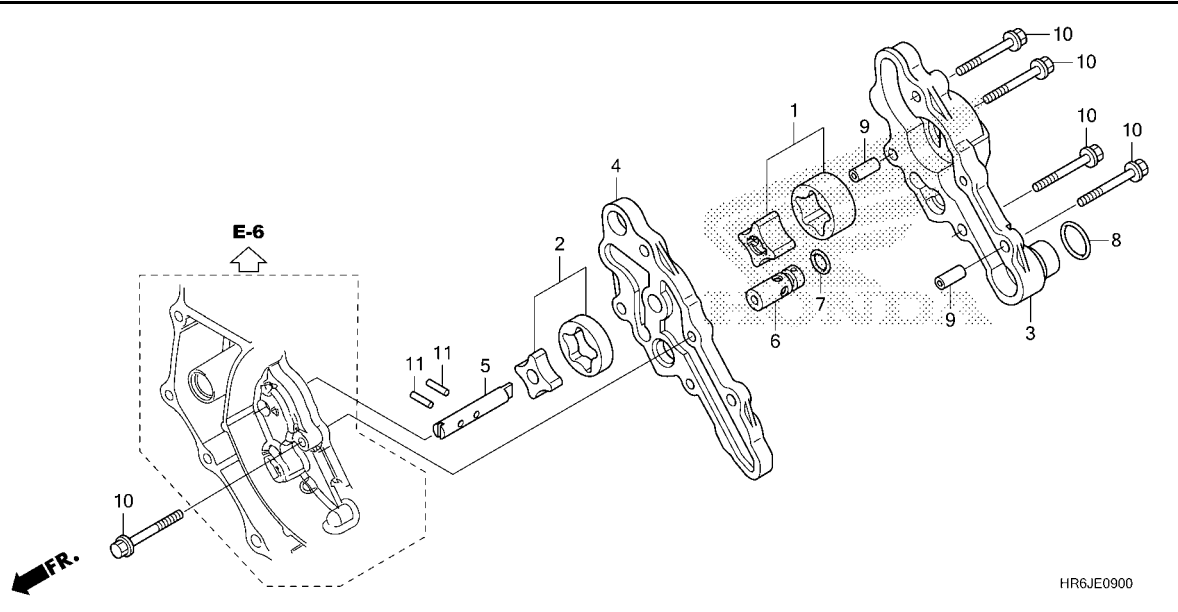
Ref. No.	Part No.	Description	Reqd. QTY						Serial No.	Parts catalogue code
			TRX520			FA7				
			L	FA6 M	N	L	M	N		
11	23100-HP7-A00	GEAR COMP., PRIMARY DRIVEN (67T)	1	1	1	1	1	1		
12	23405-HP7-A00	GUIDE, SECOND CLUTCH GEAR	1	1	1	1	1	1		
13	23406-HP7-A00	GUIDE, FIRST CLUTCH GEAR	1	1	1	1	1	1		
14	90236-HN5-M00	NUT, LOCK, 18MM	1	1	1	1	1	1		
15	90432-MR1-000	WASHER, SPECIAL, 18MM	1	1	1	1	1	1		
16	90452-HP7-A00	WASHER, WAVE THRUST, 23.5X42X1	2	2	2	2	2	2		
17	90603-P24-A11	CIRCLIP, EXTERNAL, 42MM (F.C.C.)	2	2	2	2	2	2		
	90603-PL4-000	CIRCLIP, EXTERNAL, 42MM	2	2	2	2	2	2		
18	90605-P24-A01	RING, SNAP, 119MM(F.C.C.)	2	2	2	2	2	2		
	90605-PC9-000	RING, SNAP, 119MM	2	2	2	2	2	2		
19	91021-HP7-A01	BEARING, NEEDLE, 23X27X13	2	2	2	2	2	2		
20	91302-PL4-003	O-RING, 41.8X2.2(NOK)	2	2	2	2	2	2		
21	91303-PC9-003	O-RING, 104X2.2(ARAI)	2	2	2	2	2	2		
	91303-PC9-004	O-RING, 104X2.2(NOK)	2	2	2	2	2	2		
22	91307-PA9-003	O-RING, 31.2X1.9(ARAI)	4	4	4	4	4	4		





# E-9

# OIL PUMP



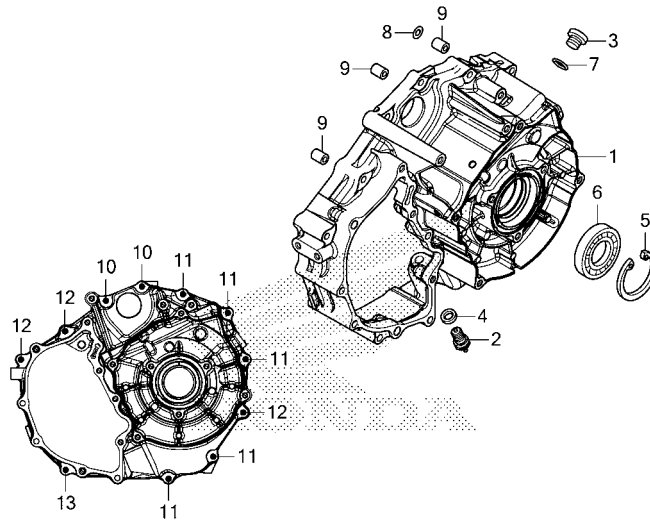
Ref. No.	L.O.N.	(Relative ref. Number) Description	F.R.T.
2	1131C7	(1,3,4,6,7) ROTOR, OIL PUMP ..... .INCLUDES: Engine removal and installation .NOTE: Same time for two units or more	5.1

Ref. No.	Part No.	Description	Reqd. QTY						Serial No.	Parts catalogue code
			TRX520			FA7				
			L	FA6 M	N	L	M	N		
1	15021-HR6-B00	ROTOR SET A, OIL PUMP .....	1	1	1	1	1	1		
2	15022-HR6-B00	ROTOR SET B, OIL PUMP .....	1	1	1	1	1	1		
3	15101-HR6-A60	BODY COMP. A, OIL PUMP .....	1	1	1	1	1	1		
4	15102-HR6-A60	BODY B, OIL PUMP .....	1	1	1	1	1	1		
5	15132-HR6-A60	SHAFT, OIL PUMP .....	1	1	1	1	1	1		
6	15220-HP7-A00	VALVE ASSY., RELIEF .....	1	1	-	1	1	-		
	15240-HL4-000	.....	-	-	1	-	-	1		
7	91313-MB0-003	O-RING, 14.7X2.2(ARAI) .....	1	1	1	1	1	1		
8	91331-PC9-003	O-RING, 21.2X2.4(ARAI) .....	1	1	1	1	1	1		
9	94301-08200	DOWEL PIN, 8X20 .....	2	2	2	2	2	2		
10	95701-06040-00	BOLT, FLANGE, 6X40 .....	5	5	5	5	5	5		
11	96220-40158	ROLLER, 4X15.8 .....	2	2	2	2	2	2		



# E-10

# REAR CRANKCASE COVER



HR6JE1000

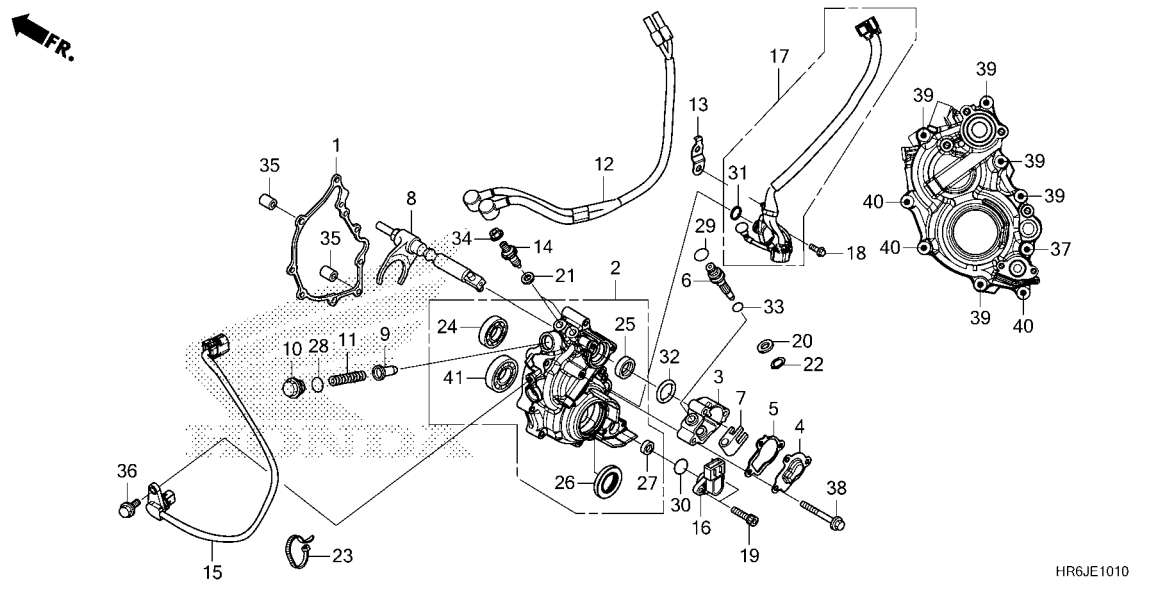
Ref. No.	L.O.N.	(Relative ref. Number) Description	F.R.T.
1	1101A8	COVER, CRANKCASE :REAR .....	4.1
2	6151B8	SWITCH, NEUTRAL .....	0.9
6	1101J6	BEARING, CRANKSHAFT :REAR COVER .....	3.6

Ref. No.	Part No.	Description	Reqd. QTY						Serial No.	Parts catalogue code
			TRX520							
			FA6		FA7					
			L	M	N	L	M	N		
1	11340-HR6-B00	COVER COMP., RR. CRANKCASE ...	1	1	1	1	1	1		
2	35600-HL4-003	SWITCH ASSY., NEUTRAL(TOYO) ..	1	1	1	1	1	1		
3	90084-KY2-000	CAP, 14MM .....	1	1	1	1	1	1		
4	90545-MC0-000	WASHER, OIL BOLT .....	1	1	1	1	1	1		
5	90602-GFZ-000	CIRCLIP, INTERNAL, 42MM .....	1	1	1	1	1	1		
6	91015-HR0-F21	BEARING, RADIAL BALL, 6806 ...	1	1	1	1	1	1		
7	91303-377-000	O-RING, 13.8X2.5 .....	1	1	1	1	1	1		
8	91313-MN5-004	O-RING, 7.8X1.9(NOK) .....	1	1	1	1	1	1		
9	94301-08140	DOWEL PIN, 8X14 .....	3	3	3	3	3	3		
10	95701-06025-00	BOLT, FLANGE, 6X25 .....	2	2	2	2	2	2		
11	95701-06040-00	BOLT, FLANGE, 6X40 .....	5	5	5	5	5	5		
12	95701-06050-00	BOLT, FLANGE, 6X50 .....	3	3	3	3	3	3		
13	95701-06065-00	BOLT, FLANGE, 6X65 .....	1	1	1	1	1	1		



# E-10-10

# SUB TRANSMISSION COVER



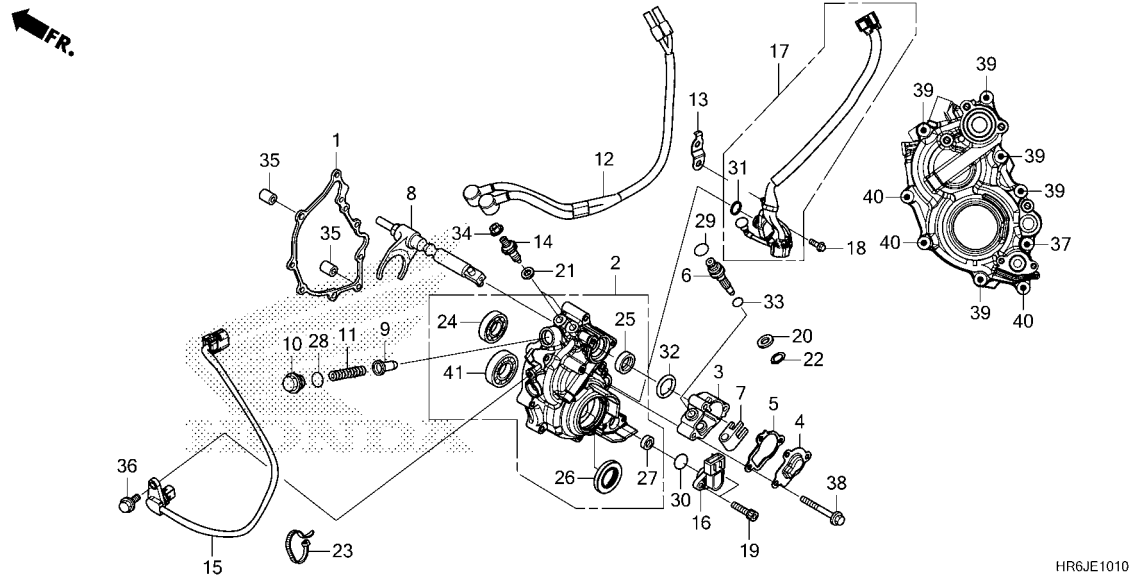
Ref. No.	L.O.N.	(Relative ref. Number) Description	F.R.T.
1	1101X2	GASKET, SUB TRANSMISSION COVER	2.6
2	2101T2	COVER, SUB TRANSMISSION	2.7
3		(4,5,7,32)	
	2101J5	CASE, CHANGE PIVOT	2.6
8	2101J6	SHAFT, CHANGE	2.6
12	611142	SUB HARNESS, ENGINE	0.6
14	6151K6	SWITCH, SUB TRANSMISSION	0.5
	6151K6A	.Replace 1 sub transmission switch add	0.1
15	617198	SENSOR, SPEEDOMETER	0.5
16		(30)	
	617117	SENSOR, ANGLE	0.5
17	6111B7	CORD, SENSOR	0.6
24	2101T3	BEARING, FINAL DRIVESHAFT	2.8
41	2131H3	BEARING, OUTPUT SHAFT :REAR	2.8
	2131L1	BEARING, OUTPUT SHAFT :FOR 1 VEHICLE	8.2
		.INCLUDES: Engine removal and installation	

HR6JE1010

Ref. No.	Part No.	Description	Reqd. QTY						Serial No.	Parts catalogue code
			TRX520							
			FA6		FA7					
			L	M	N	L	M	N		
1	11347-HR6-B00	GASKET, SUB TRANSMISSION COVER	1	1	1	1	1	1		
2	11350-HR6-B00	COVER ASSY., SUB TRANSMISSION	1	1	1	1	1	1		
3	24510-HR6-A60	CASE, CHANGE PIVOT	1	1	1	1	1	1		
4	24511-HR6-A60	PLATE, CHANGE COVER	1	1	1	1	1	1		
5	24515-HR6-A61	GASKET, CHANGE CASE COVER	1	1	1	1	1	1		
6	24521-HR6-A60	SHAFT, CHANGE LEVER	1	1	1	1	1	1		
7	24522-HN7-000	LEVER, CHANGE PIVOT	1	1	1	1	1	1		
8	24530-HR6-A60	SHAFT COMP., CHANGE	1	1	1	1	1	1		
9	24671-HR6-A60	PIN, CHANGE STOPPER	1	1	1	1	1	1		
10	24672-HR6-A60	BOLT, CHANGE STOPPER	1	1	1	1	1	1		
11	24673-HR6-A60	SPRING, CHANGE STOPPER	1	1	1	1	1	1		
12	32101-HR6-B00	SUB HARNESS, ENGINE	1	1	1	1	1	1		
13	32159-HR6-B00	STAY, HARNESS CLIP	1	1	1	1	1	1		
14	35600-HR6-B01	SWITCH ASSY., NEUTRAL	2	2	2	2	2	2		
15	37700-HR6-B01	SENSOR ASSY., SPEED	1	1	1	1	1	1		
	37700-HR6-MF1		-	-	1	-	-	1		
16	38800-HR3-A21	SENSOR ASSY., ANGLE	1	1	1	1	1	1		
17	38800-HR6-B01	SENSOR ASSY., ANGLE(350DEGREE)	1	1	1	1	1	1		
18	90011-MGE-D00	BOLT, KNOCK, 6MM	1	1	1	1	1	1		
19	90116-HP5-600	BOLT, SOCKET, 5X20	2	2	2	2	2	2		
20	90505-GJ3-600	WASHER B, 8MM	1	1	1	1	1	1		
21	90545-MC0-000	WASHER, OIL BOLT	2	2	2	2	2	2		
22	90604-HA0-000	CIRCLIP, EXTERNAL, 8MM	1	1	1	1	1	1		
23	90651-KV6-003	BAND, WIRE, 165MM(BLACK)	1	1	1	1	1	1		
24	91006-HP7-A01	BEARING, RADIAL BALL, 6203	1	1	1	1	1	1		

# E-10-10

# SUB TRANSMISSION COVER



HR6JE1010

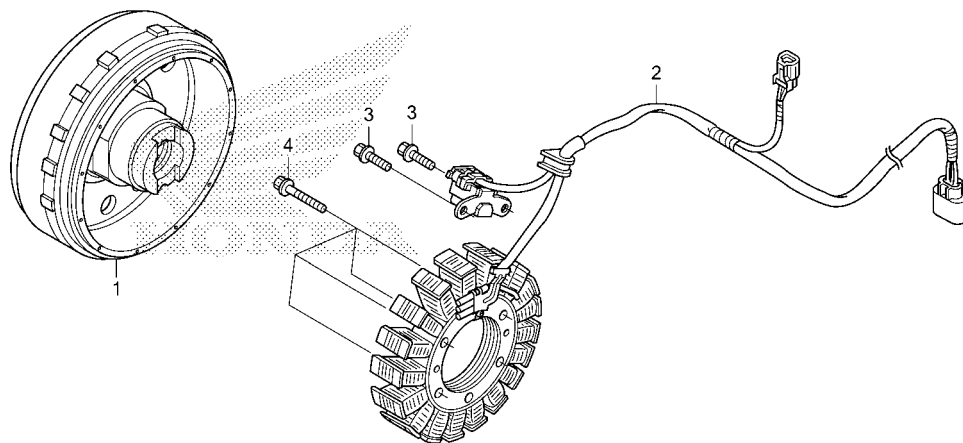
Ref. No.	Part No.	Description	Reqd. QTY						Serial No.	Parts catalogue code
			TRX520							
			L	FA6 M	N	L	FA7 M	N		
25	91202-107-003	OIL SEAL, 15X25X7 .....	1	1	1	1	1	1		
26	91204-HR0-F01	OIL SEAL, 25X45X7 .....	1	1	1	1	1	1		
27	91208-689-005	OIL SEAL, 8X16X6(NOK) .....	1	1	1	1	1	1		
28	91301-GR0-004	O-RING, 15.2X1.5 .....	1	1	1	1	1	1		
29	91302-HB3-004	O-RING, 7.5X1.5 .....	1	1	1	1	1	1		
30	91308-HN0-A10	O-RING, ANGLE SENSOR .....	1	1	1	1	1	1		
31	91310-HR6-B00	O-RING, 14.8X1.9 .....	1	1	1	1	1	1		
32	91316-612-000	O-RING, 27.5X1.7 .....	1	1	1	1	1	1		
33	91319-ME5-003	O-RING, 5.5X1.4 .....	1	1	1	1	1	1		
34	94050-04000	NUT, FLANGE, 4MM .....	2	2	2	2	2	2		
35	94301-08140	DOWEL PIN, 8X14 .....	2	2	2	2	2	2		
36	95701-06016-00	BOLT, FLANGE, 6X16 .....	1	1	1	1	1	1		
37	95701-06035-00	BOLT, FLANGE, 6X35 .....	1	1	1	1	1	1		
38	95701-06040-00	BOLT, FLANGE, 6X40 .....	3	3	3	3	3	3		
39	95701-06050-00	BOLT, FLANGE, 6X50 .....	5	5	5	5	5	5		
40	95701-06090-00	BOLT, FLANGE, 6X90 .....	3	3	3	3	3	3		
41	96100-62050-00	BEARING, RADIAL BALL, 6205 ...	1	1	1	1	1	1		



E-11

GENERATOR

FR.



HR6JE1100

Ref. No.	L.O.N.	(Relative ref. Number) Description	F.R.T.
1	613105	ROTOR OR FLYWHEEL .....	3.8
2	6131A3	STATOR .....	3.8

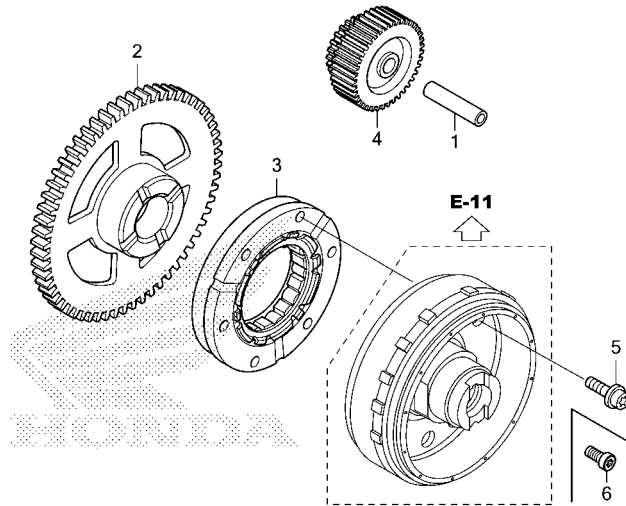
Ref. No.	Part No.	Description	Reqd. QTY						Serial No.	Parts catalogue code
			TRX520							
			FA6		FA7					
			L	M	N	L	M	N		
1	31110-HR6-A61	FLYWHEEL COMP. ....	1	1	1	1	1	1		
2	31120-HR6-A61	STATOR COMP. ....	1	1	-	1	1	-		
	31120-HR6-MF1	.....	-	-	1	-	-	1		
3	90083-GB6-911	BOLT, KNOCK, 5MM .....	2	2	2	2	2	2		
4	96001-06045-00	BOLT, FLANGE, 6X45 .....	4	4	4	4	4	4		

2

# E-12

# STARTING GEAR

FR.



HR6JE1200A

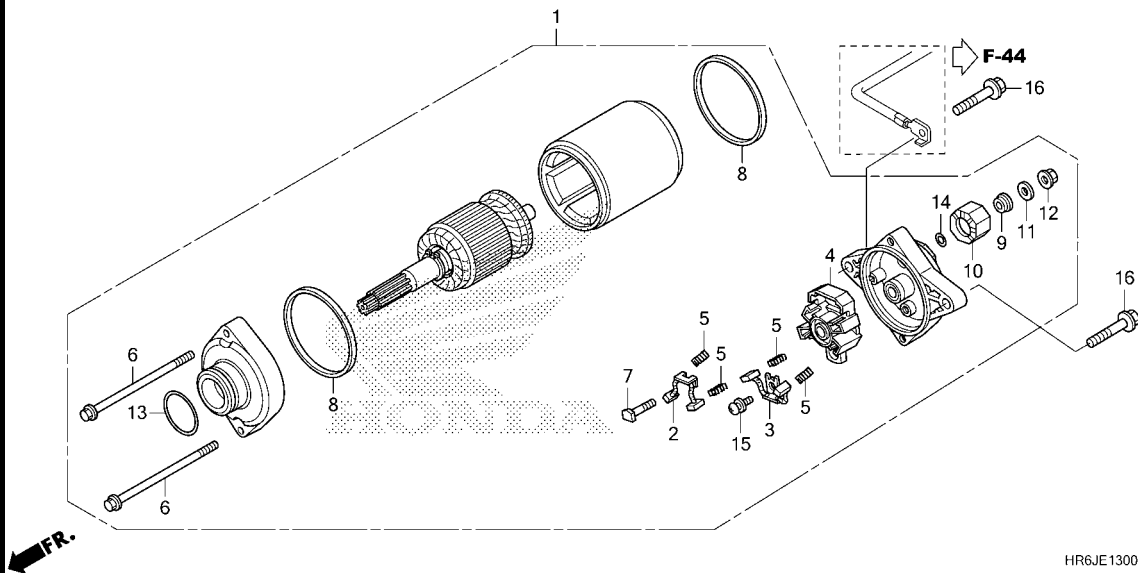
Ref. No.	L.O.N.	(Relative ref. Number) Description	F.R.T.
2	612120	GEAR, STARTER DRIVEN .....	3.7
3	6121A2	CLUTCH, STARTING ONE WAY .....	3.8
4	612125	GEAR, STARTER REDUCTION .....	3.5

Ref. No.	Part No.	Description	Reqd. QTY						Serial No.	Parts catalogue code
			TRX520							
			L	FA6 M	N	L	FA7 M	N		
1	28102-ME9-000	PIN, 10X44 .....	1	1	1	1	1	1		
2	28110-HP5-600	GEAR COMP., STARTING DRIVEN (72T)	1	1	1	1	1	1		
3	28125-HR0-F01	OUTER COMP., STARTING CLUTCH	1	1	1	1	1	1		
	28125-HR6-MF1	.....	-	-	1	-	-	1		
4	28130-HP5-600	GEAR, STARTER REDUCTION (18T/55T)	1	1	1	1	1	1		
5	90107-HP5-600	BOLT, FLANGE TORX, 8X20 .....	6	6	-	6	6	-		
6	90010-MCH-000	BOLT, SOCKET, 8MM .....	-	-	6	-	-	6		

2

# E-13

# STARTER MOTOR



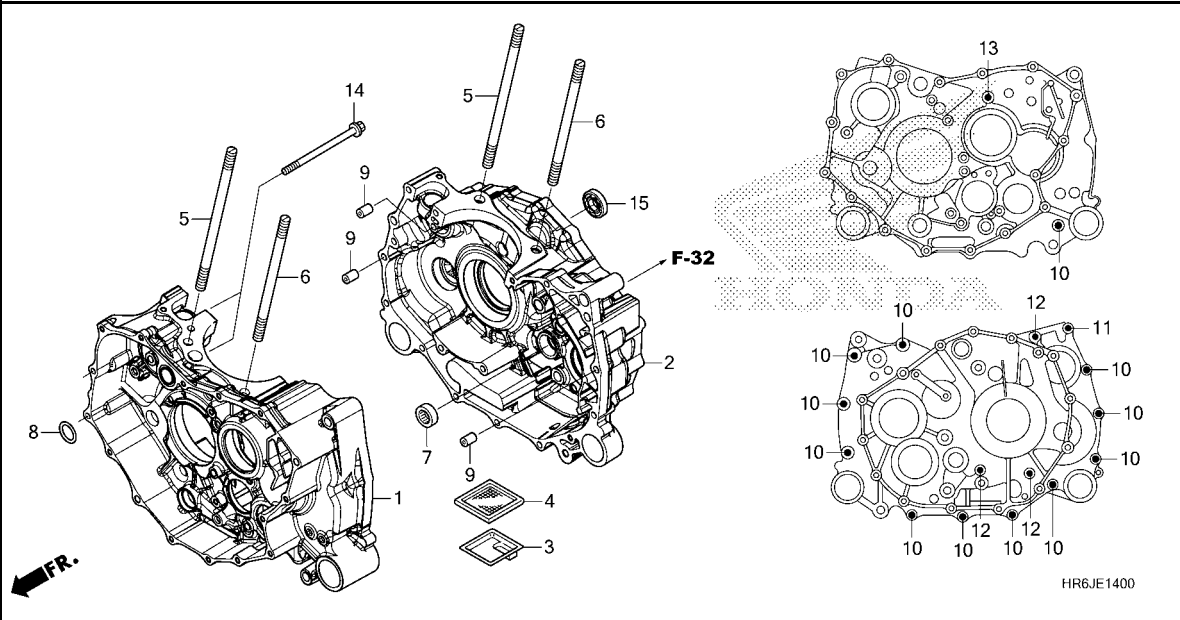
Ref. No.	L.O.N.	(Relative ref. Number) Description	F.R.T.
1	(13)		
612105		MOTOR, STARTING .....	0.8
2	(3,5,8)		
6121A4		TERMINAL, BRUSH(STARTER) .....	0.9
.NOTE: Same time for two units			

Ref. No.	Part No.	Description	Reqd. QTY						Serial No.	Parts catalogue code
			TRX520							
			FA6		FA7					
			L	M	N	L	M	N		
1	31200-HR6-B01	MOTOR ASSY., STARTER(MITSUBA)	1	1	1	1	1	1		
2	31201-MEW-921	BRUSH SET A, CARBON .....	1	1	1	1	1	1		
3	31202-MEW-921	BRUSH SET B, CARBON .....	1	1	1	1	1	1		
4	31203-MEW-921	HOLDER, BRUSH .....	1	1	1	1	1	1		
5	31204-MEW-921	SPRING, CARBON BRUSH .....	4	4	4	4	4	4		
6	31205-HP5-601	BOLT, SETTING .....	2	2	2	2	2	2		
7	31206-MEW-921	BOLT, TERMINAL .....	1	1	1	1	1	1		
8	31207-HP5-601	RING .....	2	2	2	2	2	2		
9	31208-MEW-921	INSULATOR .....	1	1	1	1	1	1		
10	31209-MEW-921	STOPPER, TERMINAL .....	1	1	1	1	1	1		
11	31210-MEW-921	WASHER .....	1	1	1	1	1	1		
12	90071-MB0-000	NUT-WASHER, 6MM .....	1	1	1	1	1	1		
13	91309-425-003	O-RING, 24.4X3.1(ARAI) .....	1	1	1	1	1	1		
14	91320-MB0-000	O-RING, 4X2 .....	1	1	1	1	1	1		
15	93892-05012-08	SCREW-WASHER, 5X12 .....	1	1	1	1	1	1		
16	95801-06025-00	BOLT, FLANGE, 6X25 .....	2	2	2	2	2	2		

2

# E-14

# CRANKCASE



Ref. No.	L.O.N.	(Relative ref. Number) Description	F.R.T.
1	1101A0	CRANKCASE :FRONT ..... .INCLUDES: Engine removal and installation	7.9
2	1101A1	CRANKCASE :REAR ..... .INCLUDES: Engine removal and installation	8.8
	1101A2	CRANKCASE :BOTH ..... .INCLUDES: Engine removal and installation	9.2
4	1131G2	SCREEN, OIL FILTER(A) ..... .INCLUDES: Engine removal and installation	7.2
15	6121B4	BEARING, STARTER MOTOR ..... (3)	3.7

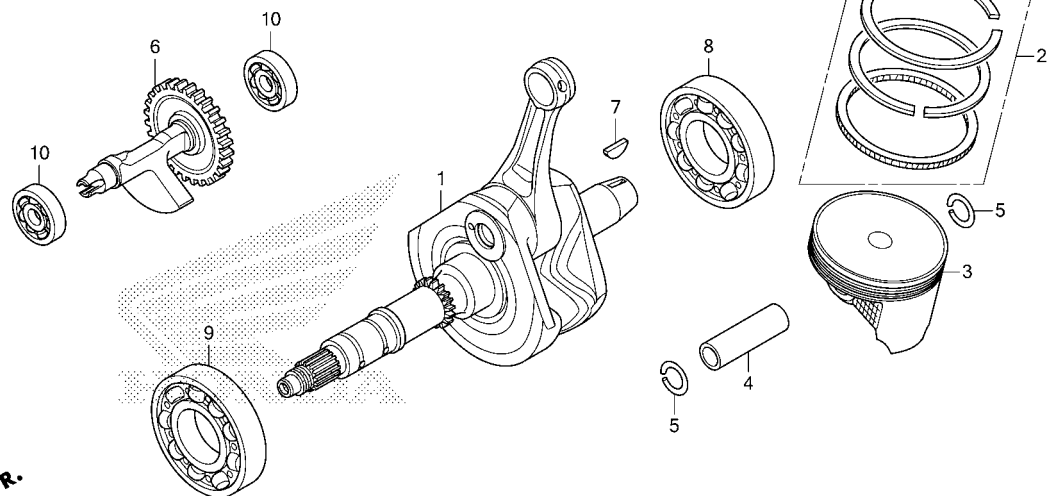
Ref. No.	Part No.	Description	Reqd. QTY						Serial No.	Parts catalogue code
			TRX520			FA7				
			L	FA6 M	N	L	M	N		
1	11100-HR6-B00	CRANKCASE COMP., FR.....	1	1	1	1	1	1	-----	NZ,U
	11100-HR6-E11	.....	1	1	1	-	-	-	-----	ED
2	11200-HR6-B00	CRANKCASE COMP., RR.....	1	1	1	1	1	1		
3	15153-HP7-A00	STRAINER, OIL.....	1	1	1	1	1	1		
4	15421-HR3-A40	SCREEN, OIL FILTER.....	1	1	1	1	1	1		
5	90013-HR0-F00	BOLT, STUD, 10X177.....	2	2	2	2	2	2		
6	90014-HR0-F00	BOLT, STUD, 10X147.....	2	2	2	2	2	2		
7	91051-V19-003	BEARING, NEEDLE, 20X26X12(NTN)	1	1	1	1	1	1		
8	91304-HP5-601	O-RING, 20.6X1.9.....	1	1	1	1	1	1		
9	94301-08140	DOWEL PIN, 8X14.....	3	3	3	3	3	3		
10	95701-06040-00	BOLT, FLANGE, 6X40.....	12	12	12	12	12	12		
11	95701-06060-00	BOLT, FLANGE, 6X60.....	1	1	1	1	1	1		
12	95701-06070-00	BOLT, FLANGE, 6X70.....	3	3	3	3	3	3		
13	95701-06085-00	BOLT, FLANGE, 6X85.....	1	1	1	1	1	1		
14	95701-06090-00	BOLT, FLANGE, 6X90.....	2	2	2	2	2	2		
15	96100-60000-00	BEARING, RADIAL BALL, 6000...	1	1	1	1	1	1		





# E-15

# CRANKSHAFT/PISTON



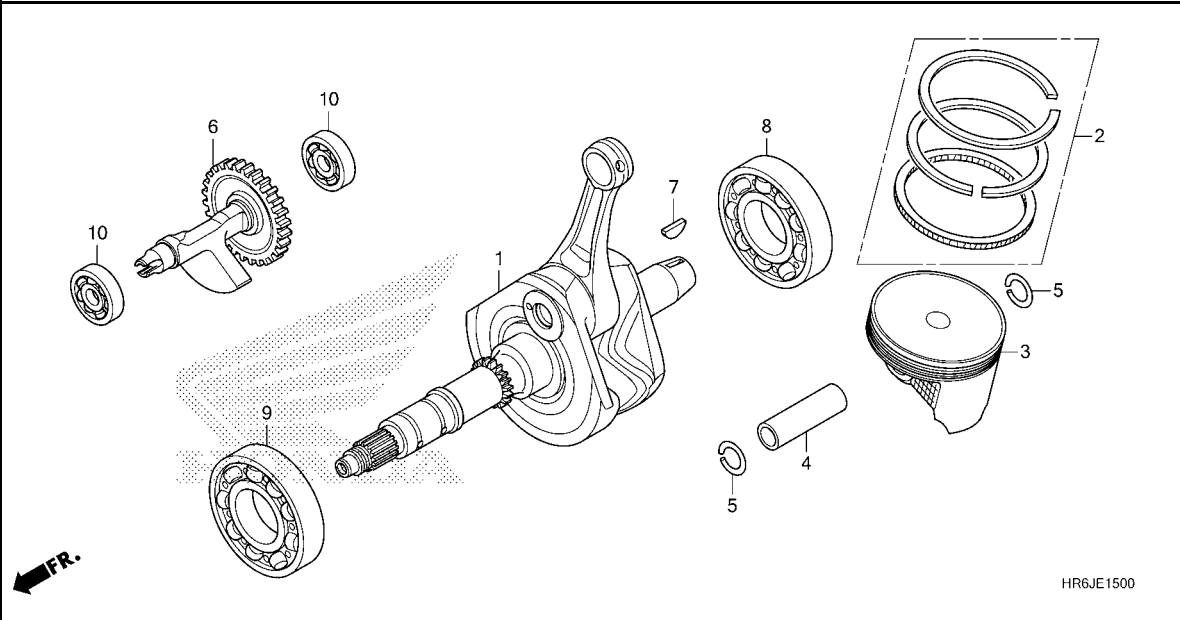
Ref. No.	L.O.N.	(Relative ref. Number) Description	F.R.T.
1	1101B5	CRANKSHAFT ..... .INCLUDES: Engine removal and installation (2,4,5)	8.1
3	111103	PISTON RING AND/OR PISTON(ONE)	2.5
6	110185	SHAFT, BALANCER ..... .INCLUDES: Engine removal and installation	8.0
8	1101J3	BEARING, CRANKSHAFT :REAR .... .INCLUDES: Engine removal and installation	8.0
9	1101F7	BEARING, CRANKSHAFT :FRONT ... .INCLUDES: Engine removal and installation	7.4
	1101G0	BEARING, CRANKSHAFT :BOTH .... .INCLUDES: Engine removal and installation	8.2
10	1101J1	BEARING, BALANCER SHAFT :FRONT .INCLUDES: Engine removal and installation	7.4
	1101J2	BEARING, BALANCER SHAFT :REAR .INCLUDES: Engine removal and installation	8.1
+	1101G5	BEARING, BALANCER SHAFT :BOTH	8.3

Ref. No.	Part No.	Description	Reqd. QTY						Serial No.	Parts catalogue code
			TRX520							
			L	FA6 M	N	L	FA7 M	N		
1	13000-HR6-A60	CRANKSHAFT COMP. ....	1	1	-	1	1	-		
	13000-HR6-MF0	.....	-	-	1	-	-	1		
2	13010-HR6-305	RING SET, PISTON(STD.) .....	1	1	1	1	1	1		
	13011-HR6-305	RING SET, PISTON(O.S. 0.25) ..	(1)	(1)	(1)	(1)	(1)	(1)		
	13012-HR6-305	RING SET, PISTON(O.S. 0.50) ..	(1)	(1)	(1)	(1)	(1)	(1)		
3	13101-HR6-B00	PISTON(STD.) .....	1	1	1	1	1	1		
	13102-HR6-305	PISTON(O.S. 0.25) .....	(1)	(1)	(1)	(1)	(1)	(1)		
	13103-HR6-305	PISTON(O.S. 0.50) .....	(1)	(1)	(1)	(1)	(1)	(1)		
4	13111-HP5-600	PIN, PISTON .....	1	1	1	1	1	1		
5	13112-MAT-000	CLIP, PISTON PIN, 19MM .....	2	2	2	2	2	2		
6	13420-HP5-600	SHAFT COMP., BALANCER(32T) ...	1	1	1	1	1	1		
7	90741-ZE2-000	KEY, SPECIAL WOODRUFF, 25X18 ..	1	1	1	1	1	1		
8	91001-HM7-008	BEARING, RADIAL BALL .....	1	1	1	1	1	1		
9	91002-HP5-601	BEARING, RADIAL BALL, 40X85X18	1	1	1	1	1	1		
10	96100-62033-00	BEARING, RADIAL BALL, 6203 ...	2	2	2	2	2	2		

2

# E-15

# CRANKSHAFT/PISTON

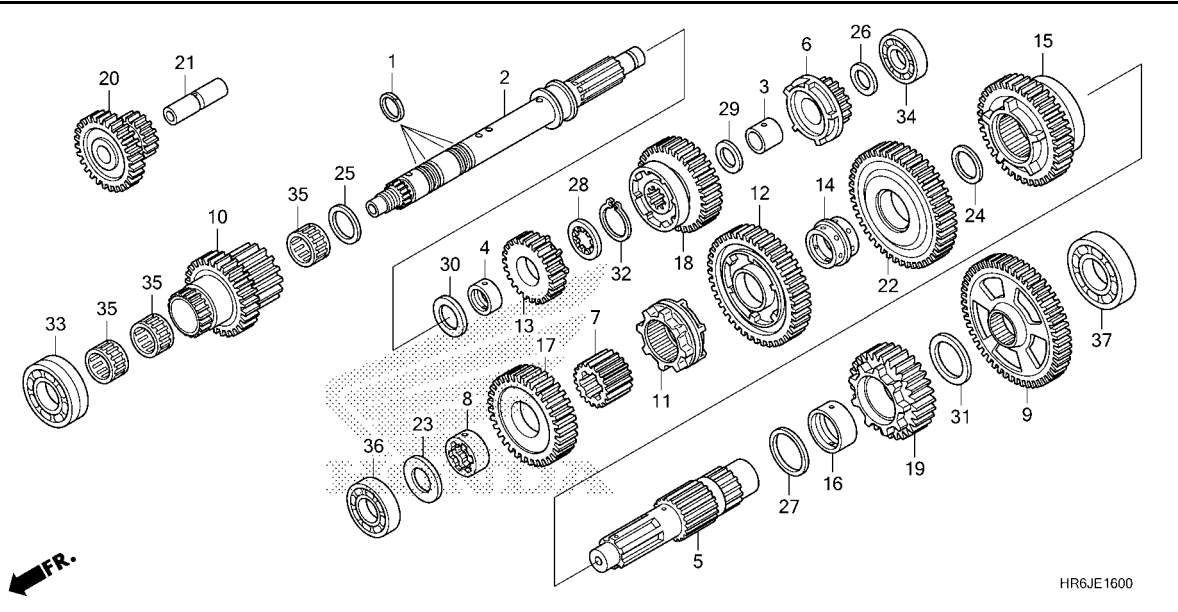


Ref. No.	L.O.N.	(Relative ref. Number) Description	F.R.T.
+10		.INCLUDES: Engine removal and installation	



# E-16

# TRANSMISSION



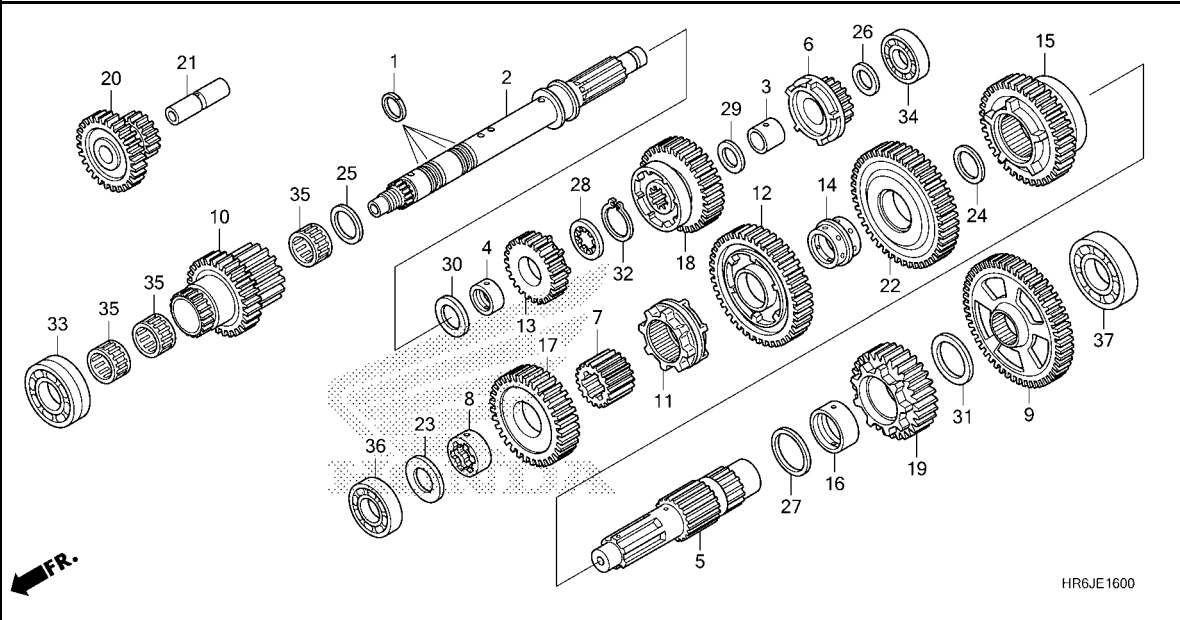
Ref. No.	L.O.N.	(Relative ref. Number) Description	F.R.T.
2		(6,10,13,18)	
210141		MAINSHAFT, TRANSMISSION ..... .INCLUDES: Engine removal and installation	7.1
210141A		.Replace countershaft add ....	0.6
5		(7,9,11,12,15,17,19,22)	
210142		COUNTERSHAFT, TRANSMISSION ... .INCLUDES: Engine removal and installation	7.5
210142A		.Replace mainshaft add .....	0.2
20		2101A7 GEAR, REVERSE IDLE .....	7.2
		.INCLUDES: Engine removal and installation	
33		2101D0 BEARING, MAINSHAFT :FRONT .... .INCLUDES: Engine removal and installation	7.3
34		2101D1 BEARING, MAINSHAFT :REAR .... .INCLUDES: Engine removal and installation	8.1
		2101C6 BEARING, MAINSHAFT :BOTH .... .INCLUDES: Engine removal and installation	8.3
36		2101D2 BEARING, COUNTERSHAFT :FRONT . .INCLUDES: Engine removal and installation	7.3

Ref. No.	Part No.	Description	Reqd. QTY						Serial No.	Parts catalogue code
			TRX520			FA7				
			L	FA6 M	N	L	M	N		
1	22814-HP7-A01	RING, SEALING, 23MM.....	4	4	4	4	4	4		
2	23210-HP7-A00	MAINSHAFT COMP.....	1	1	1	1	1	1		
3	23212-HP7-A00	BUSH, 17MM.....	1	1	1	1	1	1		
4	23214-HA0-000	BUSH A, 22MM.....	1	1	1	1	1	1		
5	23220-HR6-A60	COUNTERSHAFT COMP.....	1	1	1	1	1	1		
6	23411-HP7-A00	GEAR, MAINSHAFT FIRST(17T)...	1	1	1	1	1	1		
7	23413-HP7-A00	COLLAR A, SPLINE.....	1	1	1	1	1	1		
8	23414-HA0-000	BUSH, SPLINE, 25MM.....	1	1	1	1	1	1		
9	23421-HP7-A00	GEAR, COUNTERSHAFT FIRST(52T)	1	1	1	1	1	1		
10	23431-HR6-A60	GEAR, MAINSHAFT SECOND & FOURTH(23T/36T)	1	1	1	1	1	1		
11	23432-HR6-A60	SHIFTER, COUNTERSHAFT SECOND &FOURTH GEAR	1	1	1	1	1	1		
12	23441-HP7-A00	GEAR, COUNTERSHAFT SECOND(41T)	1	1	1	1	1	1		
13	23451-HR6-A60	GEAR, MAINSHAFT THIRD(17T)...	1	1	1	1	1	1		
14	23454-HN2-000	BUSH, REVERSE GEAR(HIGH).....	1	1	1	1	1	1		
15	23461-HR6-A60	GEAR, COUNTERSHAFT THIRD(27T)	1	1	1	1	1	1		
16	23472-MT3-000	COLLAR, 28MM.....	1	1	1	1	1	1		
17	23481-HR6-A60	GEAR, COUNTERSHAFT FOURTH(26T)	1	1	1	1	1	1		
18	23491-HR6-A60	GEAR, MAINSHAFT FIFTH(33T)...	1	1	1	1	1	1		
19	23511-HR6-A60	GEAR, COUNTERSHAFT FIFTH(28T)	1	1	1	1	1	1		
20	23721-HP7-A00	GEAR, REVERSE IDLE(27T/16T)...	1	1	-	1	1	-		
	23721-HR6-MF0	.....	-	-	1	-	-	1		
21	23731-HP7-A00	SHAFT, REVERSE IDLE.....	1	1	1	1	1	1		

2

# E-16

# TRANSMISSION



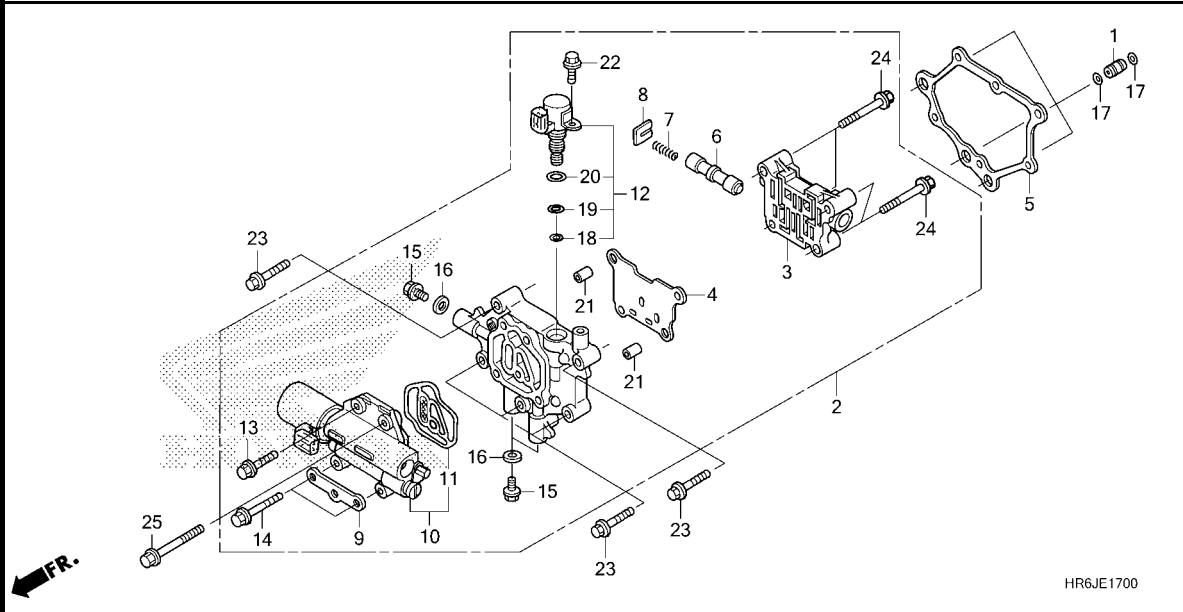
Ref. No.	L.O.N.	(Relative ref. Number) Description	F.R.T.
37	2101D3	BEARING, COUNTERSHAFT :REAR .. .INCLUDES: Engine removal and installation	8.1
	2101C9	BEARING, COUNTERSHAFT :BOTH .. .INCLUDES: Engine removal and installation	8.3
	2101D4	BEARING, MAINSHAFT AND COUNTERSHAFT :ALL ..... .INCLUDES: Engine removal and installation	8.5



Ref. No.	Part No.	Description	Reqd. QTY						Serial No.	Parts catalogue code
			TRX520							
			L	FA6 M	N	L	FA7 M	N		
22	23751-HP7-A00	GEAR, COUNTERSHAFT REVERSE (45T)	1	1	1	1	1	1		
23	90401-HP0-A00	WASHER, THRUST, 20MM .....	1	1	1	1	1	1		
24	90401-HP1-670	WASHER, 25X32X1.0 .....	1	1	1	1	1	1		
25	90401-HP7-A00	WASHER, THRUST, 23MM .....	1	1	1	1	1	1		
26	90403-HN8-000	WASHER, SPECIAL, 17MM .....	1	1	1	1	1	1		
27	90405-HP7-A00	WASHER, THRUST, 28MM .....	1	1	1	1	1	1		
28	90451-KY1-000	WASHER, SPLINE, 22MM .....	1	1	1	1	1	1		
29	90454-KF0-000	WASHER, THRUST, 17MM .....	1	1	1	1	1	1		
30	90455-ML7-000	WASHER B, THRUST, 22MM(BLUE) ..	1	1	1	1	1	1		
31	90554-MCA-000	WASHER, THRUST, 28MM .....	1	1	1	1	1	1		
32	90601-329-000	CIRCLIP, 22MM .....	1	1	1	1	1	1		
33	91005-HP7-A01	BEARING, RADIAL BALL, 35X62X18	1	1	1	1	1	1		
34	91006-HP7-A01	BEARING, RADIAL BALL, 6203 ...	1	1	1	1	1	1		
35	91021-HP7-A01	BEARING, NEEDLE, 23X27X13 ...	3	3	3	3	3	3		
36	96100-62040-00	BEARING, RADIAL BALL, 6204 ...	1	1	1	1	1	1		
37	96100-63050-00	BEARING, RADIAL BALL, 6305 ...	1	1	1	1	1	1		

# E-17

# MAIN VALVE BODY

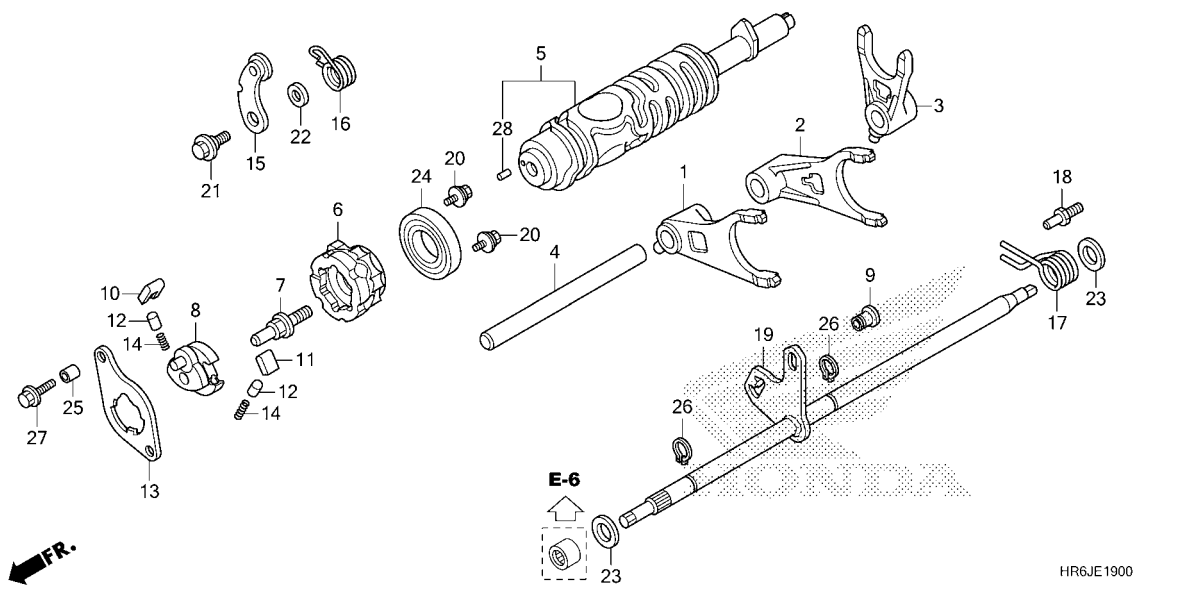


Ref. No.	L.O.N.	(Relative ref. Number) Description	F.R.T.
2	2101F3	BODY ASSY., SHIFT VALVE .....	0.5
5	2101F5	GASKET, SHIFT VALVE BODY .....	0.4
6		(7)	
	2101G5	VALVE, ORIFICE CONTROL .....	0.8
10	2101F6	VALVE, LINEAR SOLENOID .....	0.5
11	2101F7	PACKING, LINEAR SOLENOID .....	0.4
12	2101F9	VALVE B, SHIFT SOLENOID .....	0.3

Ref. No.	Part No.	Description	Reqd. QTY						Serial No.	Parts catalogue code
			TRX520							
			FA6		FA7					
			L	M	N	L	M	N		
1	11334-HN8-010	PIN, OIL GUIDE, 10MM.....	3	3	3	3	3	3		
2	27100-HR6-B00	BODY ASSY., VALVE .....	1	1	1	1	1	1		
3	27102-HP7-A00	BODY, CONTROL MAIN .....	1	1	1	1	1	1		
4	27121-HR3-A60	PLATE, VALVE BODY .....	1	1	1	1	1	1		
5	27135-HP7-A01	GASKET, OIL CONTROL COVER .....	1	1	1	1	1	1		
6	27211-HP7-A00	VALVE, SHIFT .....	1	1	1	1	1	1		
7	27231-HP7-A00	SPRING, VALVE .....	1	1	1	1	1	1		
8	27263-PX3-000	SEAT, VALVE SPRING .....	1	1	1	1	1	1		
9	32150-HP7-A00	STAY A, CLIP .....	1	1	1	1	1	1		
10	38610-HR6-B01	SOLENOID ASSY., LINEAR .....	1	1	1	1	1	1		
11	38615-HN8-003	PACKING, BASE .....	1	1	1	1	1	1		
12	38630-HN8-003	SOLENOID ASSY. B .....	1	1	1	1	1	1		
13	90004-GHB-670	BOLT, FLANGE, 6X25(NSHF) .....	1	1	1	1	1	1		
14	90004-GHB-700	BOLT, FLANGE, 6X35(NSHF) .....	2	2	2	2	2	2		
15	90024-612-000	BOLT, SEALING, 8MM .....	3	3	3	3	3	3		
16	90471-580-000	PACKING, 8MM .....	3	3	3	3	3	3		
17	91301-473-003	O-RING, 7X1.7 .....	6	6	6	6	6	6		
18	91301-P6H-003	O-RING, 7.6X1.9(KEIHIN) .....	1	1	1	1	1	1		
19	91302-P6H-003	O-RING, 9.6X1.9(KEIHIN) .....	1	1	1	1	1	1		
20	91303-P6H-003	O-RING, 11.7X1.9(KEIHIN) .....	1	1	1	1	1	1		
21	94301-08100	DOWEL PIN, 8X10 .....	2	2	2	2	2	2		
22	95701-06014-00	BOLT, FLANGE, 6X14 .....	1	1	1	1	1	1		
23	95701-06032-00	BOLT, FLANGE, 6X32 .....	5	5	5	5	5	5		
24	95701-06035-00	BOLT, FLANGE, 6X35 .....	4	4	4	4	4	4		
25	95701-06055-00	BOLT, FLANGE, 6X55 .....	1	1	1	1	1	1		

# E-19

# GEARSHIFT FORK



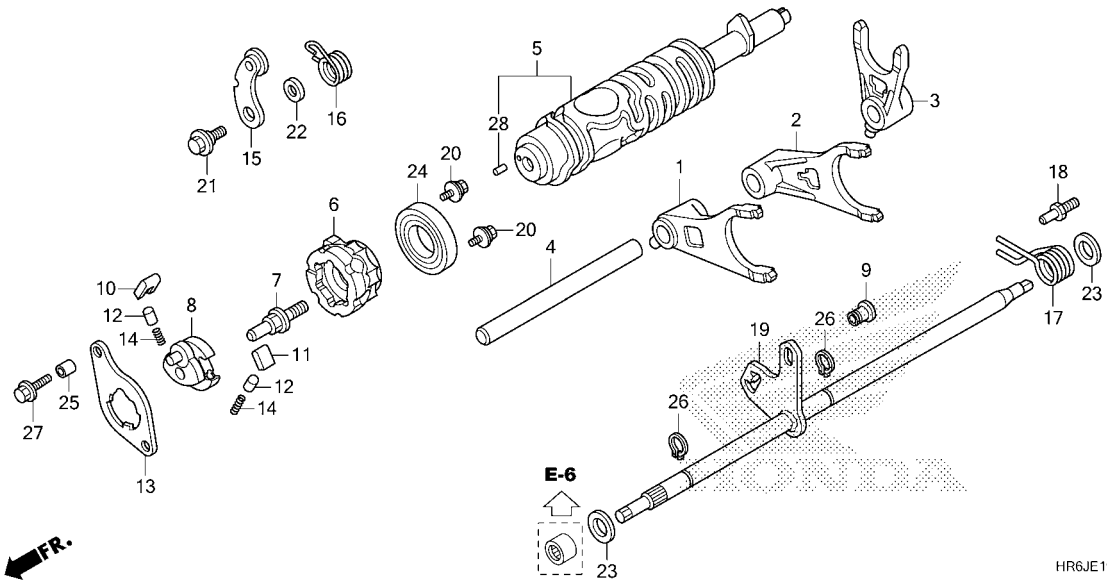
Ref. No.	L.O.N.	(Relative ref. Number) Description	F.R.T.
1	(2,3)		
210112		FORK, GEARSHIFT ..... .INCLUDES: Engine removal and installation .NOTE: Same time for two units or more	7.6
5	2101A9	DRUM, GEARSHIFT ..... .INCLUDES: Engine removal and installation	7.6
8	2101B3	SHIFTER, GEARSHIFT DRUM ..... (10,11,12,14) .INCLUDES: Engine removal and installation	6.1
15	210125	STOPPER OR SPRING, SHIFT DRUM (16) .INCLUDES: Engine removal and installation	6.1
19	210122	SPINDLE, GEARSHIFT ..... .INCLUDES: Engine removal and installation	5.9

Ref. No.	Part No.	Description	Reqd. QTY						Serial No.	Parts catalogue code
			TRX520							
			FA6		FA7					
			L	M	N	L	M	N		
1	24211-HR6-A60	FORK, FR. GEARSHIFT.....	1	1	1	1	1	1		
2	24212-HR6-A60	FORK, CENTER GEARSHIFT.....	1	1	1	1	1	1		
3	24213-HR6-A60	FORK, RR. GEARSHIFT.....	1	1	1	1	1	1		
4	24241-HP7-A00	SHAFT, GEARSHIFT FORK GUIDE..	1	1	-	1	1	-		
	24241-HP0-A51	.....	-	-	1	-	-	1		
5	24310-HR6-B00	DRUM COMP., GEARSHIFT.....	1	1	1	1	1	1		
6	24312-HP7-A01	CENTER, SHIFT DRUM.....	1	1	1	1	1	1		
7	24315-HL4-000	PIN, SHIFTER.....	1	1	1	1	1	1		
8	24321-HC0-000	SHIFTER, DRUM.....	1	1	1	1	1	1		
9	24322-HP7-A00	COLLAR, SHIFTER.....	1	1	1	1	1	1		
10	24324-KA3-711	PAWL A, RATCHET.....	1	1	1	1	1	1		
11	24325-KA3-711	PAWL B, RATCHET.....	1	1	1	1	1	1		
12	24326-KBH-901	PLUNGER, PAWL.....	2	2	2	2	2	2		
13	24328-HR6-B00	PLATE, GUIDE.....	1	1	1	1	1	1		
14	24329-KA3-740	SPRING, PAWL PLUNGER.....	2	2	2	2	2	2		
15	24430-HP7-A00	STOPPER COMP., GEARSHIFT DRUM	1	1	1	1	1	1		
16	24435-HP5-000	SPRING, SHIFT DRUM STOPPER...	1	1	1	1	1	1		
17	24651-HP7-A00	SPRING, SHIFT RETURN.....	1	1	1	1	1	1		
18	24652-HR3-A70	PIN, RETURN SPRING.....	1	1	1	1	1	1		
19	24680-HR6-A60	SPINDLE COMP., GEARSHIFT.....	1	1	1	1	1	1		
20	90021-HP7-A00	BOLT-WASHER, 6X12.....	2	2	2	2	2	2		
21	90023-MR5-670	BOLT, GEARSHIFT DRUM STOPPER ARM PIVOT	1	1	1	1	1	1		
22	90417-360-000	WASHER, DRUM STOPPER.....	1	1	1	1	1	1		
23	90451-GF6-000	WASHER, THRUST, 12MM.....	2	2	2	2	2	2		



# E-19

# GEARSHIFT FORK

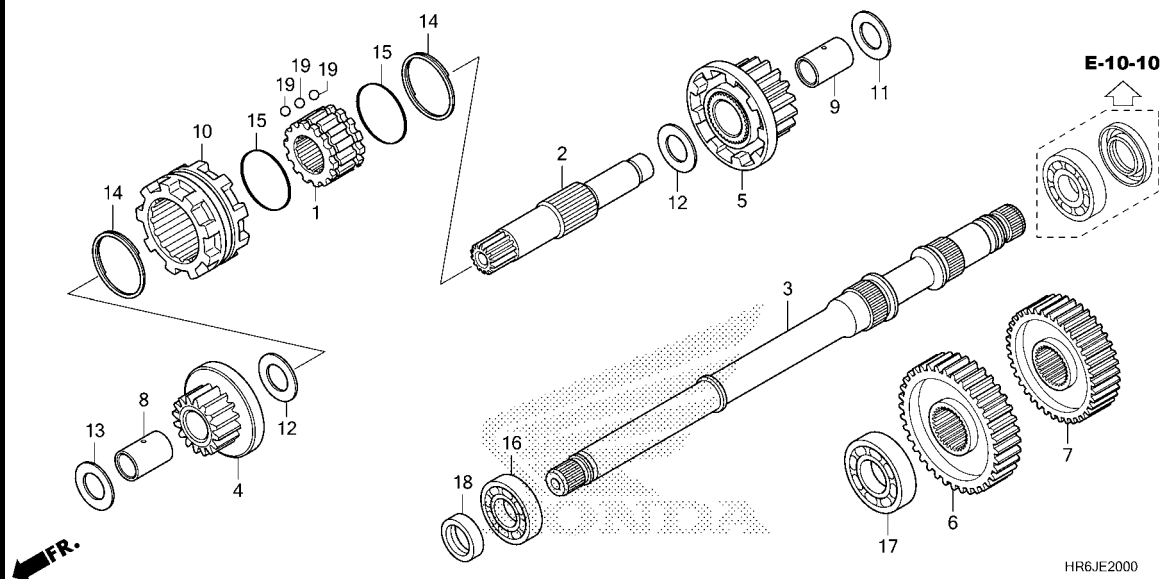


Ref. No.	Part No.	Description	Reqd. QTY						Serial No.	Parts catalogue code
			TRX520							
			L	FA6 M	N	L	FA7 M	N		
24	91051-719-003	BEARING, 16005(KOYO).....	1	1	1	1	1	1		
25	94301-08140	DOWEL PIN, 8X14.....	2	2	2	2	2	2		
26	94510-12000	CIRCLIP, EXTERNAL, 12MM.....	2	2	2	2	2	2		
27	95701-06025-07	BOLT, FLANGE, 6X25.....	2	2	2	2	2	2		
28	96220-40080	ROLLER, 4X8.....	1	1	1	1	1	1		

2

# E-20

# FINAL SHAFT



Ref. No.	L.O.N.	(Relative ref. Number) Description	F.R.T.
2	(4,5)		
2101G3		DRIVESHAFT, FINAL .....	2.6
3		SHAFT, OUTPUT .....	2.6
6	(7)		
2131H1		GEAR, OUTPUT SHAFT DRIVEN .... .NOTE: Same time for two units (1)	2.6
10			
2101G2		SHIFTER, GEAR .....	2.8
16		BEARING, OUTPUT SHAFT :FRONT . .INCLUDES: Engine removal and installation	7.4
17		BEARING, OUTPUT SHAFT :REAR CRANKCASE SIDE .....	2.8
2131L1		BEARING, OUTPUT SHAFT :FOR 1 VEHICLE .....	8.2
		.INCLUDES: Engine removal and installation	

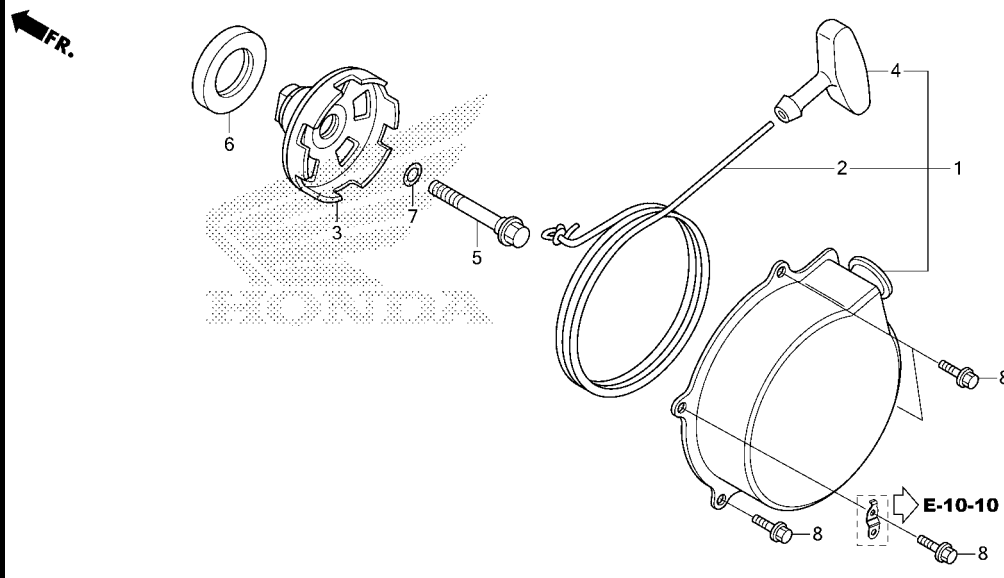
Ref. No.	Part No.	Description	Reqd. QTY						Serial No.	Parts catalogue code
			TRX520							
			L	FA6 M	N	L	FA7 M	N		
1	23433-HR6-A60	COLLAR, FINAL SHIFTER .....	1	1	1	1	1	1		
2	23601-HR6-A60	SHAFT, FINAL DRIVE .....	1	1	1	1	1	1		
3	23611-HR6-A60	SHAFT, FINAL .....	1	1	1	1	1	1		
4	23620-HR6-A60	GEAR COMP., FINAL DRIVE LOW ..	1	1	1	1	1	1		
5	23630-HR6-A60	GEAR COMP., FINAL DRIVE HIGH ..	1	1	1	1	1	1		
6	23631-HR6-A60	GEAR, FINAL DRIVEN LOW .....	1	1	1	1	1	1		
7	23632-HR6-A60	GEAR, FINAL DRIVEN HIGH .....	1	1	1	1	1	1		
8	23633-HR6-A60	COLLAR, 20X23X31.6 .....	1	1	1	1	1	1		
9	23634-HR6-A60	COLLAR, 20X23X34 .....	1	1	1	1	1	1		
10	23641-HR6-A60	SHIFTER, FINAL .....	1	1	1	1	1	1		
11	90403-HN8-000	WASHER, SPECIAL, 17MM .....	1	1	1	1	1	1		
12	90457-HR6-A60	WASHER, THRUST, 20MM .....	2	2	2	2	2	2		
13	90458-292-000	WASHER, THRUST, 20MM .....	1	1	1	1	1	1		
14	90613-HR6-A60	RING, INTERNAL DOUBLE COIL ..	2	2	2	2	2	2		
15	90616-HR6-A60	CLIP, 38.6MM .....	2	2	2	2	2	2		
16	91006-HP5-601	BEARING, RADIAL BALL, 22X47X14	1	1	1	1	1	1		
17	91052-HN2-B71	BEARING, RADIAL BALL, 60/28 ..	1	1	1	1	1	1		
18	91202-HR0-F01	OIL SEAL, 22X35X7 .....	1	1	1	1	1	1		
19	96211-05000	BALL, STEEL, #5(5/32) .....	42	42	42	42	42	42		





# E-21

# RECOIL STARTER



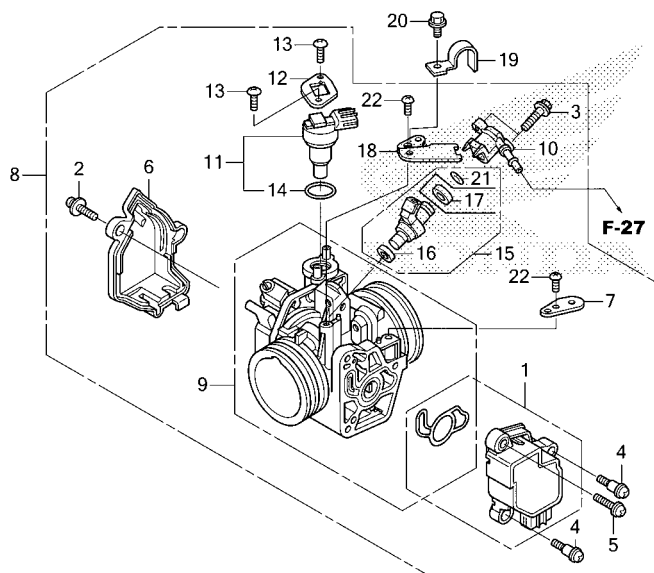
Ref. No.	L.O.N.	(Relative ref. Number) Description	F.R.T.
1	112115	STARTER ASSY., RECOIL .....	0.4
2	1121A5	ROPE, RECOIL STARTER .....	0.6
3	1121A7	(7) PULLEY, RECOIL .....	0.6

HR6JE2100

Ref. No.	Part No.	Description	Reqd. QTY						Serial No.	Parts catalogue code
			TRX520							
			FA6		FA7					
			L	M	N	L	M	N		
1	28400-HR0-F21	STARTER ASSY., RECOIL .....	1	1	1	1	1	1		
2	28407-HM7-A11	ROPE, RECOIL STARTER .....	1	1	1	1	1	1		
3	28430-HP5-660	PULLEY COMP., RECOIL .....	1	1	1	1	1	1		
4	28461-HP5-661	KNOB COMP., RECOIL STARTER .....	1	1	1	1	1	1		
5	90081-HR6-A60	BOLT, SPECIAL, 12MM .....	1	1	1	1	1	1		
6	91202-HP0-A01	OIL SEAL, 32X52X9(ARAI) .....	1	1	1	1	1	1		
7	91303-679-003	O-RING, 11.5X2.3(ARAI) .....	1	1	1	1	1	1		
8	95701-06014-00	BOLT, FLANGE, 6X14 .....	4	4	4	4	4	4		

# E-23

# THROTTLE BODY



HR6JE2300A

Ref. No.	L.O.N.	(Relative ref. Number) Description	F.R.T.
1	617115	SENSOR, THROTTLE .....	0.4
8	311132	BODY ASSY., THROTTLE .....	0.9
9	311130	BODY, THROTTLE .....	1.0
11		(14)	
	3111N5	VALVE, IDLE AIR CONTROL .....	0.3
15		(10,16,17,21)	
	311145	INJECTOR, FUEL .....	0.4

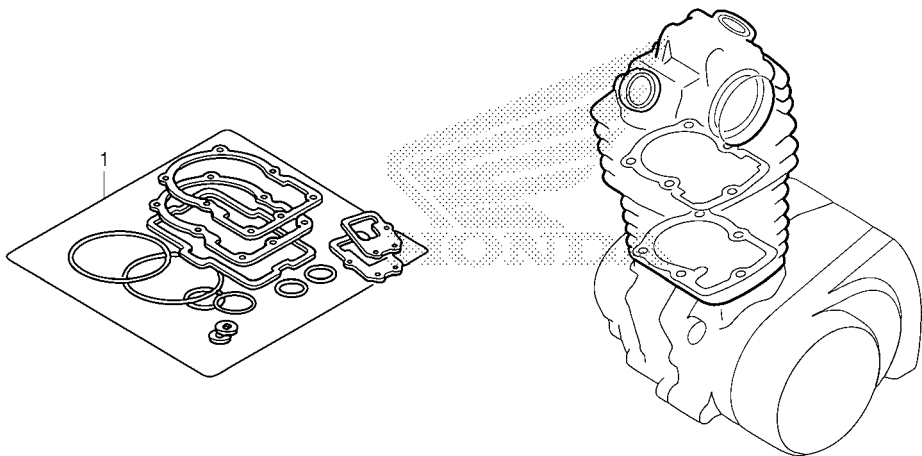
FR.



Ref. No.	Part No.	Description	Reqd. QTY						Serial No.	Parts catalogue code
			TRX520			FA7				
			L	FA6 M	N	L	M	N		
1	16060-HL3-F01	SENSOR SET .....	1	1	1	1	1	1		
2	16080-HP5-601	SCREW-WASHER .....	1	1	1	1	1	1		
3	16080-KPH-701	BOLT, FLANGE, 5X20 .....	2	2	2	2	2	2		
4	16081-KYJ-901	SCREW, TORX, 5X8.7 .....	2	2	2	2	2	2		
5	16082-KYJ-901	SCREW, TORX, 5X17 .....	1	1	1	1	1	1		
6	16157-HN8-A61	COVER, BODY .....	1	1	1	1	1	1		
7	16196-HP6-A01	STAY, HARNESS CLAMPER .....	1	1	1	1	1	1		
8	16400-HR6-M01	BODY ASSY., THROTTLE(GQ3DC A)	1	1	-	1	1	-		
	16400-HR6-MF1	BODY ASSY., THROTTLE(GQ37B A)	-	-	1	-	-	1		
9	16410-HR6-M01	BODY SET .....	1	1	-	1	1	-		
	16410-HR6-MF1	.....	-	-	1	-	-	1		
10	16422-HR3-A41	JOINT, INJECTOR .....	1	1	1	1	1	1		
11	16430-HP6-A01	VALVE SET, IDLE AIR CONTROL ..	1	1	1	1	1	1		
12	16432-HP5-601	PLATE, IDLE AIR CONTROL VALVE	1	1	1	1	1	1		
13	16433-HN8-A61	SCREW, TORX .....	2	2	2	2	2	2		
14	16435-HN8-A61	O-RING, 17.8X1.9 .....	1	1	1	1	1	1		
15	16450-HR3-A42	INJECTOR ASSY., FUEL .....	1	1	-	1	1	-		
	16450-HR6-MF1	.....	-	-	1	-	-	1		
16	16472-KPC-D50	RING, SEAL .....	1	1	1	1	1	1		
17	16473-HR3-A42	SEAL RING, DUST .....	1	1	-	1	1	-		
18	17567-KWT-901	BASE, CLAMPER .....	1	1	1	1	1	1		
19	17568-HP5-600	CLAMPER, FUEL HOSE .....	1	1	1	1	1	1		
20	90002-892-000	BOLT, FLANGE, 5X10 .....	1	1	1	1	1	1		
21	91301-KZL-931	O-RING, 6.3X2.2 .....	1	1	1	1	1	1		
22	93500-05010-1H	SCREW, PAN, 5X10 .....	2	2	2	2	2	2		

# EOP-1

# GASKET KIT A



HR6JX0100

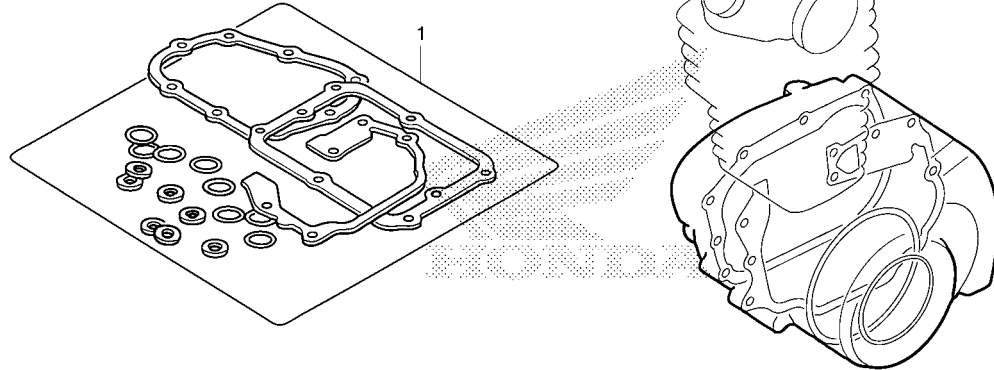
Ref. No.	L.O.N.	(Relative ref. Number) Description	F.R.T.
----------	--------	---------------------------------------	--------

NO INFORMATION .....

Ref. No.	Part No.	Description	Reqd. QTY						Serial No.	Parts catalogue code
			TRX520							
			FA6		FA7					
			L	M	N	L	M	N		
1	06111-HR6-B00	GASKET KIT A.....	1	1	-	1	1	-		
	12191-HR6-B01	GASKET, CYLINDER.....	1	1	-	1	1	-		
	12251-HR6-B01	GASKET, CYLINDER HEAD.....	1	1	-	1	1	-		
	12315-HR0-F01	GASKET, HEAD COVER.....	1	1	-	1	1	-		
	18291-MV9-000	GASKET, EX. PIPE.....	1	1	-	1	1	-		
	90441-706-000	WASHER, SEALING, 6MM.....	2	2	-	2	2	-		
	91301-428-003	O-RING, 35.5X3(NOK).....	2	2	-	2	2	-		
	91306-105-690	O-RING, 9.5X1.5.....	2	2	-	2	2	-		
	91307-PLC-004	O-RING, 9.5X1.9(PANASONIC)...	1	1	-	1	1	-		

# EOP-2

# GASKET KIT B



HR6JX0200

Ref. L.O.N. (Relative ref. Number) F.R.T.  
No. Description

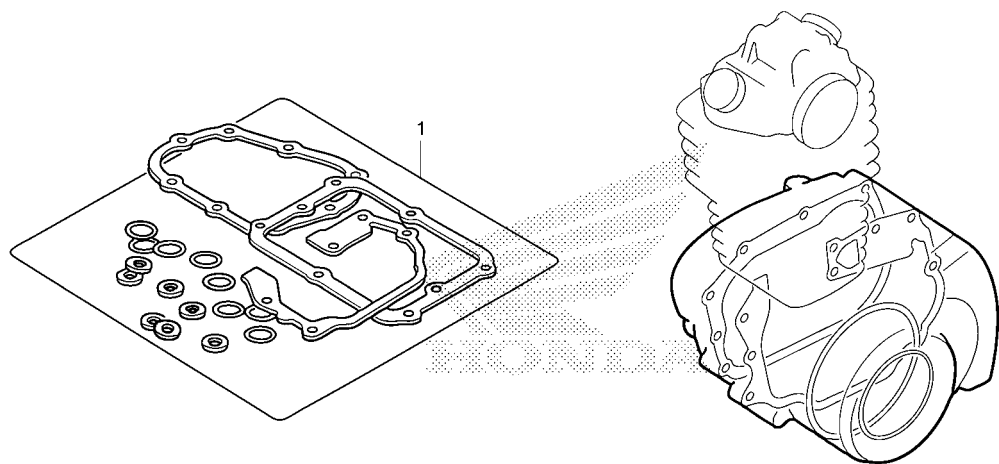
NO INFORMATION .....

Ref. No.	Part No.	Description	Reqd. QTY						Serial No.	Parts catalogue code
			TRX520							
			L	FA6 M	N	L	FA7 M	N		
1	06112-HR6-M00	GASKET KIT B.....	1	1	-	1	1	-		
	11347-HR6-B00	GASKET, SUB TRANSMISSION COVER	1	1	-	1	1	-		
	11392-HP7-A00	GASKET, FR. CRANKCASE SPACER	1	1	-	1	1	-		
	19226-HP5-600	GASKET, WATER PUMP COVER.....	1	1	-	1	1	-		
	24515-HR6-A61	GASKET, CHANGE CASE COVER....	1	1	-	1	1	-		
	27135-HP7-A01	GASKET, OIL CONTROL COVER....	1	1	-	1	1	-		
	90441-706-000	WASHER, SEALING, 6MM.....	1	1	-	1	1	-		
	90443-MB0-000	WASHER, SEALING, 10.2MM.....	1	1	-	1	1	-		
	90471-580-000	PACKING, 8MM.....	7	7	-	7	7	-		
	90545-MC0-000	WASHER, OIL BOLT.....	4	4	-	4	4	-		
	91301-107-000	O-RING, 75X2.5.....	1	1	-	1	1	-		
	91301-473-003	O-RING, 7X1.7.....	6	6	-	6	6	-		
	91301-GR0-004	O-RING, 15.2X1.5.....	1	1	-	1	1	-		
	91301-HR3-A40	O-RING, 58X3.....	1	1	-	1	1	-		
	91301-P6H-003	O-RING, 7.6X1.9(KEIHIN).....	1	1	-	1	1	-		
	91301-P7X-003	O-RING, 18.5X1.9(NOK).....	1	1	-	1	1	-		
	91302-HB3-004	O-RING, 7.5X1.5.....	1	1	-	1	1	-		
	91302-P6H-003	O-RING, 9.6X1.9(KEIHIN).....	1	1	-	1	1	-		
	91302-PL4-003	O-RING, 41.8X2.2(NOK).....	2	2	-	2	2	-		
	91303-377-000	O-RING, 13.8X2.5.....	1	1	-	1	1	-		
	91303-679-003	O-RING, 11.5X2.3(ARAI).....	1	1	-	1	1	-		
	91303-KF0-003	O-RING, 14.8X2.4(ARAI).....	2	2	-	2	2	-		
	91303-P6H-003	O-RING, 11.7X1.9(KEIHIN).....	1	1	-	1	1	-		
	91303-PC9-003	O-RING, 104X2.2(ARAI).....	2	2	-	2	2	-		
	91303-PC9-004	O-RING, 104X2.2(NOK).....	2	2	-	2	2	-		
	91304-HP5-601	O-RING, 20.6X1.9.....	2	2	-	2	2	-		
	91305-KF0-003	O-RING, 27X2(ARAI).....	1	1	-	1	1	-		
	91305-MG7-003	O-RING, 5X1.7(ARAI).....	2	2	-	2	2	-		
	91307-KF0-003	O-RING, 18X3(ARAI).....	1	1	-	1	1	-		



# EOP-2

# GASKET KIT B

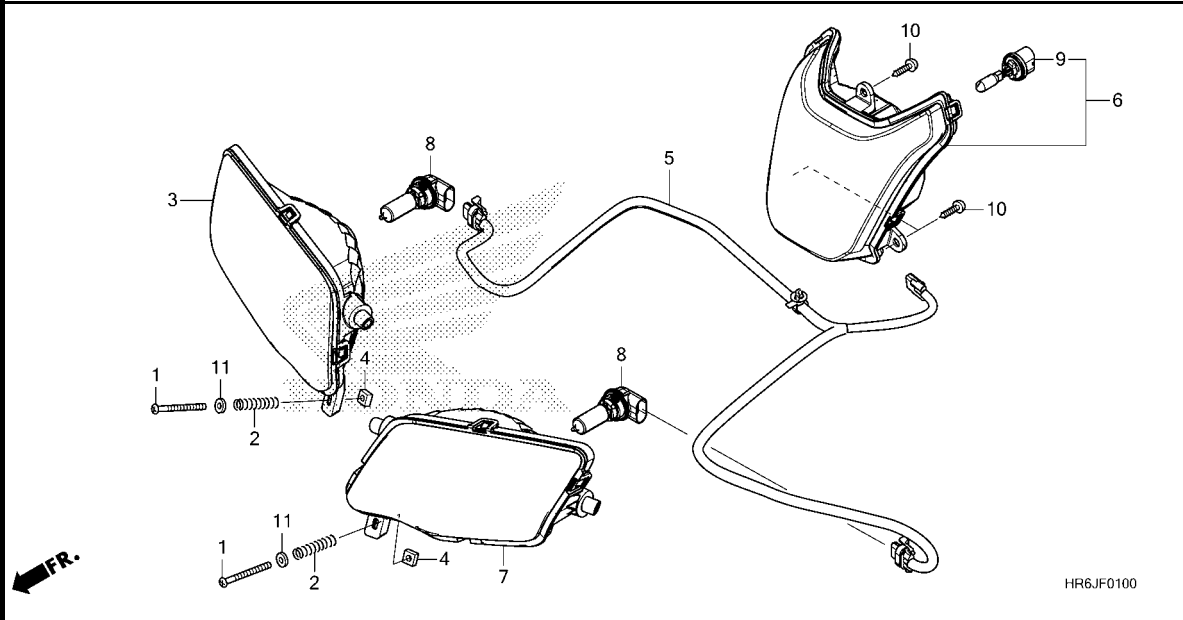


HR6JX0200

Ref. No.	Part No.	Description	Reqd. QTY						Serial No.	Parts catalogue code
			TRX520							
			L	FA6 M	N	L	FA7 M	N		
(1)	91307-PA9-003	O-RING, 31.2X1.9(ARAI) .....	4	4	-	4	4	-		
	91308-HN0-A10	O-RING, ANGLE SENSOR .....	1	1	-	1	1	-		
	91309-425-003	O-RING, 24.4X3.1(ARAI) .....	1	1	-	1	1	-		
	91310-HR6-B00	O-RING, 14.8X1.9 .....	1	1	-	1	1	-		
	91313-MB0-003	O-RING, 14.7X2.2(ARAI) .....	1	1	-	1	1	-		
	91313-MN5-004	O-RING, 7.8X1.9(NOK) .....	2	2	-	2	2	-		
	91314-PC9-003	O-RING, 8.5X1.9(ARAI) .....	1	1	-	1	1	-		
	91315-PC9-004	O-RING, 6X1.5(NOK) .....	1	1	-	1	1	-		
	91316-612-000	O-RING, 27.5X1.7 .....	1	1	-	1	1	-		
	91316-MJ8-003	O-RING, 8.4X2.4 .....	1	1	-	1	1	-		
	91319-ME5-003	O-RING, 5.5X1.4 .....	1	1	-	1	1	-		
	91331-PC9-003	O-RING, 21.2X2.4(ARAI) .....	1	1	-	1	1	-		
	91351-HM8-A51	O-RING, CONTROL MOTOR .....	1	1	-	1	1	-		
	94109-12000	WASHER, DRAIN PLUG, 12MM .....	1	1	-	1	1	-		

# F-1

# HEADLIGHT



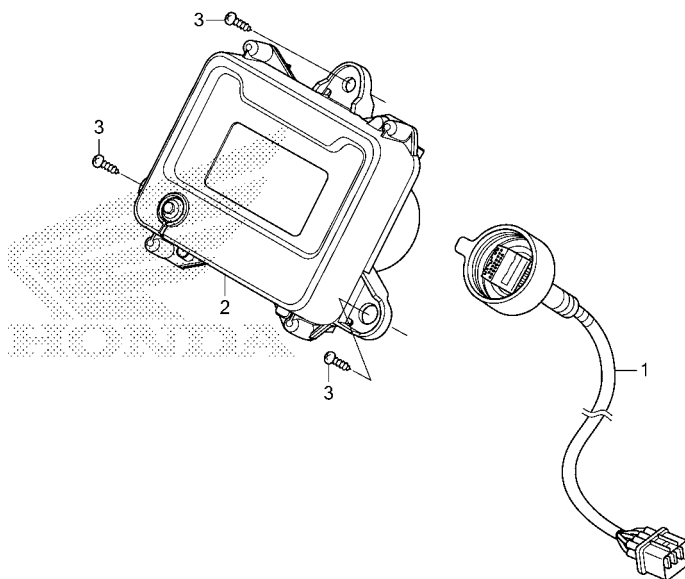
Ref. No.	L.O.N.	(Relative ref. Number) Description	F.R.T.
3	6161A9	HEADLIGHT UNIT :RIGHT .....	0.3
5	6161B1	SOCKET, HEADLIGHT .....	0.6
6	6161B8	HEADLIGHT, ASSIST .....	0.1
7	6161A8	HEADLIGHT UNIT :LEFT .....	0.3
	6161B0	HEADLIGHT UNIT :BOTH .....	0.6
8	6161F7	BULB, HEADLIGHT :LEFT .....	0.1
	6161F8	BULB, HEADLIGHT :RIGHT .....	0.1
	6161H4	BULB, HEADLIGHT :BOTH .....	0.1
9	6161L9	BULB, ASSIST HEADLIGHT .....	0.1

Ref. No.	Part No.	Description	Reqd. QTY						Serial No.	Parts catalogue code
			TRX520			FA7				
			L	FA6 M	N	L	FA7 M	N		
1	33103-KSC-670	SCREW, PAN, 4X55.....	2	2	2	2	2	2		
2	33107-KAE-771	SPRING, BEAM ADJUSTING.....	2	2	2	2	2	2		
3	33110-HR3-A20	HEADLIGHT UNIT, R.....	1	1	1	1	1	1		
4	33117-KBR-730	NUT, BEAM ADJUSTING.....	2	2	2	2	2	2		
5	33130-HR6-B00	SUB HARNESS, HEADLIGHT.....	1	1	1	1	1	1		
6	33150-HR6-A61	HEADLIGHT ASSY., ASSIST (12V 50W)	1	1	1	1	1	1		
7	33160-HR3-A20	HEADLIGHT UNIT, L.....	1	1	1	1	1	1		
8	34901-HR3-A21	BULB COMP., HEADLIGHT (12V 35/35W)	2	2	2	2	2	2		
9	34901-HR6-A60	BULB, HEADLIGHT(12V 50W).....	1	1	1	1	1	1		
10	93913-25380	SCREW, TAPPING, 5X14(PO).....	3	3	3	3	3	3		
11	94103-04000	WASHER, PLAIN, 4MM.....	2	2	2	2	2	2		



# F-2

# METER



HR6JF0200

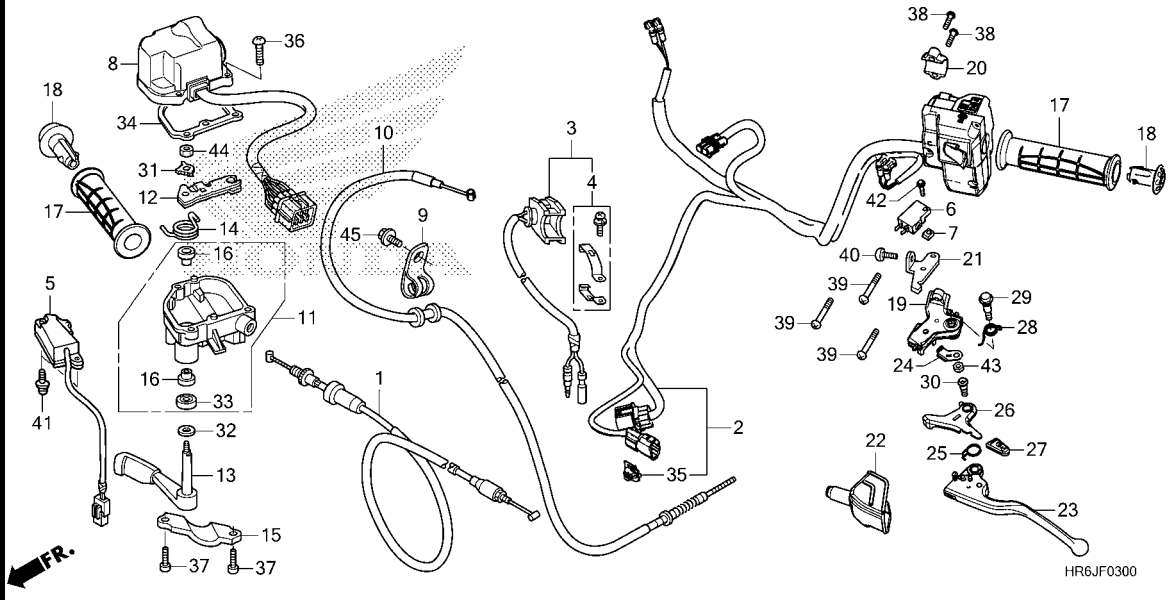
Ref. No.	L.O.N.	(Relative ref. Number) Description	F.R.T.
1	6111D7	SUB HARNESS, FRONT .....	0.5
2	8121A1	METER ASSY., COMBINATION .....	0.3

Ref. No.	Part No.	Description	Reqd. QTY						Serial No.	Parts catalogue code
			TRX520							
			L	FA6 M	N	L	FA7 M	N		
1	32105-HR6-A60	SUB HARNESS, FR.....	1	1	1	1	1	1		
2	37200-HR6-A71	METER ASSY., COMBINATION (MPH/KPH)	1	-	-	1	-	-		
	37200-HR6-A72	.....	-	1	1	-	1	1		
3	93913-25310	SCREW, TAPPING, 5X14(PO).....	3	3	3	3	3	3		



# F-3

# SWITCH/CABLE



Ref. No.	L.O.N.	(Relative ref. Number) Description	F.R.T.
1	811100	CABLE, THROTTLE .....	1.3
2	6151C8	SWITCH, LEFT HANDLE .....	0.8
3	6151A3	SWITCH, HORN .....	0.7
5	6151A6	SWITCH, DRIVE MODE SELECT .....	0.7
6	6151B3	SWITCH, REAR STOP :LEVER SIDE .....	0.1
8	6151K0	SWITCH, RIGHT HANDLE .....	0.8
10	8111B1	CABLE, HAND BRAKE .....	1.5
11	8101C3	CASE ASSY., THROTTLE LEVER .....	0.2
12	8101C4	ARM, THROTTLE .....	0.2
13	810120	LEVER, THROTTLE .....	0.2
17	8101C0	GRIP, HANDLE :LEFT .....	0.1
	8101C1	GRIP, HANDLE :RIGHT .....	0.1
19	8101C8	BRACKET, HANDLE LEVER :LEFT .....	0.2
23	8101C6	LEVER, HANDLE :LEFT .....	0.2
	8101F5	LEVER, HANDLE :BOTH .....	0.3
26	810170	LEVER, PARKING LOCK .....	0.2

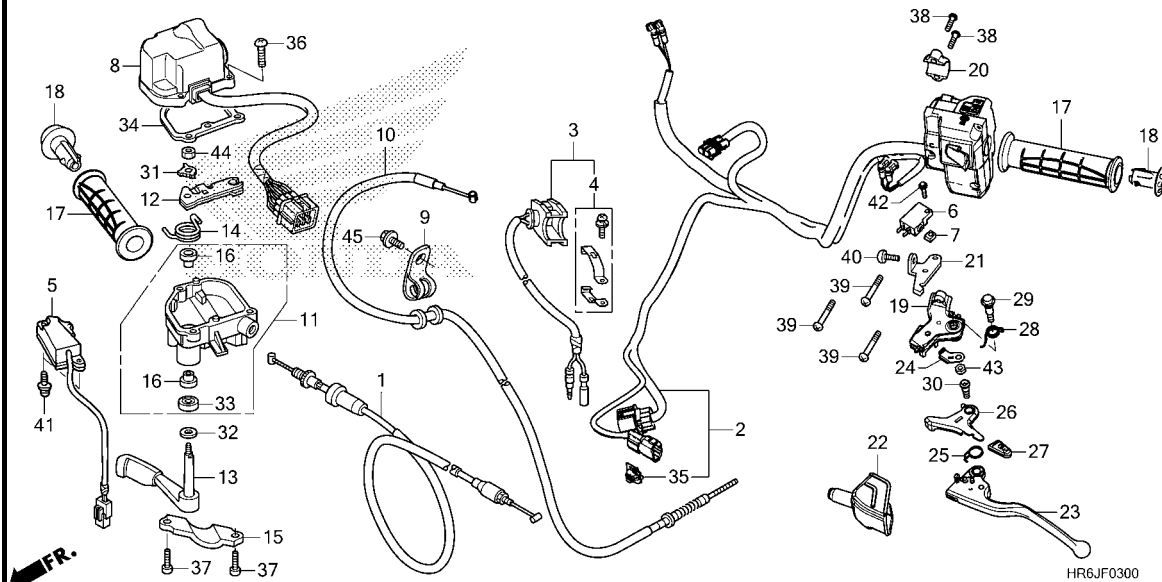
Ref. No.	Part No.	Description	Reqd. QTY						Serial No.	Parts catalogue code
			TRX520							
			FA6		FA7					
			L	M	N	L	M	N		
1	17910-HR6-A60	CABLE COMP., THROTTLE .....	1	1	-	1	1	-		
	17910-HR6-MF1	.....	-	-	1	-	-	1		
2	35140-HR6-B01	SWITCH ASSY., ELECTRIC SHIFT .....	1	1	1	1	1	1		
3	35180-HM8-851	SWITCH ASSY., HORN .....	1	1	1	1	1	1		
4	35181-HM8-V81	BAND SET .....	1	1	1	1	1	1		
5	35300-HR3-A61	SWITCH ASSY., MODE SELECT .....	1	1	-	1	1	-		
	35300-HR3-FG1	.....	-	-	1	-	-	1		
6	35340-ML4-005	SWITCH ASSY., FR. STOP(OMRON) .....	1	1	1	1	1	1		
7	35345-HF1-830	COLLAR, STOP SWITCH .....	1	1	1	1	1	1		
8	35400-HR6-A61	SWITCH ASSY., DIFFERENTIAL LOCK .....	1	1	1	1	1	1		
9	43452-HR3-A20	CLAMP, BRAKE CABLE .....	1	1	1	1	1	1		
10	43460-HR6-A61	CABLE COMP., HAND BRAKE .....	1	1	1	1	1	1		
11	53143-HR3-305	CASE ASSY., THROTTLE LEVER(WL) .....	1	1	1	1	1	1		
12	53144-HA0-010	ARM COMP., THROTTLE .....	1	1	1	1	1	1		
13	53145-HA0-770	LEVER, THROTTLE .....	1	1	1	1	1	1		
14	53146-HM8-000	SPRING, THROTTLE RETURN .....	1	1	1	1	1	1		
15	53147-HN0-670	HOLDER, THROTTLE CASE .....	1	1	1	1	1	1		
16	53148-HA0-000	BUSH, THROTTLE PIVOT .....	2	2	2	2	2	2		
17	53165-HR6-A60	GRIP, HANDLE .....	2	2	-	2	2	-		
	53165-HP5-600	.....	-	-	2	-	-	2		
18	53167-HP5-600	GUARD, HANDLE END .....	2	2	2	2	2	2		
19	53172-HR6-T10	BRACKET, BRAKE LEVER .....	1	1	1	1	1	1		
20	53173-376-000	HOLDER, LEVER BRACKET .....	1	1	1	1	1	1		
21	53174-HN5-V60	STAY, PARKING BRAKE STOPPER .....	1	1	1	1	1	1		





# F-3

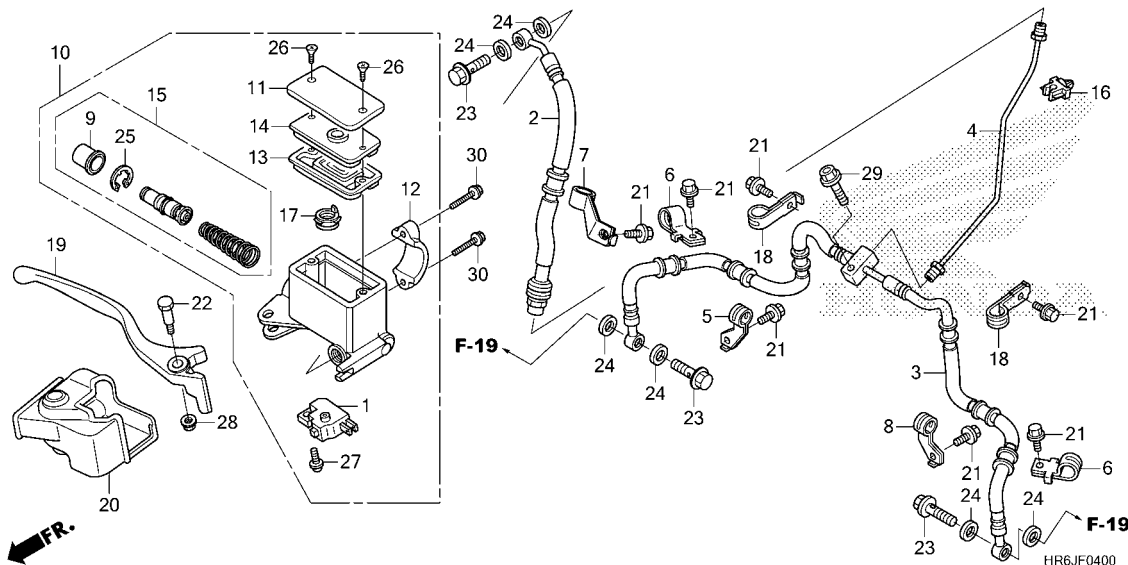
# SWITCH/CABLE



Ref. No.	Part No.	Description	Reqd. QTY						Serial No.	Parts catalogue code
			TRX520			FA7				
			L	FA6 M	N	L	M	N		
22	53177-HR6-M00	COVER, L. HANDLE LEVER.....	1	1	1	1	1	1		
23	53178-HR6-M00	LEVER, L. STEERING HANDLE....	1	1	1	1	1	1		
24	53179-HR6-M00	HOLDER, STOP SWITCH SUB CORD.	1	1	1	1	1	1		
25	53191-HN8-000	SPRING, PARKING BRAKE LEVER..	1	1	1	1	1	1		
26	53192-HR6-M00	LEVER, PARKING BRAKE LOCK....	1	1	1	1	1	1		
27	53193-HA0-770	CAP, PARKING LEVER.....	1	1	1	1	1	1		
28	53193-HN8-000	SPRING, RETURN LEVER.....	1	1	1	1	1	1		
29	90114-HN8-000	BOLT, HANDLE LEVER PIVOT.....	1	1	1	1	1	1		
30	90115-HA6-000	SCREW, PARKING LEVER PIVOT...	1	1	1	1	1	1		
31	90501-HA0-000	WASHER, LOCK, 6MM.....	1	1	1	1	1	1		
32	90504-HA0-000	WASHER, 9X20.....	1	1	1	1	1	1		
33	91210-HA0-003	DUST SEAL, 9X16X5(ARAI).....	1	1	1	1	1	1		
	91210-HA0-004	DUST SEAL, 9X16X5(NOK).....	1	1	1	1	1	1		
34	91532-HA0-020	PACKING, THROTTLE CASE.....	1	1	1	1	1	1		
35	91535-TA0-003	CLIP, COUPLER(DARK BROWN)....	1	1	1	1	1	1		
36	93500-04016-0G	SCREW, PAN, 4X16.....	3	3	3	3	3	3		
37	93500-05014-0G	SCREW, PAN, 5X14.....	2	2	2	2	2	2		
38	93500-05018-0G	SCREW, PAN, 5X18.....	2	2	2	2	2	2		
39	93500-05028-0G	SCREW, PAN, 5X28.....	3	3	3	3	3	3		
40	93500-06016-0G	SCREW, PAN, 6X16.....	1	1	1	1	1	1		
41	93891-04012-07	SCREW-WASHER, 4X12.....	2	2	2	2	2	2		
42	93893-04022-07	SCREW-WASHER, 4X22.....	1	1	1	1	1	1		
43	94001-06070-0S	NUT, HEX., 6MM.....	1	1	1	1	1	1		
44	94002-06000-0S	NUT, HEX., 6MM.....	1	1	1	1	1	1		
45	95701-06012-00	BOLT, FLANGE, 6X12.....	1	1	1	1	1	1		

# F-4

# FRONT BRAKE MASTER CYLINDER



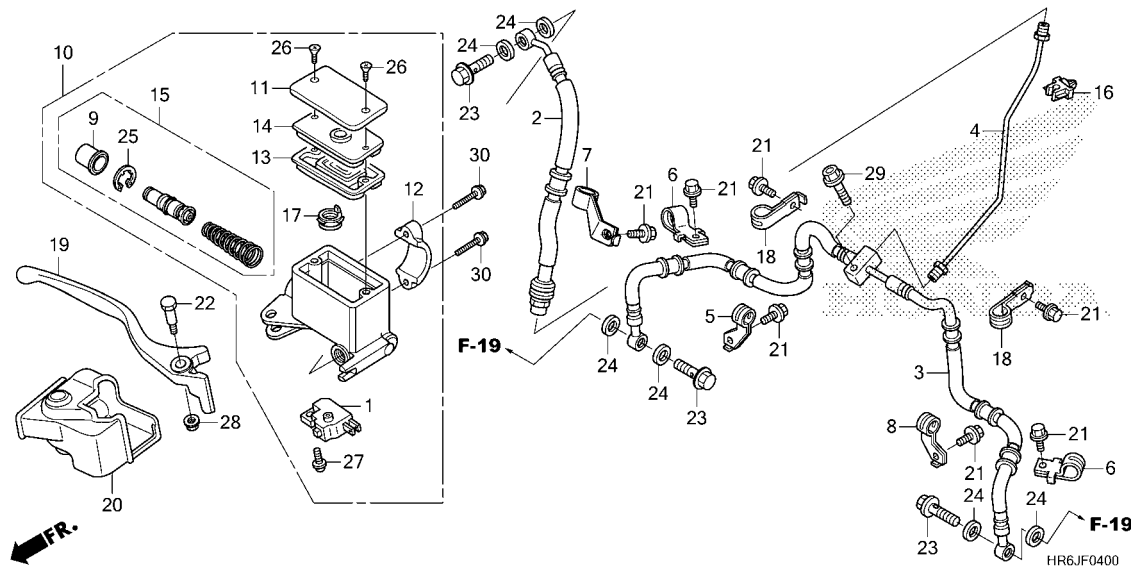
Ref. No.	L.O.N.	(Relative ref. Number) Description	F.R.T.
1	6151B2	SWITCH, FRONT STOP .....	0.1
2	712127	HOSE A, FRONT BRAKE .....	0.8
3	712128	HOSE B, FRONT BRAKE .....	1.3
4	7121C5	PIPE, FRONT BRAKE .....	1.0
10	712105	CYLINDER, FRONT BRAKE MASTER .....	0.5
13	7121G6	DIAPHRAGM, FRONT BRAKE MASTER CYLINDER .....	0.1
15	7121G9	PISTON SET, FRONT BRAKE MASTER .....	0.5
19	8101C7	LEVER, HANDLE :RIGHT .....	0.1
	8101F5	LEVER, HANDLE :BOTH .....	0.3

Ref. No.	Part No.	Description	Reqd. QTY						Serial No.	Parts catalogue code
			TRX520							
			FA6		FA7					
			L	M	N	L	M	N		
1	35340-MGS-D31	SWITCH ASSY., FR. STOP .....	1	1	1	1	1	1		
2	45126-HR6-A61	HOSE COMP., FR. BRAKE(A) .....	1	1	1	1	1	1		
3	45127-HR6-A61	HOSE COMP., FR. BRAKE(B) .....	1	1	1	1	1	1		
4	45128-HR3-A20	PIPE COMP., FR. BRAKE .....	1	1	1	1	1	1		
5	45461-HR3-A20	CLAMP A, R. FR. BRAKE HOSE .....	1	1	1	1	1	1		
6	45462-HR0-F00	CLAMP B, FR. BRAKE HOSE .....	2	2	2	2	2	2		
7	45464-HR3-A20	CLAMPER, FR. BRAKE HOSE .....	1	1	1	1	1	1		
8	45471-HR3-A20	CLAMP A, L. FR. BRAKE HOSE .....	1	1	1	1	1	1		
9	45504-410-003	BOOT COMP. ....	1	1	1	1	1	1		
10	45510-HR3-A21	CYLINDER SUB ASSY., FR. BRAKE MASTER(NISSIN)	1	1	1	1	1	1		
11	45513-KK1-771	CAP, MASTER CYLINDER .....	1	1	1	1	1	1		
12	45517-166-006	HOLDER, MASTER CYLINDER .....	1	1	1	1	1	1		
13	45520-MG7-006	DIAPHRAGM .....	1	1	1	1	1	1		
14	45521-HA2-006	PLATE, DIAPHRAGM .....	1	1	1	1	1	1		
15	45530-MCA-006	PISTON SET, FR. MASTER CYLINDER	1	1	1	1	1	1		
16	46394-S04-003	CLIP A .....	1	1	1	1	1	1		
17	46666-HB9-006	SEPARATOR COMP. ....	1	1	1	1	1	1		
18	51207-HN2-000	CLAMP A, FR. BRAKE HOSE .....	2	2	2	2	2	2		
19	53175-HR3-A21	LEVER, R. HANDLE .....	1	1	1	1	1	1		
20	53176-HR3-A21	COVER, R. HANDLE LEVER .....	1	1	1	1	1	1		
21	90103-MCS-G00	BOLT, FLANGE, 6X12 .....	7	7	7	7	7	7		
22	90114-KGH-900	BOLT, HANDLE LEVER PIVOT .....	1	1	1	1	1	1		
23	90145-MS9-612	BOLT, OIL, 10X22(SAGA) .....	3	3	3	3	3	3		



# F-4

# FRONT BRAKE MASTER CYLINDER

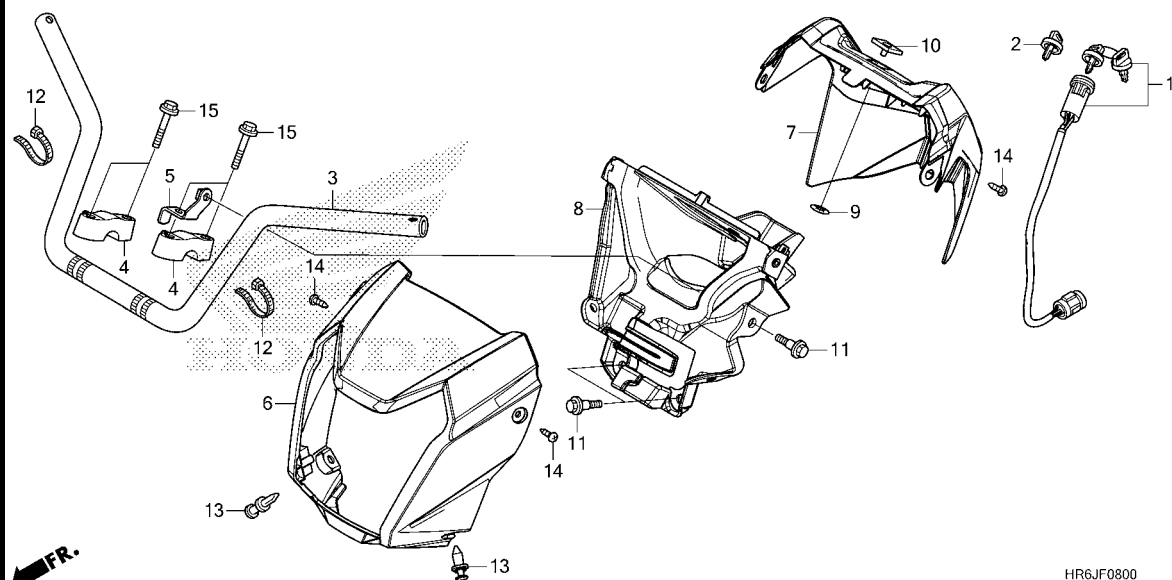


Ref. No.	Part No.	Description	Reqd. QTY						Serial No.	Parts catalogue code
			TRX520							
			L	FA6 M	N	L	FA7 M	N		
24	90545-300-000	WASHER, OIL BOLT.....	6	6	6	6	6	6		
25	90651-MA5-671	CIRCLIP.....	1	1	1	1	1	1		
26	93600-04012-1G	SCREW, FLAT, 4X12.....	2	2	2	2	2	2		
27	93893-04012-17	SCREW-WASHER, 4X12.....	1	1	1	1	1	1		
28	94050-06000	NUT, FLANGE, 6MM.....	1	1	1	1	1	1		
29	95701-06025-07	BOLT, FLANGE, 6X25.....	1	1	1	1	1	1		
30	96001-06022-07	BOLT, FLANGE, 6X22.....	2	2	2	2	2	2		

3

# F-8

# HANDLE PIPE

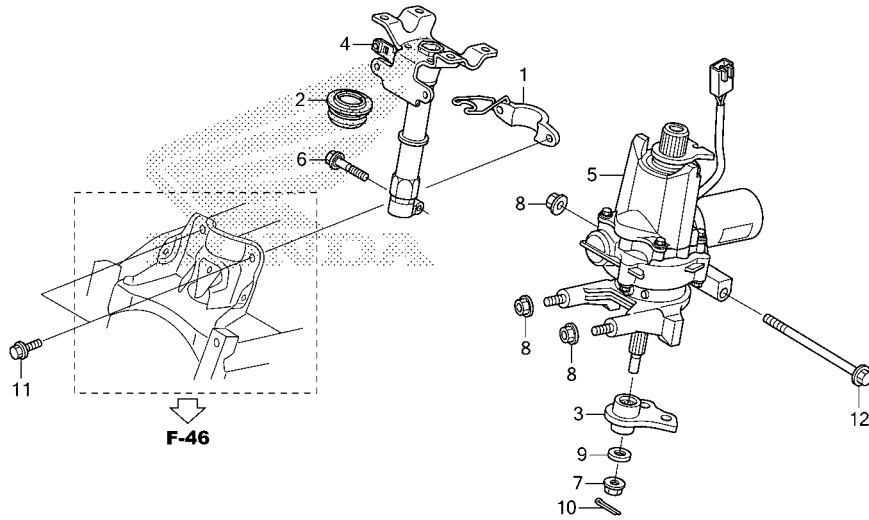


Ref. No.	L.O.N.	(Relative ref. Number) Description	F.R.T.
1	615146	SWITCH, IGNITION .....	0.8
3	810100	PIPE, STEERING HANDLE .....	0.8
6	6161V9	CASE, ASSIST HEADLIGHT .....	0.1
7	8121E3	COVER, METER .....	0.7
8	8121D0	STAY, METER COVER .....	0.4

Ref. No.	Part No.	Description	Reqd. QTY						Serial No.	Parts catalogue code
			TRX520							
			FA6		FA7					
			L	M	N	L	M	N		
1	35100-HR6-A61	SWITCH ASSY., IGNITION .....	1	1	1	1	1	1		
2	35121-HF1-881	KEY, BLANK(TYPE 1) (KEY NO. AXX / BXX)	(1)	(1)	(1)	(1)	(1)	(1)		
	35122-HF1-881	KEY, BLANK(TYPE 2) (KEY NO. CXX / DX)	(1)	(1)	(1)	(1)	(1)	(1)		
3	53100-HR6-B00	PIPE, STEERING HANDLE .....	1	1	1	1	1	1		
4	53111-HR6-M00	HOLDER, UPPER HANDLE .....	2	2	2	2	2	2		
5	53113-HR3-A20	BRACKET, METER STAY .....	1	1	1	1	1	1		
6	53205-HR6-660ZE	COVER, ASSIST HEADLIGHT *G152*.....ADVENTURE GREEN	1	1	1	-	-	-	----- ED	
	53205-HR6-660ZB	*R232*.....PATRIOT RED	1	1	1	-	-	-		
	53205-HR6-680ZB	*NHB76M* MAT STEALTH GRAY METALLIC	-	-	-	1	1	-		
	53205-HR6-660ZM	*NHB76M* MAT STEALTH GRAY METALLIC	-	-	-	-	-	1		
7	53206-HR6-A60ZA	COVER, METER *NH1*.....BLACK	1	1	1	1	1	1		
8	53207-HR6-A60	STAY, METER COVER .....	1	1	1	1	1	1		
9	64206-MJ0-000	NUT, SPEED, 4MM .....	1	1	1	1	1	1		
10	86150-HN8-003	EMBLEM, PRODUCT(MARUI) .....	1	1	1	1	1	1		
	86150-HN8-004	EMBLEM, PRODUCT(UFHARA) .....	1	1	1	1	1	1		
11	90111-162-000	BOLT, FLANGE, 6MM .....	3	3	3	3	3	3		
12	90651-MA6-720	BAND, WIRE HARNESS .....	2	2	2	2	2	2		
13	90653-HC4-900	CLIP, MUDGUARD .....	2	2	2	2	2	2		
14	93913-25380	SCREW, TAPPING, 5X14(PO) .....	3	3	3	3	3	3		
15	95701-08038-08	BOLT, FLANGE, 8X38 .....	4	4	4	4	4	4		

# F-9-10

# STEERING SHAFT



HR6JF0910

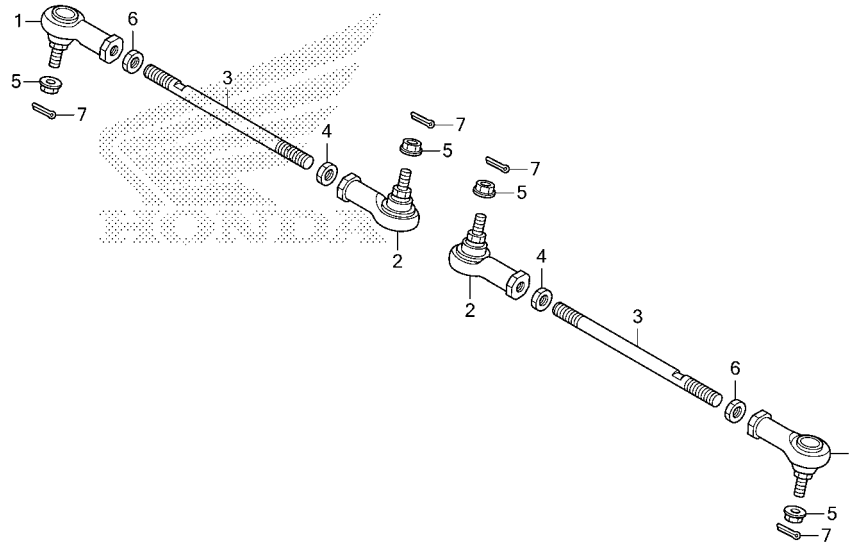
Ref. No.	L.O.N.	(Relative ref. Number) Description	F.R.T.
2	5101B3	BUSH, STEERING .....	1.2
3	5101B4	ARM, STEERING .....	1.2
4	510100	STEM OR SHAFT ASSY., STEERING	1.2
5	5101E5	EPS UNIT ASSEMBLY .....	2.5

Ref. No.	Part No.	Description	Reqd. QTY						Serial No.	Parts catalogue code
			TRX520							
			FA6		FA7					
			L	M	N	L	M	N		
1	53220-HR3-A20	HOLDER COMP., STEERING SHAFT	1	1	-	1	1	-		
	53220-HR6-MF0	.....	-	-	1	-	-	1		
2	53221-HP1-003	BUSH, STEERING .....	1	1	1	1	1	1		
3	53230-HR4-A50	ARM COMP., STEERING .....	1	1	1	1	1	1		
4	53310-HR3-A70	SHAFT COMP., STEERING .....	1	1	1	1	1	1		
5	53600-HR3-A71	EPS UNIT .....	1	1	1	1	1	1		
6	90103-HP7-A30	BOLT, FLANGE, 10X39 .....	1	1	1	1	1	1		
7	90213-S73-003	NUT, SELF-LOCK, 14MM .....	1	1	1	1	1	1		
8	90305-HC0-770	NUT, SELF-LOCK, 10MM .....	3	3	3	3	3	3		
9	90417-HA0-000	WASHER, THRUST, 15MM .....	1	1	1	1	1	1		
10	94201-30250	PIN, SPLIT, 3.0X25 .....	1	1	1	1	1	1		
11	95701-08016-08	BOLT, FLANGE, 8X16 .....	2	2	2	2	2	2		
12	95801-10160-00	BOLT, FLANGE, 10X160 .....	1	1	1	1	1	1		

3

# F-10

# TIE ROD



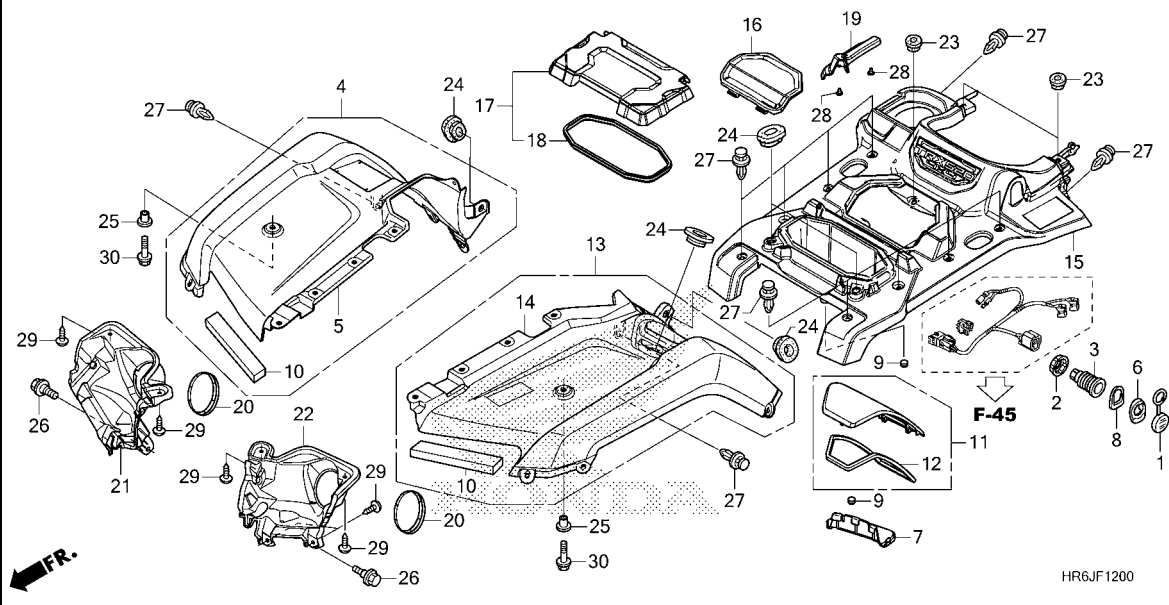
Ref. No.	L.O.N.	(Relative ref. Number) Description	F.R.T.
1	5101C0	END, OUTER TIE ROD :LEFT .....	1.1
	5101C1	END, OUTER TIE ROD :RIGHT .....	1.1
	5101C2	END, OUTER TIE ROD :BOTH .....	1.6
2	5101A3	END, INNER TIE ROD :LEFT .....	1.1
	5101A4	END, INNER TIE ROD :RIGHT .....	1.1
	5101A5	END, INNER TIE ROD :BOTH .....	1.6
3	5101A6	ROD, TIE :LEFT .....	1.2
	5101A7	ROD, TIE :RIGHT .....	1.2
	5101A8	ROD, TIE :BOTH .....	1.8

Ref. No.	Part No.	Description	Reqd. QTY						Serial No.	Parts catalogue code
			TRX520							
			L	FA6 M	N	L	FA7 M	N		
1	53157-HP5-003	END COMP., R. TIE ROD (RIGHT HAND THREAD)	2	2	2	2	2	2		
2	53158-HP5-003	END COMP., L. TIE ROD (LEFT HAND THREAD)	2	2	2	2	2	2		
3	53521-HR4-A20	ROD, TIE .....	2	2	2	2	2	2		
4	53526-679-000	NUT, TIE ROD LOCK (LEFT HAND THREAD)	2	2	2	2	2	2		
5	90305-HC4-000	NUT, SELF-LOCK, 12MM .....	4	4	4	4	4	4		
6	94031-12280	NUT, HEX., 12MM .....	2	2	2	2	2	2		
7	94201-20220	PIN, SPLIT, 2.0X22 .....	4	4	4	4	4	4		



# F-12

# FRONT FENDER



Ref. No.	L.O.N.	(Relative ref. Number) Description	F.R.T.
3	8121A0	SOCKET, ACCESSORY .....	0.2
4		(5)	
4	4131B9	FENDER, FRONT :RIGHT .....	0.9
13		(14)	
	4131B8	FENDER, FRONT :LEFT .....	0.9
	4131R7	FENDER, FRONT :BOTH .....	0.9
15	413122	COVER, FRONT CENTER .....	0.9
21	4131D4	COVER, HEADLIGHT :RIGHT .....	0.3
22	4131D3	COVER, HEADLIGHT :LEFT .....	0.3
	4131M9	COVER, HEADLIGHT :BOTH .....	0.6

Ref. No.	Part No.	Description	Reqd. QTY						Serial No.	Parts catalogue code
			TRX520							
			FA6		FA7					
			L	M	N	L	M	N		
1	31652-HP0-A01	CAP.....	1	1	1	1	1	1		
2	31653-HP0-A01	NUT.....	1	1	1	1	1	1		
3	31655-HP0-A01	SOCKET COMP., ACCESSORY.....	1	1	1	1	1	1		
4	61100-HR4-T20ZA	FENDER, R. FR.								
		*R232*.....PATRIOT RED	1	1	-	-	-	-	----- ED	
	61100-HR4-T20ZB	*G152*.....ADVENTURE GREEN	1	1	-	-	-	-	----- ED	
	61100-HR4-BJ0ZC	*R232*.....PATRIOT RED	1	1	-	-	-	-	----- U	
	61100-HR6-EC0ZA	FENDER, R. FR.(WOL)								
		*R232*.....PATRIOT RED	-	-	1	-	-	-	----- ED	
	61100-HR6-EC0ZB	*G152*.....ADVENTURE GREEN	-	-	1	-	-	-	----- ED	
	61100-HR6-MF0ZB	*R232*.....PATRIOT RED	-	-	1	-	-	-	----- NZ	
5	61100-HR6-AM0ZA	FENDER, R. FR.								
		*NHB76M*								
		MAT STEALTH GRAY METALLIC	-	-	-	1	1	-		
	61100-HR6-BJ0ZC	*NHB76M*								
		MAT STEALTH GRAY METALLIC	-	-	-	-	-	1		
6	61103-HN5-670ZB	SPACER, ACCESSORY SOCKET								
		OUTSIDE								
		*NH1*.....BLACK	1	1	1	1	1	1		
7	61103-HR0-F00ZA	PLUG, GLOVE BOX								
		*NH1*.....BLACK	1	1	1	1	1	1		
8	61104-HN5-670ZA	SPACER, ACCESSORY SOCKET								
		INSIDE								
		*NH1*.....BLACK	1	1	1	1	1	1		
9	61105-KA8-000	PLUG, FR. FENDER.....	2	2	2	2	2	2		
10	61107-HR4-A20	SEAL, FR. FENDER.....	2	2	2	-	-	-		

3

# F-12

# FRONT FENDER

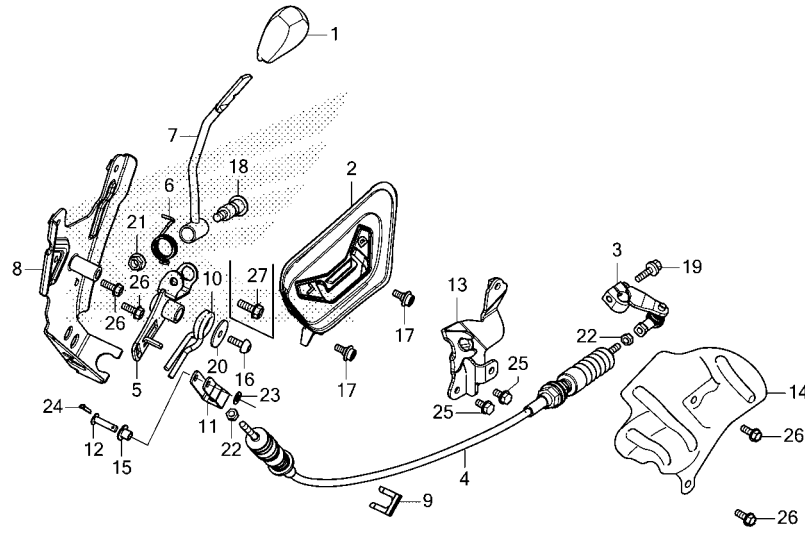
Ref. No.	Part No.	Description	Reqd. QTY						Serial No.	Parts catalogue code
			TRX520							
			L	FA6 M	N	L	FA7 M	N		
11	61110-HR4-L20ZF	LID ASSY., GLOVE BOX								
		*G152*.....ADVENTURE GREEN	1	1	1	-	-	-	----- ED	
	61110-HR4-L20ZB	*R232*.....PATRIOT RED	1	1	1	-	-	-		
	61110-HR6-680ZB	*NHB76M*								
		MAT STEALTH GRAY METALLIC	-	-	-	1	1	1		
12	61122-HR4-A20	SEAL, GLOVE BOX.....	1	1	1	1	1	1		
13	61200-HR4-T20ZA	FENDER, L. FR.(WOL)								
		*R232*.....PATRIOT RED	1	1	1	-	-	-	----- ED	
	61200-HR4-T20ZB	*G152*.....ADVENTURE GREEN	1	1	1	-	-	-	----- ED	
	61200-HR4-L20ZA	*R232*.....PATRIOT RED	1	1	1	-	-	-	----- NZ,U	
14	61200-HR6-680ZB	FENDER, L. FR.								
		*NHB76M*								
		MAT STEALTH GRAY METALLIC	-	-	-	1	1	1		
15	61305-HR6-T10ZA	COVER SET, FR. CENTER(WL)								
		*TYPE1*.....	1	1	1	1	1	1		
16	61310-HR6-B00ZA	LID, RADIATOR CAP								
		*NH1*.....BLACK	1	1	1	1	1	1		
17	61320-HR6-B00ZA	LID ASSY., POCKET								
		*NH1*.....BLACK	1	1	1	1	1	1		
18	61322-HR6-B00	SEAL, POCKET.....	1	1	1	1	1	1		
19	61330-HR6-B00ZA	COVER, AIR VENT TUBE								
		*NH1*.....BLACK	1	1	1	1	1	1		
20	64365-040-000ZH	CAP, FR. COVER								
		*NH1*.....BLACK	2	2	2	2	2	2		
21	66301-HR3-A20	COVER, R. HEADLIGHT.....	1	1	1	1	1	1		
22	66302-HR3-A20	COVER, L. HEADLIGHT.....	1	1	1	1	1	1		
23	83501-MG7-000	GROMMET, SIDE COVER.....	3	3	3	3	3	3		
24	83551-MA6-000	GROMMET, SIDE COVER.....	5	5	5	5	5	5		
25	84706-GB0-900	COLLAR, NUMBER BRACKET SETTING	2	2	2	2	2	2		
26	90111-162-000	BOLT, FLANGE, 6MM.....	2	2	2	2	2	2		
27	90653-HC4-900	CLIP, MUDGUARD.....	12	12	12	12	12	12		
28	93903-24120	SCREW, TAPPING, 4X8.....	2	2	2	2	2	2		
29	93903-25220	SCREW, TAPPING, 5X12.....	8	8	8	8	8	8		
30	95701-06016-08	BOLT, FLANGE, 6X16.....	2	2	2	2	2	2		





# F-13

# SELECT LEVER

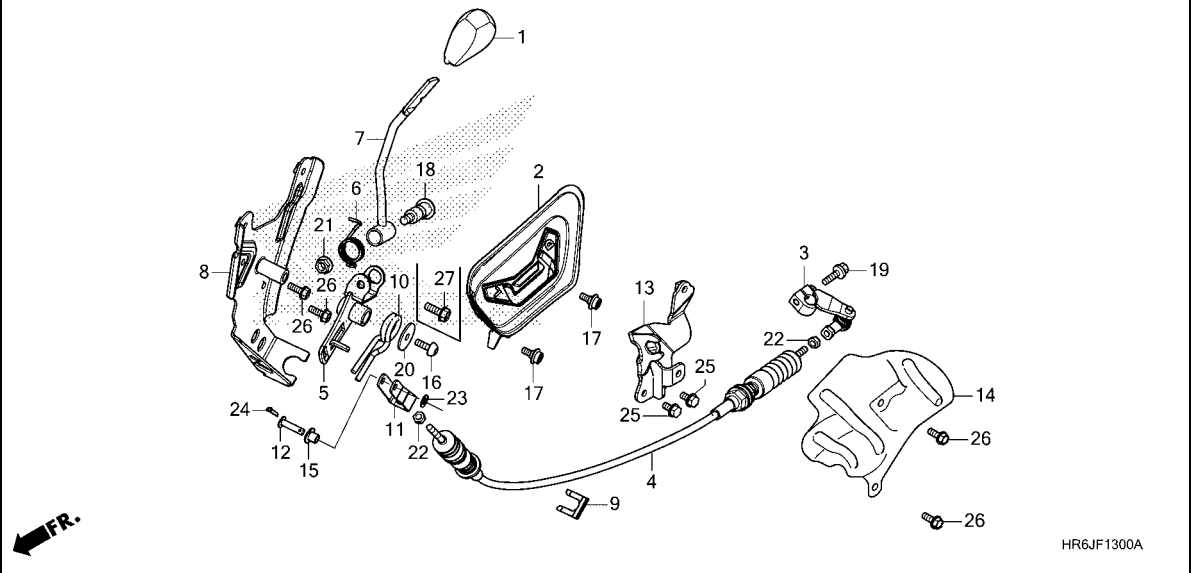


Ref. No.	L.O.N.	(Relative ref. Number) Description	F.R.T.
1	8101K5	GRIP, DRIVE SELECT LEVER .....	0.1
2	8101G0	GATE, SHIFT .....	0.3
3	8101E6	ARM A, SHIFT CHANGE .....	0.5
4	8101E8	WIRE, SHIFT CONTROL .....	0.7
7	810175	LEVER, SELECT .....	0.7
8	8101G1	HOLDER, SHIFT LEVER .....	0.6
10	8101E9	(5) SPRING, SELECT LEVER .....	0.6
14	2101K4	COVER, GEARSHIFT .....	0.3

Ref. No.	Part No.	Description	Reqd. QTY						Serial No.	Parts catalogue code
			TRX520			FA7				
			L	FA6 M	N	L	M	N		
1	54050-HL1-A00ZA	GRIP, DRIVE SELECT LEVER *NH1*.....BLACK	1	1	1	1	1	1		
2	54050-HR6-A60	GATE, MODE SELECT .....	1	1	1	1	1	1		
3	54313-HR6-A60	ARM COMP., SHIFT CHANGE .....	1	1	1	1	1	1		
4	54315-HR6-A60	WIRE, CONTROL .....	1	1	1	1	1	1		
5	54320-HR6-A60	PLATE COMP., SHIFT CHANGE .....	1	1	1	1	1	1		
6	54324-HN7-000	SPRING, SELECT LEVER .....	1	1	1	1	1	1		
7	54325-HR6-A60	LEVER COMP., MODE SELECT .....	1	1	1	1	1	1		
8	54330-HR6-A60	HOLDER COMP., SHIFT LEVER .....	1	1	-	1	1	-		
	54330-HR6-MF0	.....	-	-	1	-	-	1		
9	54332-HR6-A60	CLAMP, SHIFT CABLE .....	1	1	1	1	1	1		
10	54335-HR6-A60	SPRING, SHIFT RETURN .....	1	1	1	1	1	1		
11	54336-HR6-A60	PLATE, SLIDE .....	1	1	1	1	1	1		
12	54337-HN7-000	SHAFT, SLIDE .....	1	1	1	1	1	1		
13	54341-HR6-A60	STAY, SHIFT CABLE HOLDER .....	1	1	1	1	1	1		
14	54369-HR6-A60	COVER, SHIFT .....	1	1	1	1	1	1		
15	64209-MN5-000	COLLAR, FAIRING SETTING .....	1	1	1	1	1	1		
16	90105-HN8-000	BOLT, DISK, 6X17 .....	1	1	-	1	1	-		
17	90111-162-000	BOLT, FLANGE, 6MM .....	2	2	2	2	2	2		
18	90115-MAL-600	BOLT, CHANGE PIVOT .....	1	1	-	1	1	-		
	90115-HR6-MF0	.....	-	-	1	-	-	1		
19	90118-968-000	BOLT, FLANGE, 6X20 .....	1	1	1	1	1	1		
20	90136-428-870	WASHER, TANK SETTING .....	1	1	1	1	1	1		
21	90309-KF0-003	NUT, FLANGE, 8MM .....	1	1	-	1	1	-		
	90115-659-003	NUT, SELF-LOCK, 8MM(CLINCH) ..	-	-	1	-	-	1		

# F-13

# SELECT LEVER

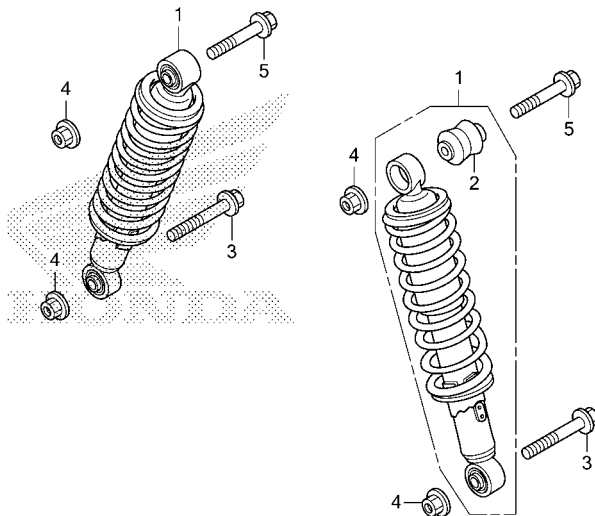


Ref. No.	Part No.	Description	Reqd. QTY						Serial No.	Parts catalogue code
			TRX520			FA7				
			L	FA6 M	N	L	FA7 M	N		
22	94002-06000-0S	NUT, HEX., 6MM	2	2	2	2	2	2		
23	94101-06800	WASHER, PLAIN, 6MM	1	1	1	1	1	1		
24	94201-20151	PIN, SPLIT, 2.0	1	1	1	1	1	1		
25	95701-06012-00	BOLT, FLANGE, 6X12	2	2	2	2	2	2		
26	95701-06016-00	BOLT, FLANGE, 6X16	4	4	4	4	4	4		
27	95701-06020-08	BOLT, FLANGE, 6X20	-	-	1	-	-	1		



# F-14

# FRONT CUSHION



HR6JF1400

Ref. No.	L.O.N.	(Relative ref. Number) Description	F.R.T.
1	5111G7	CUSHION ASSY., FRONT :LEFT ...	0.3
	5111G8	CUSHION ASSY., FRONT :RIGHT ..	0.3
	5111H7	CUSHION ASSY., FRONT :BOTH ...	0.5

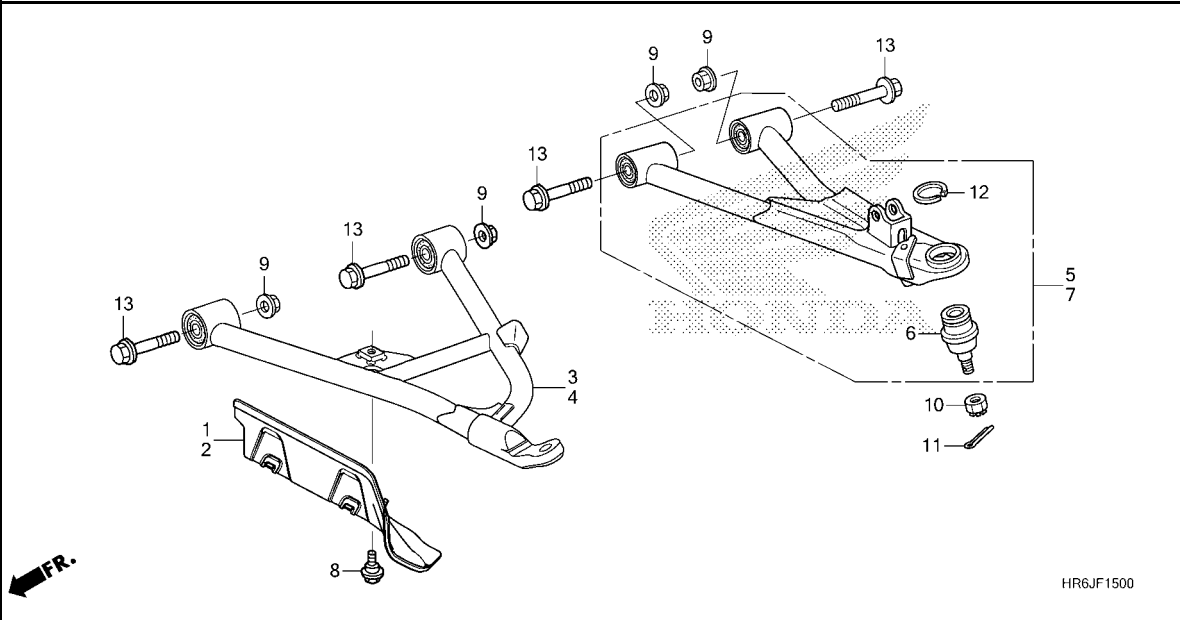
FR.

Ref. No.	Part No.	Description	Reqd. QTY						Serial No.	Parts catalogue code
			TRX520							
			L	FA6	N	L	FA7	N		
1	51400-HR6-A71ZB	CUSHION ASSY., FR.								
		*TYPE1*	2	2	2	-	-	-		
	51400-HR6-A71ZA	*TYPE2*	-	-	-	2	2	2		
2	52489-HF7-003	BUSH, DAMPER	2	2	2	2	2	2		
3	90163-SZ3-000	BOLT, FLANGE, 10X45	2	2	2	2	2	2		
4	90305-HC0-770	NUT, SELF-LOCK, 10MM	4	4	4	4	4	4		
5	96400-10040-00	BOLT, FLANGE, 10X40	2	2	2	2	2	2		

3

# F-15

# FRONT ARM



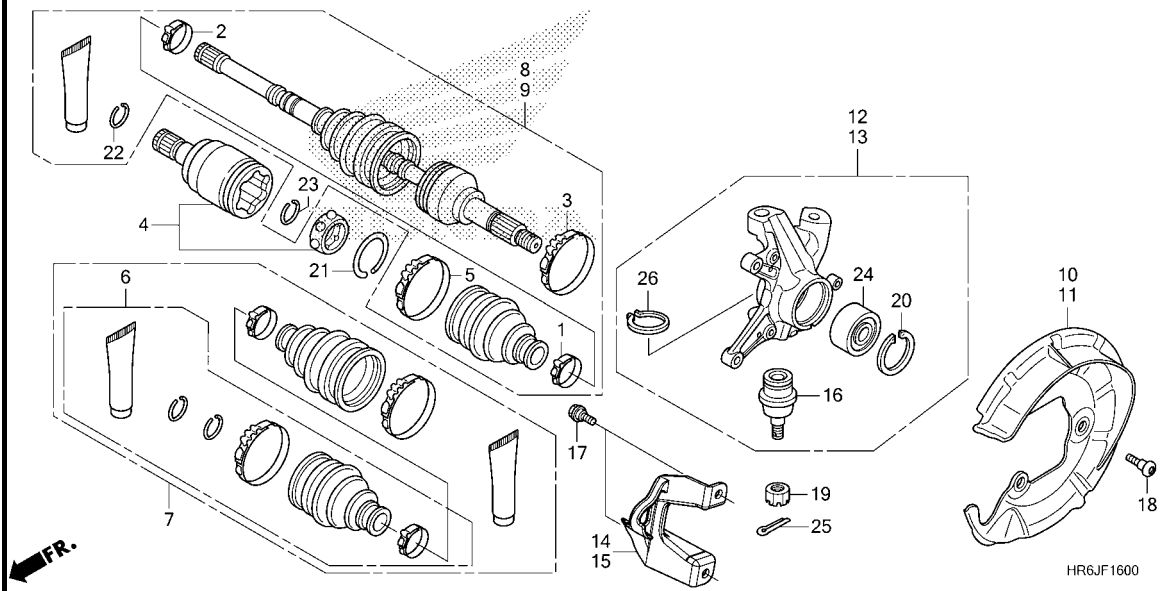
Ref. No.	L.O.N.	(Relative ref. Number) Description	F.R.T.
1	5111A8	GUARD, FRONT LOWER ARM :RIGHT	0.1
2	5111A7	GUARD, FRONT LOWER ARM :LEFT	0.1
	5111J5	GUARD, FRONT LOWER ARM :BOTH	0.1
3	5111B4	ARM, FRONT LOWER :RIGHT	1.2
	5111B4A	.Replace right upper arm add	0.2
4	5111B3	ARM, FRONT LOWER :LEFT	1.2
	5111B3A	.Replace left upper arm add	0.2
	5111B5	ARM, FRONT LOWER :BOTH	2.3
5	5111B1	ARM, FRONT UPPER :RIGHT	1.2
	5111B1A	.Replace right lower arm add	0.2
6	5111B6	JOINT, UPPER ARM BALL :LEFT	1.4
	5111B7	JOINT, UPPER ARM BALL :RIGHT	1.4
	5111B8	JOINT, UPPER ARM BALL :BOTH	2.7
7	5111B0	ARM, FRONT UPPER :LEFT	1.2
	5111B0A	.Replace left lower arm add	0.2
	5111B2	ARM, FRONT UPPER :BOTH	2.3
	5111G9	ARM, FRONT :FOR 1 VEHICLE	2.7

Ref. No.	Part No.	Description	Reqd. QTY						Serial No.	Parts catalogue code
			TRX520							
			FA6		FA7					
			L	M	N	L	M	N		
1	51315-HR6-B00	GUARD, R. FR. INBOARD	1	1	1	1	1	1		
2	51316-HR6-B00	GUARD, L. FR. INBOARD	1	1	1	1	1	1		
3	51350-HR6-B00ZB	ARM ASSY., R. FR. LOWER								
	51350-HR6-MF0ZA	*TYPE1*	1	1	-	1	1	-		
	51350-HR6-MF0ZA	*TYPE1*	-	-	1	-	-	1		
4	51360-HR6-B00ZB	ARM ASSY., L. FR. LOWER								
	51360-HR6-MF0ZA	*TYPE1*	1	1	-	1	1	-		
	51360-HR6-MF0ZA	*TYPE1*	-	-	1	-	-	1		
5	51370-HR6-B00ZB	ARM ASSY., R. FR. UPPER								
	51370-HR6-MF0ZC	*TYPE1*	1	1	-	-	-	-		
	51370-HR6-MF0ZC	*TYPE1*	-	-	1	-	-	-		
	51370-HR6-B00ZC	*TYPE2*	-	-	-	1	1	-		
	51370-HR6-MJ0ZB	*TYPE2*	-	-	-	-	-	1		
6	51375-HP5-601	JOINT A, ARM BALL	2	2	2	2	2	2		
7	51380-HR6-B00ZB	ARM ASSY., L. FR. UPPER								
	51380-HR6-MF0ZC	*TYPE1*	1	1	-	-	-	-		
	51380-HR6-MF0ZC	*TYPE1*	-	-	1	-	-	-		
	51380-HR6-B00ZC	*TYPE2*	-	-	-	1	1	-		
	51380-HR6-MJ0ZB	*TYPE2*	-	-	-	-	-	1		
8	90111-KT1-780	BOLT, FLANGE, 6MM	2	2	2	2	2	2		
9	90305-HC0-770	NUT, SELF-LOCK, 10MM	8	8	8	8	8	8		
10	90310-HB9-000	NUT, CASTLE, 12MM	2	2	2	2	2	2		
11	94201-30180	PIN, SPLIT, 3.0X18	2	2	2	2	2	2		
12	94514-34000	CIRCLIP, EXTERNAL, 34MM	2	2	2	2	2	2		
13	95801-10065-00	BOLT, FLANGE, 10X65	8	8	8	8	8	8		



# F-16

# FRONT KNUCKLE/FRONT DRIVESHAFT

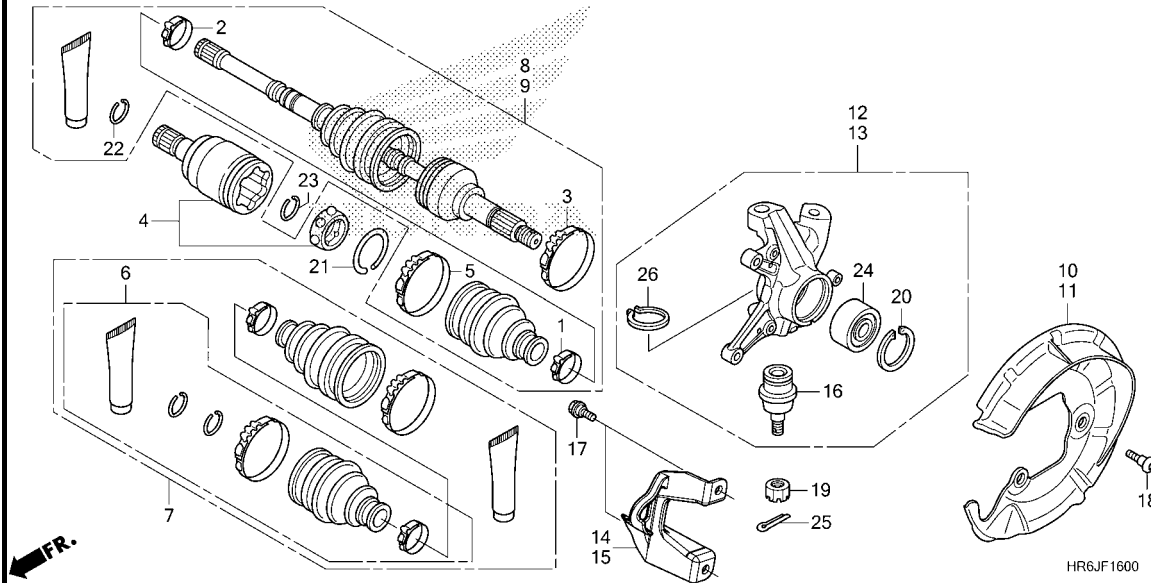


Ref. No.	L.O.N.	(Relative ref. Number) Description	F.R.T.
4	2131E1	JOINT, FRONT INBOARD :LEFT ...	1.0
	2131E2	JOINT, FRONT INBOARD :RIGHT ..	1.0
	2131E3	JOINT, FRONT INBOARD :BOTH ...	1.9
6	2131D5	BOOT, FRONT INBOARD :LEFT ...	1.0
	2131D6	BOOT, FRONT INBOARD :RIGHT ...	1.0
	2131D7	BOOT, FRONT INBOARD :BOTH ...	1.9
7	2131K3	BOOT SET, FRONT DRIVESHAFT :LEFT .....	1.1
	2131K4	BOOT SET, FRONT DRIVESHAFT :RIGHT .....	1.1
	2131K5	BOOT SET, FRONT DRIVESHAFT :BOTH .....	2.1
8	2131D9	DRIVESHAFT SET, FRONT :RIGHT ..	1.0
9	2131D8	DRIVESHAFT SET, FRONT :LEFT ..	1.0
	2131E0	DRIVESHAFT SET, FRONT :BOTH ..	1.9
10	4131A5	COVER, FRONT DISC :RIGHT .....	0.4
11	4131A4	COVER, FRONT DISC :LEFT .....	0.4
	4131A6	COVER, FRONT DISC :BOTH .....	0.7
12	5111A2	KNUCKLE :RIGHT .....	0.9
13	5111A1	KNUCKLE :LEFT .....	0.9
	5111A3	KNUCKLE :BOTH .....	1.7
14	5111K6	GUARD, FRONT OUTBOARD :RIGHT ..	0.1
15	5111K5	GUARD, FRONT OUTBOARD :LEFT ..	0.1
16	5111H0	JOINT, LOWER ARM BALL :LEFT ..	1.0
+	5111H1	JOINT, LOWER ARM BALL :RIGHT ..	1.0

Ref. No.	Part No.	Description	Reqd. QTY						Serial No.	Parts catalogue code
			TRX520							
			FA6		FA7					
			L	M	N	L	M	N		
1	44215-HR3-W51	BAND A, OUTBOARD.....	2	2	2	2	2	2		
2	44215-HR6-B01	BAND A, OUTBOARD.....	2	2	2	2	2	2		
3	44216-HR6-B01	BAND B, OUTBOARD.....	2	2	2	2	2	2		
4	44220-HR3-W51	JOINT COMP., INBOARD.....	2	2	-	2	2	-		
	44220-HR3-HC1	.....	-	-	2	-	-	2		
5	44226-HR3-W51	BAND B, INBOARD.....	2	2	2	2	2	2		
6	44230-HR3-W51	BOOT SET, INBOARD.....	2	2	2	2	2	2		
7	44240-HR6-B01	BOOT SET.....	2	2	2	2	2	2		
8	44250-HR6-B01	DRIVESHAFT SET, R. FR.....	1	1	-	1	1	-		
	44250-HR6-MF1	.....	-	-	1	-	-	1		
9	44350-HR6-B01	DRIVESHAFT SET, L. FR.....	1	1	-	1	1	-		
	44350-HR6-MF1	.....	-	-	1	-	-	1		
10	45255-HR3-A20	GUARD, R. SPLASH.....	1	1	1	1	1	1		
11	45256-HR3-A20	GUARD, L. SPLASH.....	1	1	1	1	1	1		
12	51200-HR3-A20	KNUCKLE ASSY., R. FR.....	1	1	1	1	1	1		
13	51250-HR3-A20	KNUCKLE ASSY., L. FR.....	1	1	1	1	1	1		
14	51325-HR6-B00	GUARD, R. FR. OUTBOARD.....	1	1	1	1	1	1		
15	51326-HR6-B00	GUARD, L. FR. OUTBOARD.....	1	1	1	1	1	1		
16	51375-HP5-601	JOINT A, ARM BALL.....	2	2	2	2	2	2		
17	90111-187-000	BOLT, FLANGE, 6MM.....	4	4	4	4	4	4		
18	90114-HP0-A00	BOLT, SOCKET, 6X15.....	6	6	6	6	6	6		
19	90310-HB9-000	NUT, CASTLE, 12MM.....	2	2	2	2	2	2		
20	90651-HR3-A20	CIRCLIP, SPECIAL INTERNAL (56MM)	2	2	2	2	2	2		
21	90651-HR3-W51	RING A, INBOARD SNAP.....	2	2	2	2	2	2		

# F-16

# FRONT KNUCKLE/FRONT DRIVESHAFT



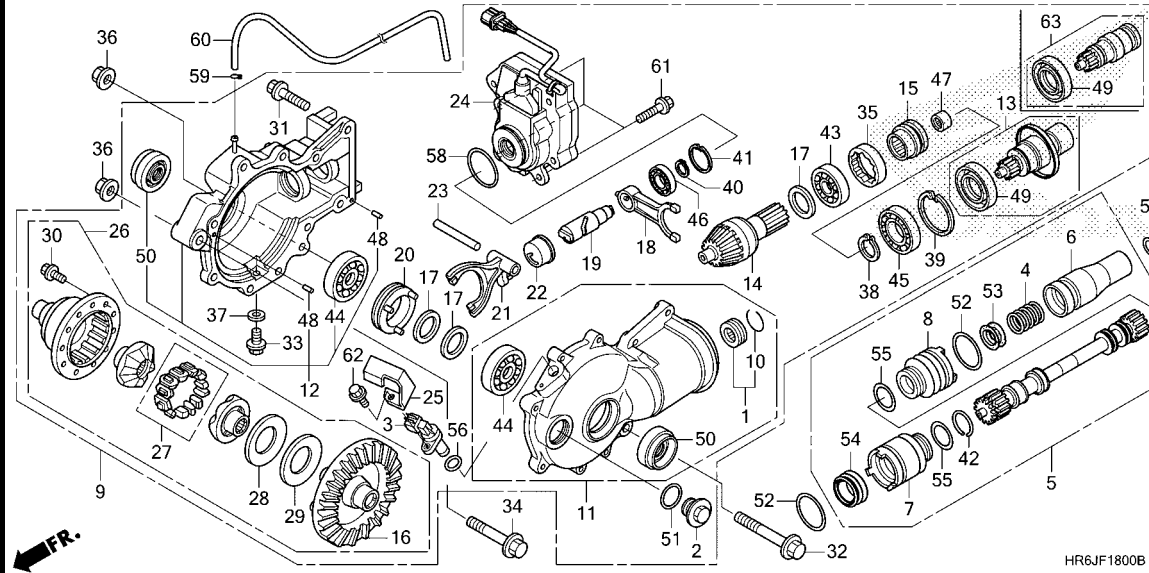
Ref. No.	L.O.N.	(Relative ref. Number) Description	F.R.T.
+16	5111H2	JOINT, LOWER ARM BALL :BOTH ..	1.9
24	5111F7	BEARING, FRONT KNUCKLE :LEFT ..	1.1
	5111F8	BEARING, FRONT KNUCKLE :RIGHT ..	1.1
	5111H8	BEARING, FRONT KNUCKLE :BOTH ..	2.1

Ref. No.	Part No.	Description	Reqd. QTY						Serial No.	Parts catalogue code
			TRX520							
			L	FA6 M	N	L	FA7 M	N		
22	90652-HR3-W51	RING B, INBOARD SNAP.....	2	2	2	2	2	2		
23	90653-HR3-W51	RING, OUTBOARD SNAP.....	2	2	2	2	2	2		
24	91051-HR3-A21	BEARING, ANGULAR BALL (27X55X32)	2	2	2	2	2	2		
25	94201-30180	PIN, SPLIT, 3.0X18.....	2	2	2	2	2	2		
26	94514-34000	CIRCLIP, EXTERNAL, 34MM.....	2	2	2	2	2	2		



# F-18

# FRONT FINAL GEAR

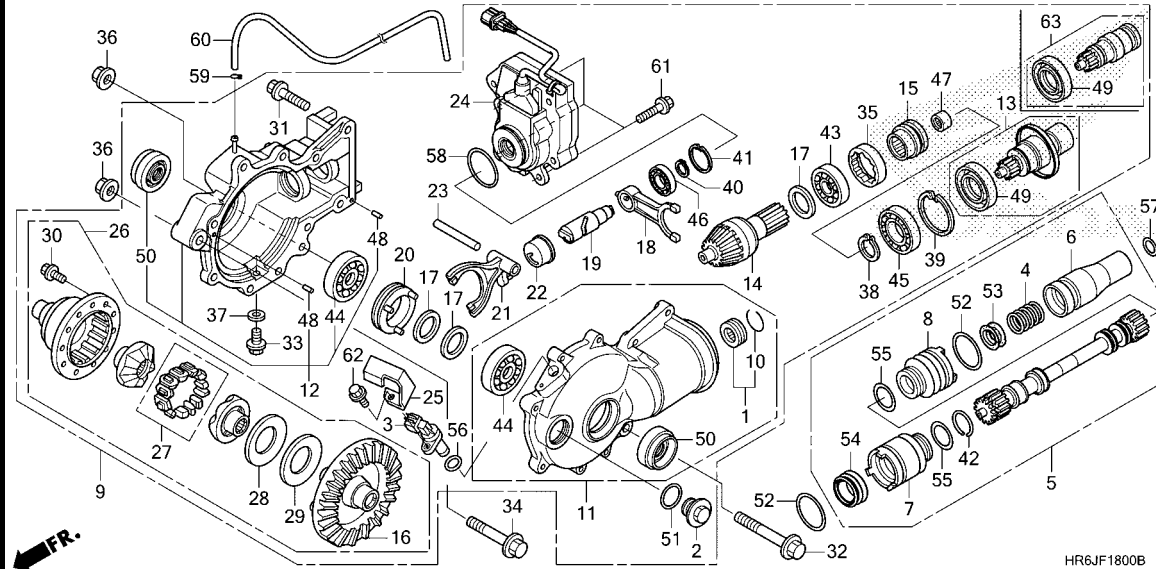


Ref. No.	L.O.N.	(Relative ref. Number) Description	F.R.T.
1	2131G5	BEARING, FRONT PINION GEAR :FRONT .....	3.3
3		(56)	
	617196	SENSOR, WHEEL SPEED :FRONT ...	0.2
5	213155	SHAFT, PROPELLER :FRONT .....	0.8
6		(4)	
	2131A7	JOINT, PROPELLER SHAFT .....	0.9
8		(7)	
	2131A8	BOOT, FRONT PROPELLER SHAFT ..	0.8
9	2131B2	.NOTE: Same time for two units GEAR ASSY., FINAL DRIVEN :FRONT .....	2.0
11	2131B5	CASE SET, FINAL GEAR :FRONT ..	3.8
12	2131B8	COVER SET, FINAL GEAR :FRONT ..	2.9
13	2131N0	JOINT, FINAL CLUTCH .....	2.2
14		(47)	
	2131C8	GEAR, PINION :FRONT .....	2.9
15		(45)	
	2131N1	SLEEVE, FINAL CLUTCH .....	2.7
16	2131D0	GEAR, RING :FRONT .....	3.1
17	2131C3	SHIM, PINION GEAR :FRONT .....	2.7
	2131C6	SHIM, DIFFERENTIAL CASE .....	2.7
18		.NOTE: Same time for two units (19,46)	
	2121F3	FORK, FINAL CLUTCH .....	2.7

Ref. No.	Part No.	Description	Reqd. QTY						Serial No.	Parts catalogue code
			TRX520							
			FA6		FA7					
			L	M	N	L	M	N		
1	06910-HR4-A21	BEARING SET, NEEDLE.....	1	1	1	1	1	1		
2	12361-035-000	CAP, TAPPET ADJUSTING HOLE...	1	1	1	1	1	1		
3	37700-KZR-601	SENSOR ASSY., SPEED(TDK-EPC)·	1	1	1	1	1	1		
4	40215-HM7-000	SPRING, SHAFT.....	1	1	1	1	1	1		
5	40400-HR6-A61	SHAFT ASSY., FR. PROPELLER...	1	1	1	1	1	1		
6	40402-HR3-A20	JOINT, FR. PROPELLER SHAFT...	1	1	1	1	1	1		
7	40410-HR6-A60	BOOT A, PROPELLER.....	1	1	1	1	1	1		
8	40420-HM7-A00	BOOT B, PROPELLER.....	1	1	1	1	1	1		
9	41400-HR6-A61	GEAR ASSY., FR. FINAL.....	1	1	-	1	1	-		
	41400-HR6-MF1	.....	-	-	1	-	-	1		
10	41405-HA7-670	RING, STOPPER.....	1	1	1	1	1	1		
11	41411-HR6-A61	CASE SUB ASSY., FR. FINAL GEAR	1	1	-	1	1	-		
	41411-HR6-MF1	.....	-	-	1	-	-	1		
12	41412-HR4-A21	COVER SUB ASSY., FR. FINAL GEAR	1	1	1	1	1	1		
13	41500-HR5-A21	JOINT SUB ASSY., FR. FINAL CLUTCH	1	1	-	1	1	-		
14	41521-HR4-A21	GEAR, FR. PINION(13T).....	1	1	1	1	1	1		
15	41527-HR4-A21	SLEEVE, FR. FINAL CLUTCH.....	1	1	1	1	1	1		
16	41531-HR4-A21	GEAR, FR. RING(42T).....	1	1	1	1	1	1		
17	41540-HR4-A21	SHIM A, DIFFERENTIAL CASE (0.60)	3	3	3	3	3	3		
	41541-HR4-A21	SHIM B, DIFFERENTIAL CASE (0.65)	3	3	3	3	3	3		
	41542-HR4-A21	SHIM C, DIFFERENTIAL CASE (0.70)	3	3	3	3	3	3		

# F-18

# FRONT FINAL GEAR



Ref. No.	L.O.N.	(Relative ref. Number) Description	F.R.T.
20	2131S7	SLEEVE, DIFFERENTIAL LOCK .....	2.7
21	2121P9	FORK, DIFFERENTIAL LOCK .....	2.7
24	2131S6	ACTUATOR, DIFFERENTIAL LOCK ..	0.5
26	2131E4	DIFFERENTIAL .....	3.1
27	2131E5	FOLLOWER SET, CAM .....	3.1
28	2131C7	SHIM, FRONT DIFFERENTIAL .....	3.1
43	2131G6	BEARING, FRONT PINION GEAR :REAR .....	2.7
44	2131F0	BEARING, FRONT RING GEAR :LEFT	3.0
	2131F1	BEARING, FRONT RING GEAR :RIGHT .....	3.0
	2131F3	BEARING, FRONT RING GEAR :BOTH	3.2
50	2131G0	OIL SEAL, FRONT FINAL GEAR :LEFT .....	1.0
	2131G1	OIL SEAL, FRONT FINAL GEAR :RIGHT .....	1.0
	2131G2	OIL SEAL, FRONT FINAL GEAR :BOTH .....	1.9

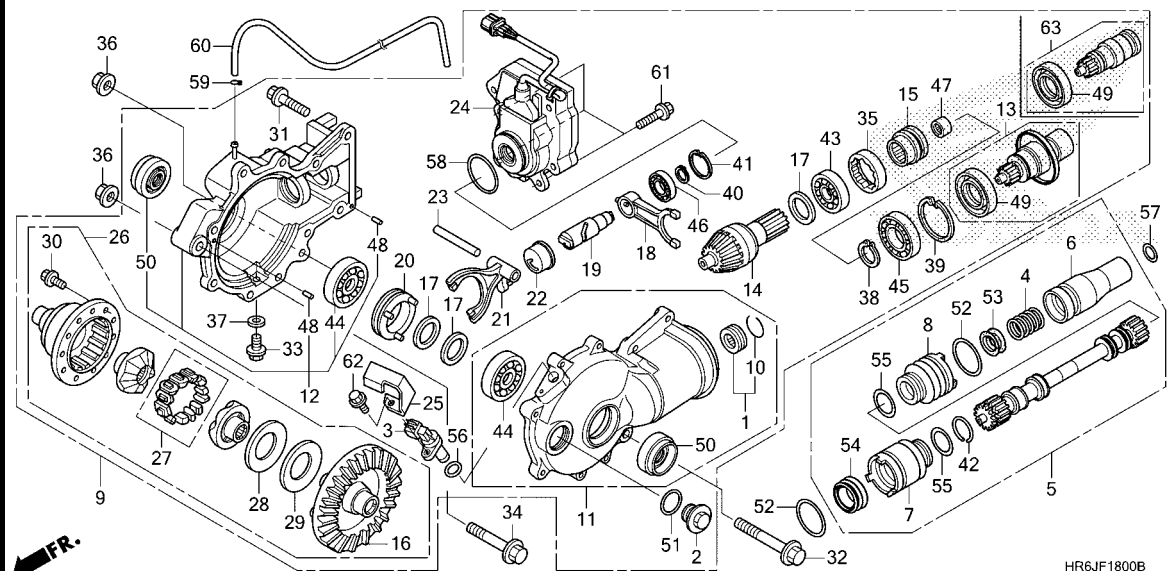
Ref. No.	Part No.	Description	Reqd. QTY						Serial No.	Parts catalogue code
			TRX520							
			L	FA6	M	N	L	FA7	M	N
17)	41543-HR4-A21	SHIM D, DIFFERENTIAL CASE (0.75)	3	3	3	3	3	3	3	3
	41544-HR4-A21	SHIM E, DIFFERENTIAL CASE (0.80)	3	3	3	3	3	3	3	3
	41545-HR4-A21	SHIM F, DIFFERENTIAL CASE (0.85)	3	3	3	3	3	3	3	3
	41546-HR4-A21	SHIM G, DIFFERENTIAL CASE (0.90)	3	3	3	3	3	3	3	3
	41547-HR4-A21	SHIM H, DIFFERENTIAL CASE (0.95)	3	3	3	3	3	3	3	3
	41548-HR4-A21	SHIM I, DIFFERENTIAL CASE (1.00)	3	3	3	3	3	3	3	3
	41549-HR4-A21	SHIM J, DIFFERENTIAL CASE (1.05)	3	3	3	3	3	3	3	3
	41550-HR4-A21	SHIM K, DIFFERENTIAL CASE (1.10)	3	3	3	3	3	3	3	3
	41551-HR4-A21	SHIM L, DIFFERENTIAL CASE (1.15)	3	3	3	3	3	3	3	3
	41552-HR4-A21	SHIM M, DIFFERENTIAL CASE (1.20)	3	3	3	3	3	3	3	3
	41553-HR4-A21	SHIM N, DIFFERENTIAL CASE (1.25)	3	3	3	3	3	3	3	3
	41554-HR4-A21	SHIM O, DIFFERENTIAL CASE (1.30)	3	3	3	3	3	3	3	3
	41555-HR4-A21	SHIM P, DIFFERENTIAL CASE (1.35)	3	3	3	3	3	3	3	3
	41556-HR4-A21	SHIM Q, DIFFERENTIAL CASE (1.40)	3	3	3	3	3	3	3	3





# F-18

# FRONT FINAL GEAR



Ref. No.	Part No.	Description	Reqd. QTY						Serial No.	Parts catalogue code
			TRX520			FA7				
			L	FA6 M	N	L	M	N		
17)	41557-HR4-A21	SHIM R, DIFFERENTIAL CASE (1.45)	3	3	3	3	3	3		
18	41560-HR4-A21	FORK COMP., FR. FINAL CLUTCH	1	1	1	1	1	1		
19	41565-HR4-A21	SHAFT, SCREW	1	1	1	1	1	1		
20	41627-HR4-A21	SLEEVE, DIFFERENTIAL LOCK	1	1	1	1	1	1		
21	41661-HR4-A21	FORK, DIFFERENTIAL LOCK	1	1	1	1	1	1		
22	41665-HR4-A21	CAM, DIFFERENTIAL LOCK	1	1	1	1	1	1		
23	41666-HR4-A21	SHAFT, DIFFERENTIAL LOCK FORK	1	1	1	1	1	1		
24	41700-HR4-A21	ACTUATOR ASSY.	1	1	1	1	1	1		
25	41713-HR3-A60	COVER, FR. SPEED SENSOR	1	1	1	1	1	1		
26	42400-HR4-A21	DIFFERENTIAL ASSY.(42T)	1	1	-	1	1	-		
	42400-HR6-MF1		-	-	1	-	-	1		
27	42440-HN5-671	FOLLOWER SET, CAM	1	1	1	1	1	1		
28	42451-HN7-003	SHIM A(1.3)	1	1	1	1	1	1		
	42452-HN7-003	SHIM B(1.4)	1	1	1	1	1	1		
	42453-HN7-003	SHIM C(1.5)	1	1	1	1	1	1		
	42454-HN7-003	SHIM D(1.6)	1	1	1	1	1	1		
	42455-HN7-003	SHIM E(1.7)	1	1	1	1	1	1		
	42456-HN7-003	SHIM F(1.8)	1	1	1	1	1	1		
	42457-HN7-003	SHIM G(1.9)	1	1	1	1	1	1		
29	42461-HN5-671	SPRING, DIFFERENTIAL SIDE CONED	1	1	1	1	1	1		
30	90101-HN8-000	BOLT, 8X17	11	11	11	11	11	11		
31	90102-HR4-A21	BOLT, FLANGE, 8X25	10	10	10	10	10	10		
32	90102-HR6-B00	BOLT, FLANGE, 10X96	1	1	1	1	1	1		
33	90109-371-000	BOLT, SEALING, 8MM	1	1	1	1	1	1		

# F-18

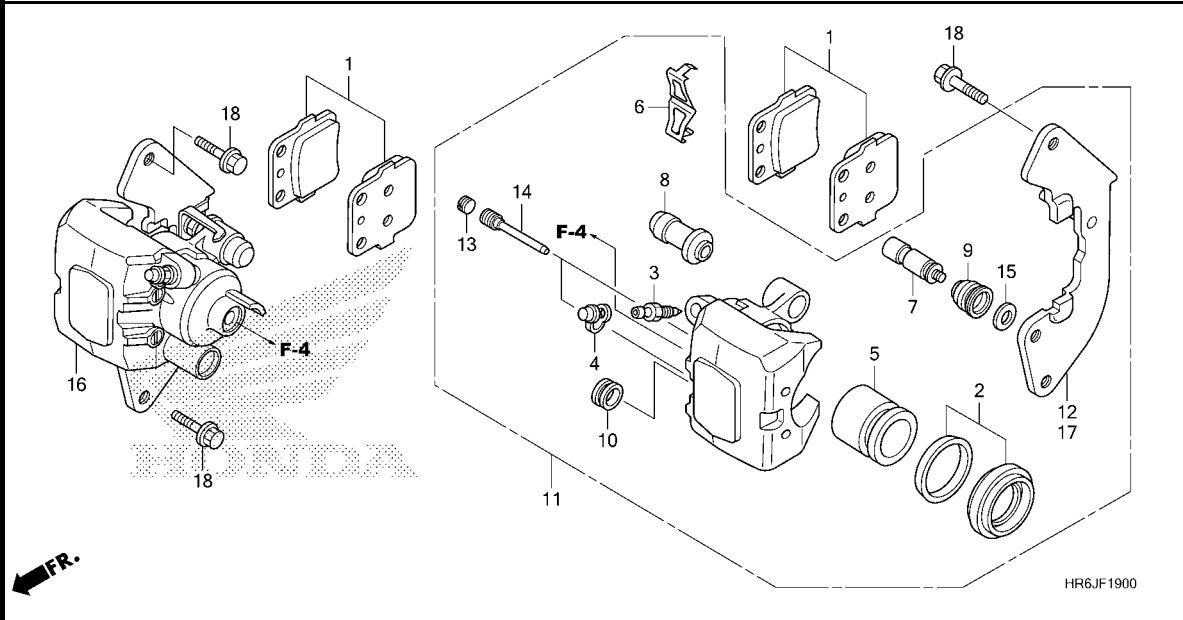
# FRONT FINAL GEAR

Ref. No.	Part No.	Description	Reqd. QTY						Serial No.	Parts catalogue code
			TRX520							
			L	FA6 M	N	L	FA7 M	N		
34	90182-MB2-003	BOLT, FLANGE, 10X66.....	1	1	1	1	1	1		
35	90244-HA0-000	NUT, LOCK, 60MM.....	1	1	1	1	1	1		
36	90305-HC0-770	NUT, SELF-LOCK, 10MM.....	2	2	2	2	2	2		
37	90471-580-000	PACKING, 8MM.....	1	1	1	1	1	1		
38	90651-HR4-A21	CIRCLIP, EXTERNAL, 45MM.....	1	1	1	1	1	1		
39	90652-HR4-A21	CIRCLIP, INTERNAL, 68MM.....	1	1	1	1	1	1		
40	90653-HR4-A21	CIRCLIP, EXTERNAL, 17MM.....	1	1	1	1	1	1		
41	90654-HR4-A21	CIRCLIP, INTERNAL, 35MM.....	1	1	1	1	1	1		
42	91012-KF0-000	CLIP, NEEDLE THRUST BEARING, 12MM	1	1	1	1	1	1		
43	91051-HR4-A21	BEARING, RADIAL BALL, 32X58X13	1	1	1	1	1	1		
44	91052-HR4-A21	BEARING, RADIAL BALL, 32X28X13	2	2	2	2	2	2		
45	91053-HR4-A21	BEARING, RADIAL BALL, 45X68X12	1	1	1	1	1	1		
46	91054-HR4-A21	BEARING, RADIAL BALL, 17X35X10	1	1	1	1	1	1		
47	91055-HR4-A21	BEARING, NEEDLE, 12X18X12.....	1	1	1	1	1	1		
48	91151-HR4-A21	DOWEL PIN, 5MM.....	2	2	2	2	2	2		
49	91251-HR4-A21	SEAL, DUST, 51.5X72X9.....	1	1	-	1	1	-		
	91251-HR6-MF1	SEAL, DUST, 51.5X68.2X10.5.....	-	-	1	-	-	-		
50	91252-HC5-003	OIL SEAL, 22X48X7(ARAI).....	2	2	2	2	2	2		
51	91302-001-020	O-RING, 30.8MM.....	1	1	1	1	1	1		
52	91302-HM7-A00	BAND, BOOT(D27).....	2	2	2	2	2	2		
53	91302-HN5-671	SEAL, PROPELLER.....	1	1	1	1	1	1		
54	91303-HM7-003	SEAL B, RUBBER.....	1	1	1	1	1	1		
55	91303-HM7-A00	BAND, BOOT(D20).....	2	2	2	2	2	2		
56	91303-KF0-003	O-RING, 14.8X2.4(ARAI).....	1	1	1	1	1	1		
57	91311-MB0-003	O-RING, 18.5X2.4(ARAI).....	1	1	1	1	1	1		
58	91351-HR4-A21	O-RING, 38MM.....	1	1	1	1	1	1		
59	95002-35000	CLIP, TUBE(C6.5).....	1	1	1	1	1	1		
60	95005-35660-30	TUBE, 3.5X660(95005-35001-30M)	1	1	1	1	1	1		
61	95701-06020-08	BOLT, FLANGE, 6X20.....	3	3	3	3	3	3		
62	96001-06016-07	BOLT, FLANGE, 6X16.....	1	1	1	1	1	1		
63	41500-HR6-MF1	JOINT SUB ASSY., FR. FINAL CLUTCH	-	-	1	-	-	1		



# F-19

# FRONT BRAKE CALIPER



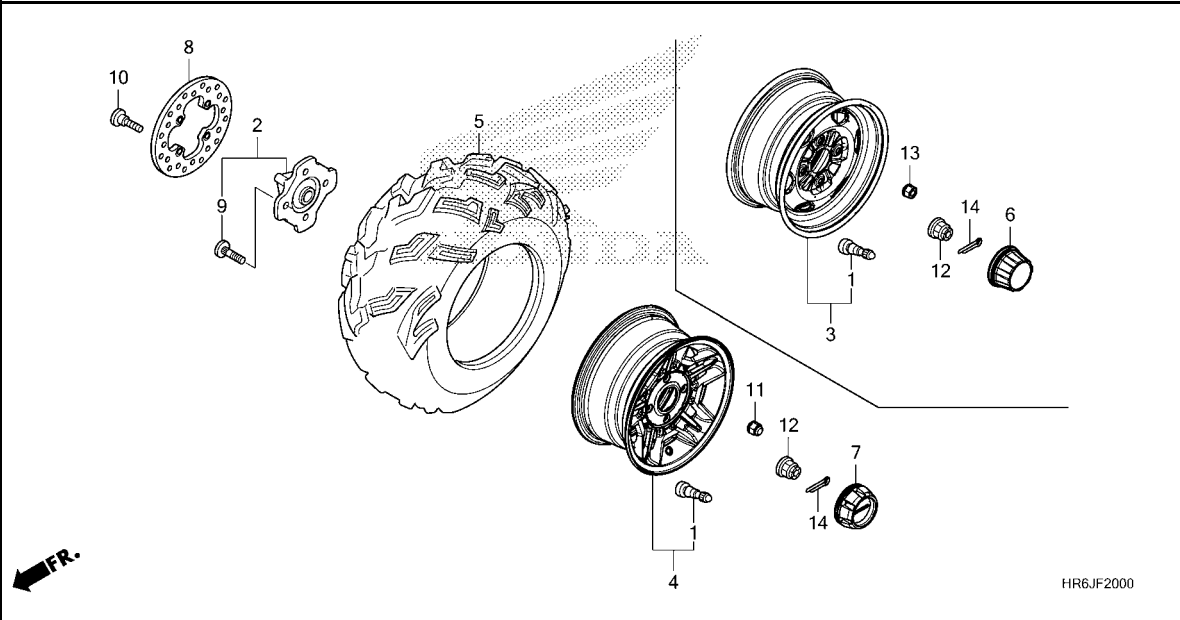
Ref. No.	L.O.N.	(Relative ref. Number) Description	F.R.T.
1	7111A0	SHOE(PAD) SET, BRAKE :LEFT FRONT	0.3
	7111A1	SHOE(PAD) SET, BRAKE :RIGHT FRONT	0.3
	7111A2	SHOE(PAD) SET, BRAKE :BOTH FRONT	0.5
5	7111D2	PISTON, FRONT BRAKE CALIPER :LEFT	0.7
	7111D3	PISTON, FRONT BRAKE CALIPER :RIGHT	0.7
	7111D4	PISTON, FRONT BRAKE CALIPER :BOTH	1.2
11	7111B5	CALIPER, FRONT BRAKE :LEFT	0.6
12	7111B9	BRACKET, FRONT CALIPER :LEFT	0.4
16	7111B6	CALIPER, FRONT BRAKE :RIGHT	0.6
	7111B7	CALIPER, FRONT BRAKE :BOTH	1.0
17	7111C0	BRACKET, FRONT CALIPER :RIGHT	0.4
	7111F0	BRACKET, FRONT CALIPER :BOTH	0.7

Ref. No.	Part No.	Description	Reqd. QTY						Serial No.	Parts catalogue code
			TRX520							
			L	FA6 M	N	L	FA7 M	N		
1	06435-HP7-A01	PAD SET, FR. BRAKE	2	2	2	2	2	2		
2	06451-HP5-601	SEAL SET, PISTON	2	2	2	2	2	2		
3	43352-568-003	SCREW, BLEEDER(NISSIN)	2	2	2	2	2	2		
4	43353-461-771	CAP, BLEEDER	2	2	2	2	2	2		
5	45107-HP5-601	PISTON, 32MM	2	2	2	2	2	2		
6	45108-166-006	SPRING, PAD	2	2	2	2	2	2		
7	45115-GE3-602	PIN, SLIDE	2	2	2	2	2	2		
8	45132-166-016	BOOT, PIN BUSH(NISSIN)	2	2	2	2	2	2		
9	45133-166-016	BOOT, PIN	2	2	2	2	2	2		
10	45134-GE3-601	PLUG, DUST	2	2	2	2	2	2		
11	45150-HP5-601	CALIPER SUB ASSY., L. FR. (NISSIN)	1	1	1	1	1	1		
12	45190-HP5-601	BRACKET SUB ASSY., L. FR. CALIPER	1	1	1	1	1	1		
13	45203-MG3-016	PLUG, PIN	4	4	4	4	4	4		
14	45215-GE2-016	PIN, HANGER	4	4	4	4	4	4		
15	45218-166-006	WASHER, CONICAL SPRING	2	2	2	2	2	2		
16	45250-HP5-601	CALIPER SUB ASSY., R. FR. (NISSIN)	1	1	1	1	1	1		
17	45290-HP5-601	BRACKET SUB ASSY., R. FR. CALIPER	1	1	1	1	1	1		
18	90115-HA7-670	BOLT, FLANGE, 8X20	4	4	4	4	4	4		



# F-20

# FRONT WHEEL



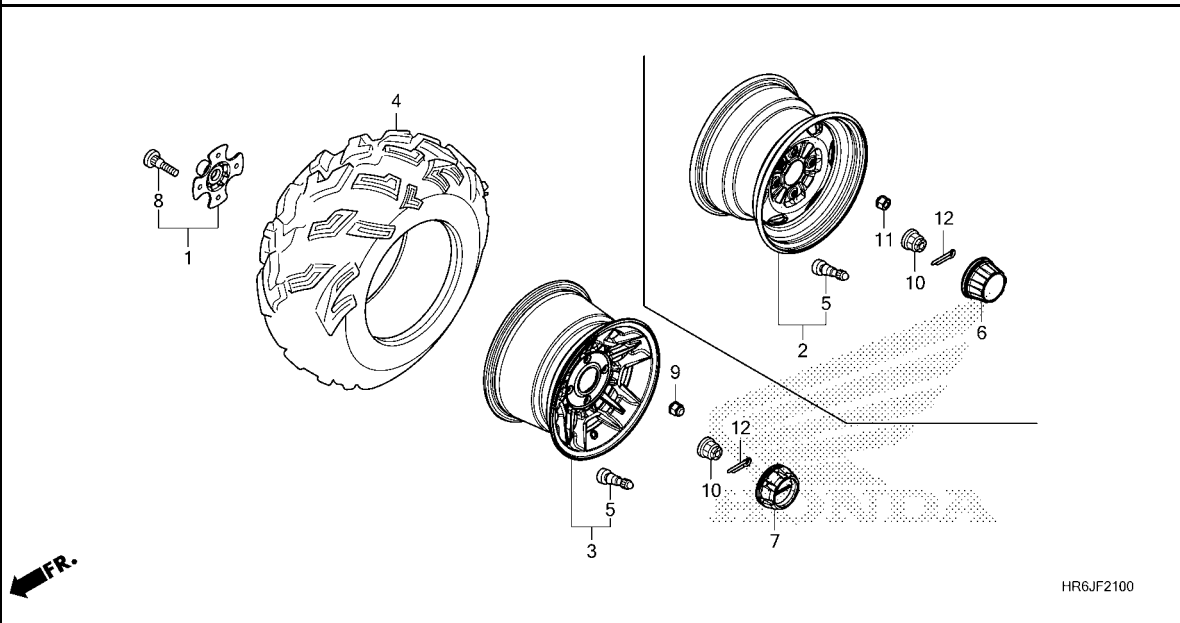
Ref. No.	L.O.N.	(Relative ref. Number) Description	F.R.T.
2	7101F0	HUB, FRONT WHEEL :LEFT .....	0.5
	7101F1	HUB, FRONT WHEEL :RIGHT .....	0.5
	7101J3	HUB, FRONT WHEEL :BOTH .....	0.9
4		(3)	
	7101B9	FRONT WHEEL :ONE .....	0.8
	7101C0	FRONT WHEEL :TWO .....	1.5
5	710139	FRONT TIRE(ONE) .....	0.8
	7101A8	FRONT TIRE(TWO) .....	1.5
8	7111D7	DISC, FRONT BRAKE :LEFT .....	0.5
	7111D8	DISC, FRONT BRAKE :RIGHT .....	0.5
	7111D9	DISC, FRONT BRAKE :BOTH .....	0.9

Ref. No.	Part No.	Description	Reqd. QTY						Serial No.	Parts catalogue code
			TRX520							
			FA6		FA7					
			L	M	N	L	M	N		
1	42753-HF1-670	VALVE, RIM(TR412) .....	2	2	2	2	2	2		
2	44615-HR3-A20	HUB SUB ASSY., FR. ....	2	2	2	2	2	2		
3	44650-HR5-A20ZA	WHEEL SUB ASSY., FR. *TYPE2* .....	2	2	2	-	-	-		
4	44650-HR6-A60	WHEEL SUB ASSY., FR. ....	-	-	-	2	2	2		
5	44711-HR6-A61	TIRE(CST)(25X8-12) .....	2	-	-	2	-	-		
	44711-HR6-BB1	.....	-	2	-	-	2	-		
	44711-HR4-AJ1	TIRE(MAXXIS)(25X8-12) .....	-	-	2	-	-	2		
6	44732-HC4-010	CAP, WHEEL CENTER .....	2	2	2	-	-	-		
7	44732-HR6-A60	CAP, WHEEL CENTER .....	-	-	-	2	2	2		
8	45251-HR6-A62	DISK, FR. BRAKE(LONGZHONG) .....	2	2	2	2	2	2		
9	90103-HN8-300	BOLT, WHEEL, 10X36 .....	8	8	8	8	8	8		
10	90105-KR3-000	BOLT, FR. DISK, 8X24 .....	8	8	8	8	8	8		
11	90301-HR6-A61	NUT, WHEEL(FUSE RASHI) .....	-	-	-	8	8	8		
12	90304-HM7-A10	NUT, AXLE, 20MM .....	2	2	2	2	2	2		
13	90314-HM5-A10	NUT, WHEEL .....	8	8	8	-	-	-		
14	94201-40400	PIN, SPLIT, 4.0X40 .....	2	2	2	2	2	2		



# F-21

# REAR WHEEL



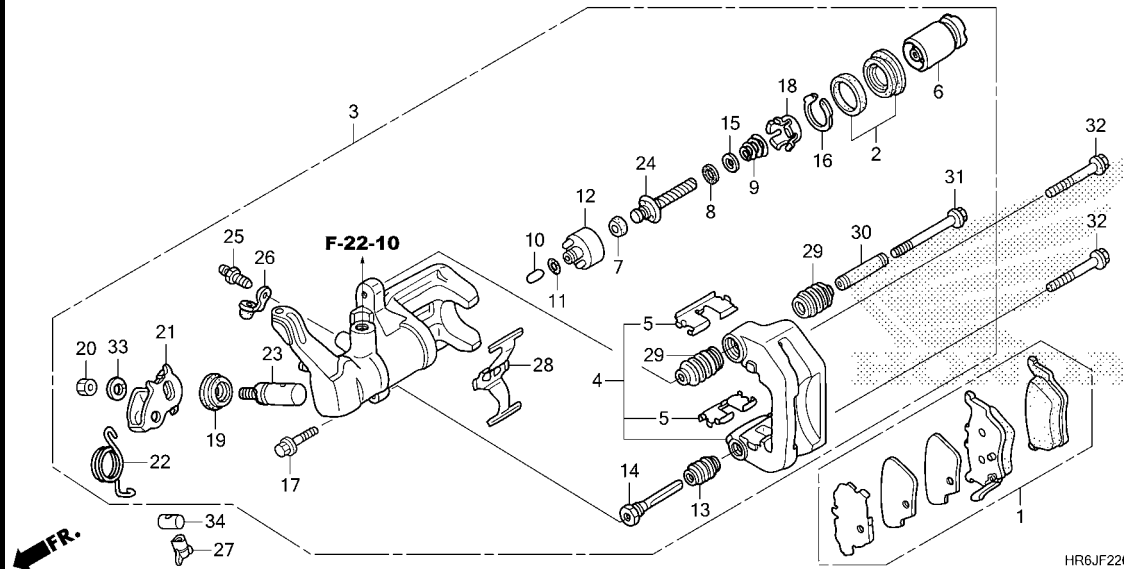
Ref. No.	L.O.N.	(Relative ref. Number) Description	F.R.T.
1	7101B4	HUB, REAR WHEEL :LEFT .....	0.3
	7101B5	HUB, REAR WHEEL :RIGHT .....	0.3
	7101G0	HUB, REAR WHEEL :BOTH .....	0.5
3	(2)		
	7101C1	REAR WHEEL :ONE .....	0.8
	7101C2	REAR WHEEL :TWO .....	1.5
4	710142	REAR TIRE(ONE) .....	0.8
	7101A9	REAR TIRE(TWO) .....	1.5

Ref. No.	Part No.	Description	Reqd. QTY						Serial No.	Parts catalogue code	
			TRX520								
			L	FA6 M	N	L	FA7 M	N			
1	42610-HP7-A00	HUB COMP., RR. WHEEL .....	2	2	2	2	2	2			
2	42650-HR5-A20ZA	WHEEL SUB ASSY., RR.									
		*TYPE2* .....	2	2	-	-	-	-			
	42650-HN8-J40ZA	*TYPE2* .....	-	-	2	-	-	-			
3	42650-HR6-A60	WHEEL SUB ASSY., RR. ....	-	-	-	2	2	2			
4	42711-HR6-A61	TIRE(CST)(25X10-12) .....	2	-	-	2	-	-			
	42711-HR6-BB1	.....	-	2	-	-	2	-			
	42711-HR4-AJ1	TIRE(MAXXIS)(25X10-12) .....	-	-	2	-	-	2			
5	42753-HF1-670	VALVE, RIM(TR412) .....	2	2	2	2	2	2			
6	44732-HC4-010	CAP, WHEEL CENTER .....	2	2	2	-	-	-			
7	44732-HR6-A60	CAP, WHEEL CENTER .....	-	-	-	2	2	2			
8	90103-HN0-A60	BOLT, WHEEL, 10X32 .....	8	8	8	8	8	8			
9	90301-HR6-A61	NUT, WHEEL(FUSE RASHI) .....	-	-	-	8	8	8			
10	90304-HM7-A10	NUT, AXLE, 20MM .....	2	2	2	2	2	2			
11	90314-HM5-A10	NUT, WHEEL .....	8	8	8	-	-	-			
12	94201-40400	PIN, SPLIT, 4.0X40 .....	2	2	2	2	2	2			



# F-22

# REAR BRAKE CALIPER



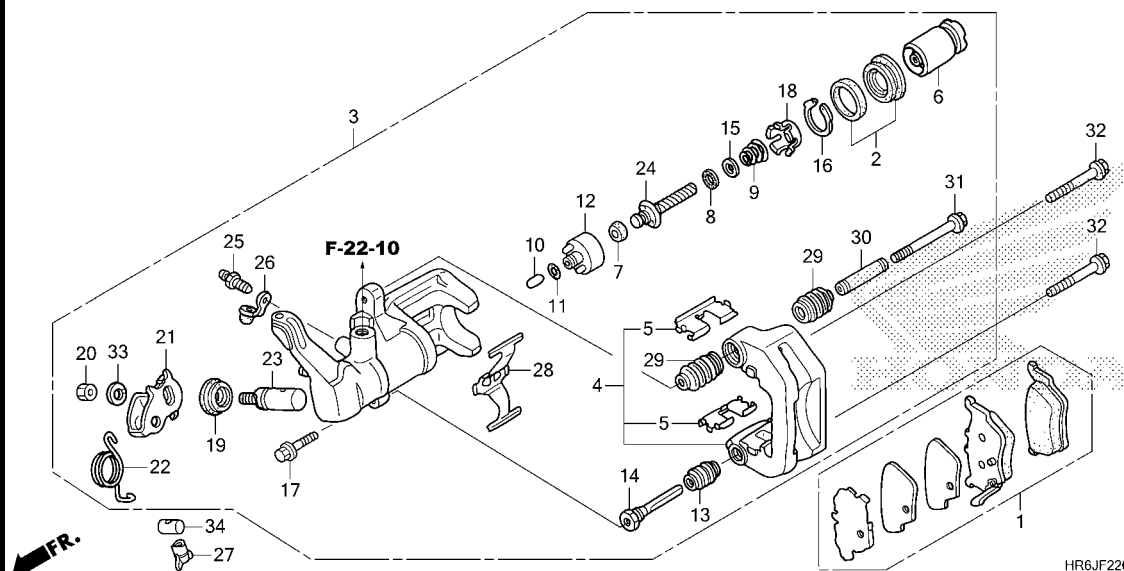
Ref. No.	L.O.N.	(Relative ref. Number) Description	F.R.T.
1	711140	SHOE(PAD) SET, BRAKE :REAR ...	0.4
3	711155	CALIPER, REAR BRAKE ..... .INCLUDES: Bleed brakes	0.7
4	7111C1	BRACKET, REAR CALIPER ..... (2)	0.5
6	7111D5	PISTON, REAR BRAKE CALIPER ... .INCLUDES: Bleed brakes (7,8,9,11,15,24)	0.9
12	7111H0	PISTON, REAR BRAKE SLEEVE .... .INCLUDES: Bleed brakes (22)	1.1
21	7111G9	ARM, REAR BRAKE LOCK ..... .INCLUDES: Bleed brakes	0.8

Ref. No.	Part No.	Description	Reqd. QTY						Serial No.	Parts catalogue code
			TRX520							
			FA6		FA7					
			L	M	N	L	M	N		
1	06435-HN8-016	PAD SET, RR.....	1	1	1	1	1	1		
2	06451-HN8-006	SEAL SET, PISTON.....	1	1	1	1	1	1		
3	43150-HN8-006	CALIPER SUB ASSY., RR.(NISSIN)	1	1	-	1	1	-		
	43150-HL3-A01	.....	-	-	1	-	-	1		
4	43210-HN8-006	BRACKET, RR.....	1	1	1	1	1	1		
5	43211-HN8-006	RETAINER, BRACKET.....	2	2	2	2	2	2		
6	43215-SH3-931	PISTON ASSY.....	1	1	1	1	1	1		
7	43218-T5B-003	CUP.....	1	1	1	1	1	1		
8	43223-SD2-932	BEARING A.....	1	1	1	1	1	1		
9	43224-SD2-931	SPRING B, ADJUSTING.....	1	1	1	1	1	1		
10	43229-SD2-931	ROD.....	1	1	1	1	1	1		
11	43232-TA0-A01	O-RING(NISSIN).....	1	1	1	1	1	1		
	43232-SD2-931	O-RING.....	-	-	1	-	-	1		
12	43233-TR0-A01	PISTON COMP., SLEEVE.....	1	1	1	1	1	1		
13	43234-S04-003	COVER, DUST.....	1	1	1	1	1	1		
14	43235-S84-A51	PIN A.....	1	1	1	1	1	1		
15	43236-S04-003	SPACER.....	1	1	1	1	1	1		
16	43238-SD2-931	RING, RETAINING.....	1	1	1	1	1	1		
17	43240-S6M-J51	BOLT, FLANGE, 8X26.....	1	1	1	1	1	1		
18	43241-SD2-931	GUIDE, SPRING.....	1	1	1	1	1	1		
19	43242-SD2-933	COVER, SHAFT.....	1	1	1	1	1	1		
20	43243-HN8-006	NUT, 10MM.....	1	1	-	1	1	-		
	43243-SD2-931	NUT, PARKING.....	-	-	1	-	-	1		
21	43245-HN8-006	LEVER, BRAKE LOCK.....	1	1	1	1	1	1		
22	43246-HN8-006	SPRING, ARM RETURN.....	1	1	1	1	1	1		



# F-22

# REAR BRAKE CALIPER

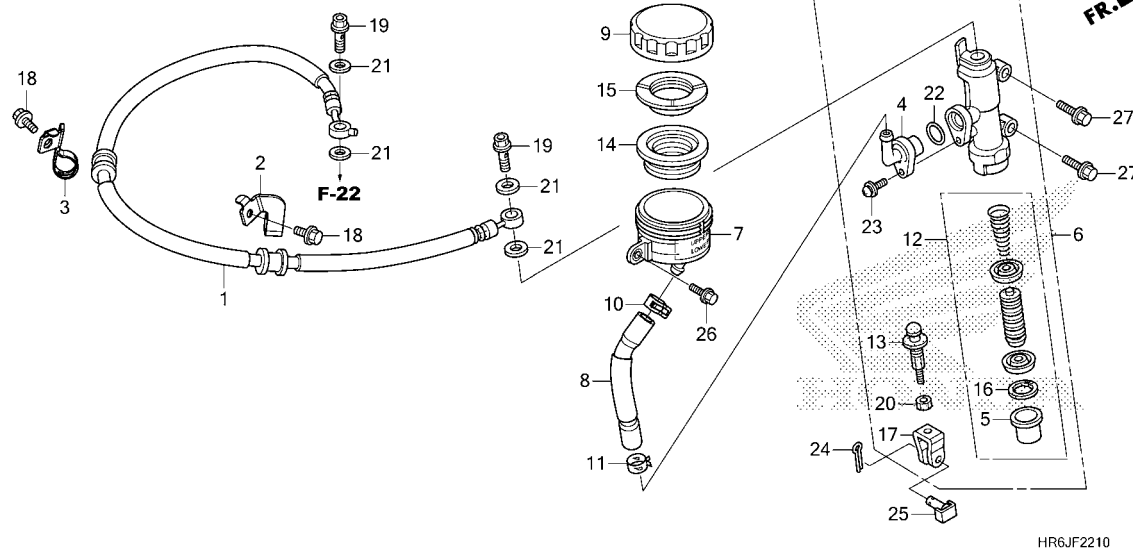


Ref. No.	Part No.	Description	Reqd. QTY						Serial No.	Parts catalogue code
			TRX520							
			L	FA6 M	N	L	FA7 M	N		
23	43248-SD2-933	SHAFT B.....	1	1	1	1	1	1		
24	43249-S04-003	BOLT, ADJUSTER.....	1	1	1	1	1	1		
25	43352-HC5-971	SCREW, BLEEDER(NISSIN).....	1	1	-	1	1	-		
	43352-568-003	.....	-	-	1	-	-	1		
26	43353-461-771	CAP, BLEEDER.....	1	1	1	1	1	1		
27	43459-HB2-000	NUT, BRAKE ADJUSTING.....	1	1	1	1	1	1		
28	45108-HN8-006	SPRING, PAD.....	1	1	1	1	1	1		
29	45233-S3Y-003	BOOT, SLEEVE.....	2	2	2	2	2	2		
30	45235-S3Y-003	SLEEVE.....	1	1	1	1	1	1		
31	45241-S3Y-003	BOLT, FLANGE, 8X74.....	1	1	1	1	1	1		
32	90131-MS6-900	BOLT, FLANGE, 8X40.....	2	2	2	2	2	2		
33	94111-10800	WASHER, SPRING, 10MM.....	1	1	1	1	1	1		
34	95015-32001	JOINT B, BRAKE ARM.....	1	1	1	1	1	1		

3

# F-22-10

# REAR BRAKE MASTER CYLINDER



Ref. No.	L.O.N.	(Relative ref. Number) Description	F.R.T.
1	712130	HOSE, REAR BRAKE ..... .INCLUDES: Bleed brakes	0.4
6	712125	CYLINDER, REAR BRAKE MASTER .. .INCLUDES: Bleed brakes	0.7
7	7121F6	CUP, REAR MASTER CYLINDER OIL .INCLUDES: Bleed brakes	0.2
8	7121C2	HOSE, REAR MASTER CYLINDER OIL CUP .....	0.2
12	7121H0	PISTON SET, REAR BRAKE MASTER .INCLUDES: Bleed brakes	0.8
14	7121G7	DIAPHRAGM, REAR BRAKE MASTER CYLINDER .....	0.1

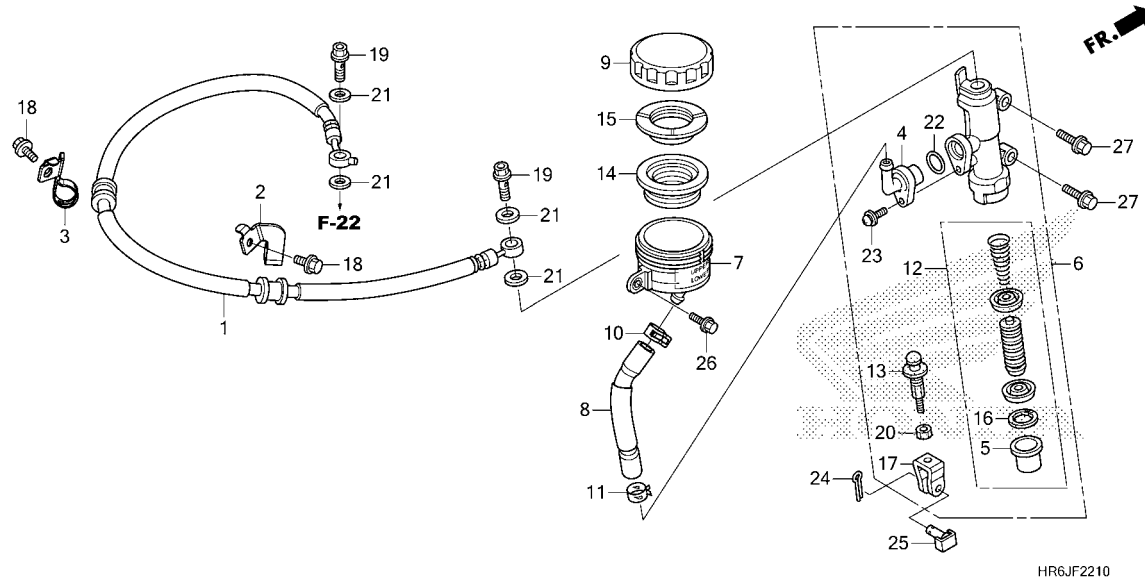
Ref. No.	Part No.	Description	Reqd. QTY						Serial No.	Parts catalogue code
			TRX520							
			FA6		FA7					
			L	M	N	L	M	N		
1	43310-HR6-A61	HOSE COMP., RR. BRAKE .....	1	1	1	1	1	1		
2	43462-HR6-A60	CLAMP, R. BRAKE HOSE .....	1	1	1	1	1	1		
3	43464-HR6-A60	CLAMP, L. BRAKE HOSE .....	1	1	1	1	1	1		
4	43503-MB2-006	CONNECTOR, MASTER CYLINDER ..	1	1	1	1	1	1		
5	43504-MB2-006	BOOT COMP. ....	1	1	1	1	1	1		
6	43510-HN8-016	CYLINDER SUB ASSY., RR. BRAKE MASTER(NISSIN)	1	1	1	1	1	1		
7	43511-HR6-B01	CUP COMP., OIL .....	1	1	1	1	1	1		
8	43512-HR6-A61	HOSE COMP., RR. BRAKE MASTER CYLINDER	1	1	1	1	1	1		
9	43513-MY1-006	CAP, OIL CUP .....	1	1	1	1	1	1		
10	43514-KS6-701	CLAMP, MASTER CYLINDER OIL HOSE	1	1	1	1	1	1		
11	43514-MN9-006	CLAMP, MASTER CYLINDER OIL HOSE	1	1	1	1	1	1		
12	43520-MG9-315	PISTON SET, MASTER CYLINDER (NISSIN)	1	1	1	1	1	1		
13	43530-MM5-006	ROD COMP., PUSH .....	1	1	1	1	1	1		
14	45520-300-000	DIAPHRAGM .....	1	1	1	1	1	1		
15	45521-MJ6-006	PLATE, DIAPHRAGM .....	1	1	1	1	1	1		
16	46182-MEL-D21	CIRCLIP .....	1	1	1	1	1	1		
17	46504-HN8-006	JOINT, BRAKE ROD .....	1	1	1	1	1	1		
18	90103-MCS-G00	BOLT, FLANGE, 6X12 .....	2	2	2	2	2	2		
19	90145-MS9-612	BOLT, OIL, 10X22(SAGA) .....	2	2	2	2	2	2		
20	90315-MAT-006	NUT, SPECIAL, 8MM .....	1	1	1	1	1	1		





# F-22-10

# REAR BRAKE MASTER CYLINDER

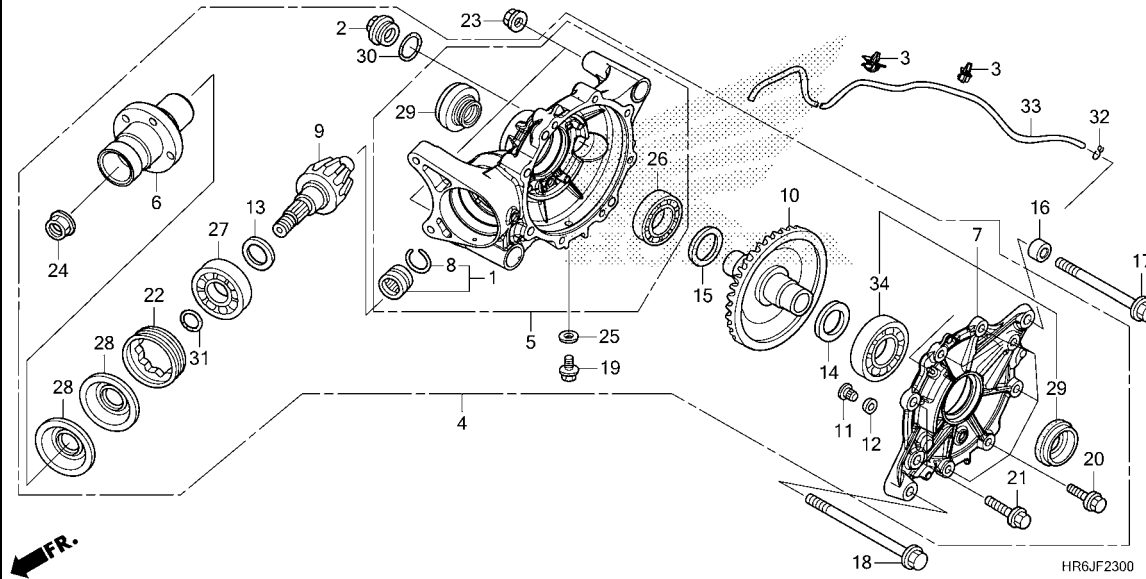


Ref. No.	Part No.	Description	Reqd. QTY						Serial No.	Parts catalogue code
			TRX520			FA7				
			L	FA6 M	N	L	FA7 M	N		
21	90545-300-000	WASHER, OIL BOLT.....	4	4	4	4	4	4		
22	91212-422-006	O-RING, 14.8X2.4.....	1	1	1	1	1	1		
23	93893-04012-17	SCREW-WASHER, 4X12.....	1	1	1	1	1	1		
24	94201-20220	PIN, SPLIT, 2.0X22.....	1	1	1	1	1	1		
25	95015-54000	PIN D, JOINT.....	1	1	1	1	1	1		
26	95701-06012-00	BOLT, FLANGE, 6X12.....	1	1	1	1	1	1		
27	95701-06020-00	BOLT, FLANGE, 6X20.....	2	2	2	2	2	2		

3

# F-23

# REAR FINAL GEAR



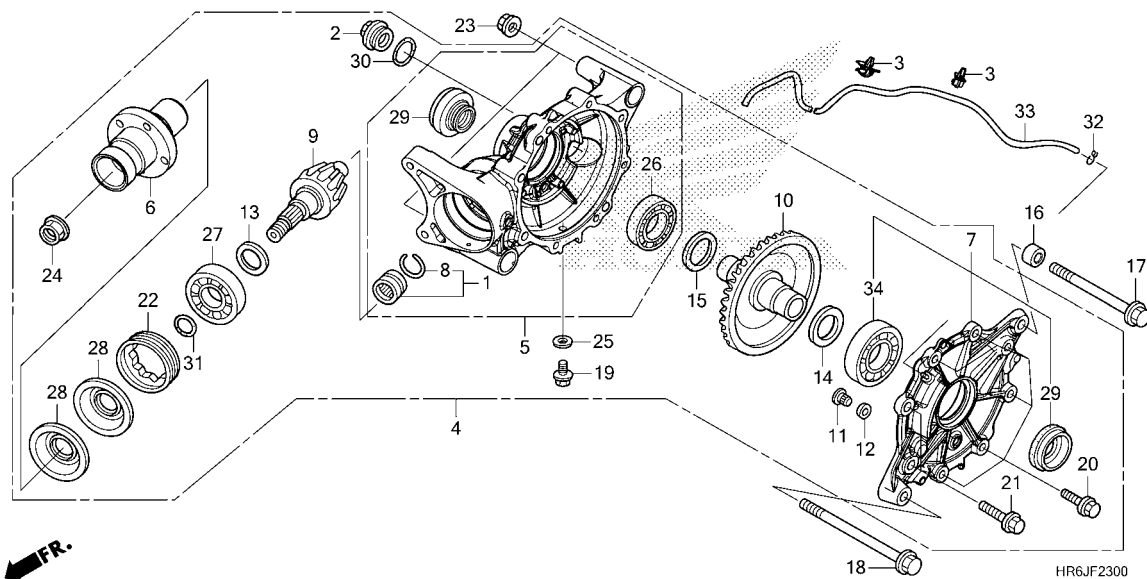
Ref. No.	L.O.N.	(Relative ref. Number) Description	F.R.T.
1	2131G8	BEARING, REAR PINION GEAR :REAR .....	3.4
4	2131B3	GEAR ASSY., FINAL DRIVEN :REAR	2.0
5	2131B6	CASE SET, FINAL GEAR :REAR ..	4.1
6	2131C1	JOINT, REAR PINION .....	2.2
7	2131B9	COVER SET, FINAL GEAR :REAR ..	3.1
9	2131C9	GEAR, PINION :REAR .....	2.8
10	2131D1	GEAR, RING :REAR .....	3.1
13	2131C4	SHIM, PINION GEAR :REAR .....	2.8
15	2131C5	SHIM, RING GEAR .....	3.1
		.NOTE: Same time for two units	
26	2131E9	BEARING, REAR RING GEAR :RIGHT	3.3
27	2131A1	BEARING, REAR PINION GEAR :FRONT .....	2.8
28	2131G7	OIL SEAL, PINION GEAR :REAR ..	2.3
		.NOTE: Same time for two units	
29	2131F6	OIL SEAL, REAR FINAL GEAR :LEFT .....	2.1
	2131F7	OIL SEAL, REAR FINAL GEAR :RIGHT .....	2.1
	2131F8	OIL SEAL, REAR FINAL GEAR :BOTH .....	2.2
34	2131E8	BEARING, REAR RING GEAR :LEFT	3.3
	2131F2	BEARING, REAR RING GEAR :BOTH	3.4

Ref. No.	Part No.	Description	Reqd. QTY						Serial No.	Parts catalogue code
			TRX520							
			FA6		FA7					
			L	M	N	L	M	N		
1	06910-HR6-B00	BEARING SET, NEEDLE .....	1	1	1	1	1	1		
2	12361-035-000	CAP, TAPPET ADJUSTING HOLE ...	1	1	1	1	1	1		
3	32171-GJ1-003	CLIP, WIRE HARNESS .....	2	2	2	2	2	2		
4	41300-HR6-B00	GEAR ASSY., RR. FINAL .....	1	1	1	1	1	1		
5	41311-HR6-B00	CASE SUB ASSY., RR. FINAL GEAR	1	1	1	1	1	1		
6	41315-HL3-A00	JOINT, RR. PINION .....	1	1	1	1	1	1		
7	41331-HR6-A60	COVER SUB ASSY., RR. FINAL GEAR	1	1	1	1	1	1		
8	41405-HA7-670	RING, STOPPER .....	1	1	1	1	1	1		
9	41421-HR6-A60	GEAR, RR. PINION(13T) .....	1	1	1	1	1	1		
10	41431-HR6-A60	GEAR, RR. RING(41T) .....	1	1	1	1	1	1		
11	41436-MB0-310	PIN, RING GEAR STOPPER .....	1	1	1	1	1	1		
12	41437-MB0-310	SHIM A, STOPPER PIN(0.10) ....	N	N	N	N	N	N		
	41438-MB0-310	SHIM B, STOPPER PIN(0.15) ....	N	N	N	N	N	N		
13	41450-MG9-000	SHIM A, PINION GEAR(1.32) ....	1	1	1	1	1	1		
	41451-MG9-000	SHIM B, PINION GEAR(1.38) ....	1	1	1	1	1	1		
	41452-MG9-000	SHIM C, PINION GEAR(1.44) ....	1	1	1	1	1	1		
	41453-MG9-000	SHIM D, PINION GEAR(1.50) ....	1	1	1	1	1	1		
	41454-MG9-000	SHIM E, PINION GEAR(1.56) ....	1	1	1	1	1	1		
	41455-MG9-000	SHIM F, PINION GEAR(1.62) ....	1	1	1	1	1	1		
	41456-MG9-000	SHIM G, PINION GEAR(1.68) ....	1	1	1	1	1	1		
14	41540-HA0-000	SPACER A, RING GEAR(1.82) ....	1	1	1	1	1	1		
	41541-HA0-000	SPACER B, RING GEAR(1.88) ....	1	1	1	1	1	1		
	41542-HA0-000	SPACER C, RING GEAR(1.94) ....	1	1	1	1	1	1		
	41543-HA0-000	SPACER D, RING GEAR(2.00) ....	1	1	1	1	1	1		
	41544-HA0-000	SPACER E, RING GEAR(2.06) ....	1	1	1	1	1	1		
	41545-HA0-000	SPACER F, RING GEAR(2.12) ....	1	1	1	1	1	1		



# F-23

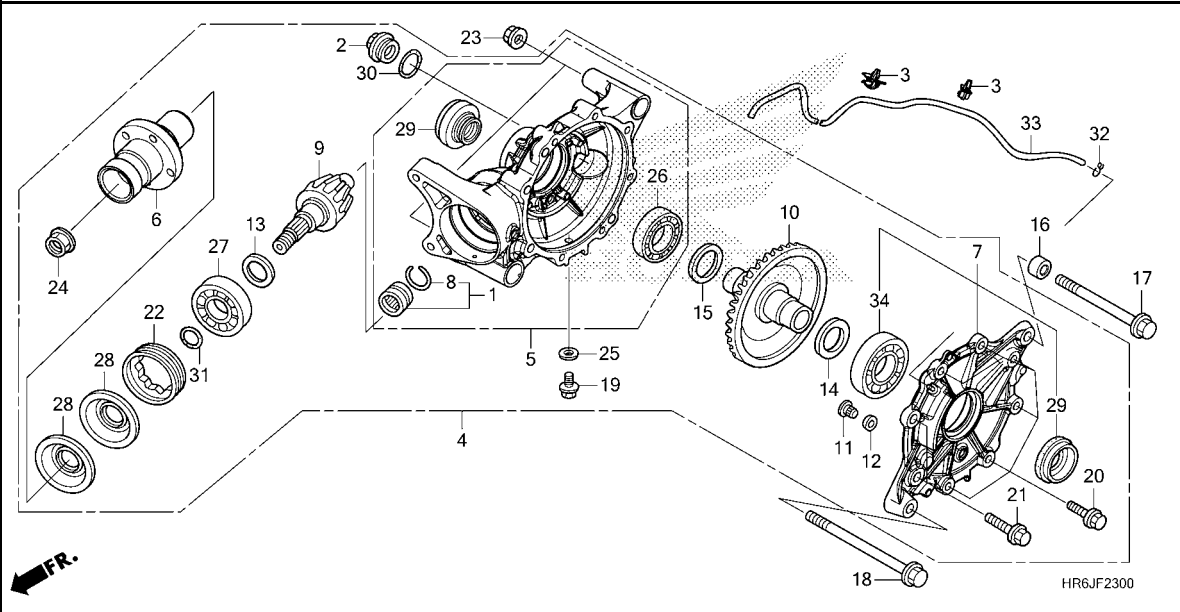
# REAR FINAL GEAR



Ref. No.	Part No.	Description	Reqd. QTY						Serial No.	Parts catalogue code
			TRX520			FA7				
			L	FA6 M	N	L	M	N		
14)	41546-HA0-000	SPACER G, RING GEAR(2.18).....	1	1	1	1	1	1		
	41547-HA0-000	SPACER H, RING GEAR(2.24).....	1	1	1	1	1	1		
	41548-HA0-000	SPACER I, RING GEAR(2.30).....	1	1	1	1	1	1		
15	41631-HP5-600	SHIM A, RING GEAR(0.50).....	1	1	1	1	1	1		
	41632-HP5-600	SHIM B, RING GEAR(0.55).....	1	1	1	1	1	1		
	41633-HP5-600	SHIM C, RING GEAR(0.60).....	1	1	1	1	1	1		
	41634-HP5-600	SHIM D, RING GEAR(0.65).....	1	1	1	1	1	1		
	41635-HP5-600	SHIM E, RING GEAR(0.70).....	1	1	1	1	1	1		
	41636-HP5-600	SHIM F, RING GEAR(0.75).....	1	1	1	1	1	1		
	41637-HP5-600	SHIM G, RING GEAR(0.80).....	1	1	1	1	1	1		
	41638-HP5-600	SHIM H, RING GEAR(0.85).....	1	1	1	1	1	1		
	41639-HP5-600	SHIM I, RING GEAR(0.90).....	1	1	1	1	1	1		
	41640-HP5-600	SHIM J, RING GEAR(0.95).....	1	1	1	1	1	1		
	41641-HP5-600	SHIM K, RING GEAR(1.00).....	1	1	1	1	1	1		
	41642-HP5-600	SHIM L, RING GEAR(1.05).....	1	1	1	1	1	1		
	41643-HP5-600	SHIM M, RING GEAR(1.10).....	1	1	1	1	1	1		
	41644-HP5-600	SHIM N, RING GEAR(1.15).....	1	1	1	1	1	1		
	41645-HP5-600	SHIM O, RING GEAR(1.20).....	1	1	1	1	1	1		
	41646-HP5-600	SHIM P, RING GEAR(1.25).....	1	1	1	1	1	1		
	41647-HP5-600	SHIM Q, RING GEAR(1.30).....	1	1	1	1	1	1		
	41648-HP5-600	SHIM R, RING GEAR(1.35).....	1	1	1	1	1	1		
	41649-HP5-600	SHIM S, RING GEAR(1.40).....	1	1	1	1	1	1		
	41650-HP5-600	SHIM T, RING GEAR(1.45).....	1	1	1	1	1	1		
	41651-HP5-600	SHIM U, RING GEAR(1.50).....	1	1	1	1	1	1		
	41652-HP5-600	SHIM V, RING GEAR(1.55).....	1	1	1	1	1	1		
	41653-HP5-600	SHIM W, RING GEAR(1.60).....	1	1	1	1	1	1		
16	50304-KS3-900	COLLAR, FR. ENGINE HANGER.....	1	1	1	1	1	1		
17	90101-HR6-B00	BOLT, FLANGE, 10X122.....	1	1	1	1	1	1		

# F-23

# REAR FINAL GEAR

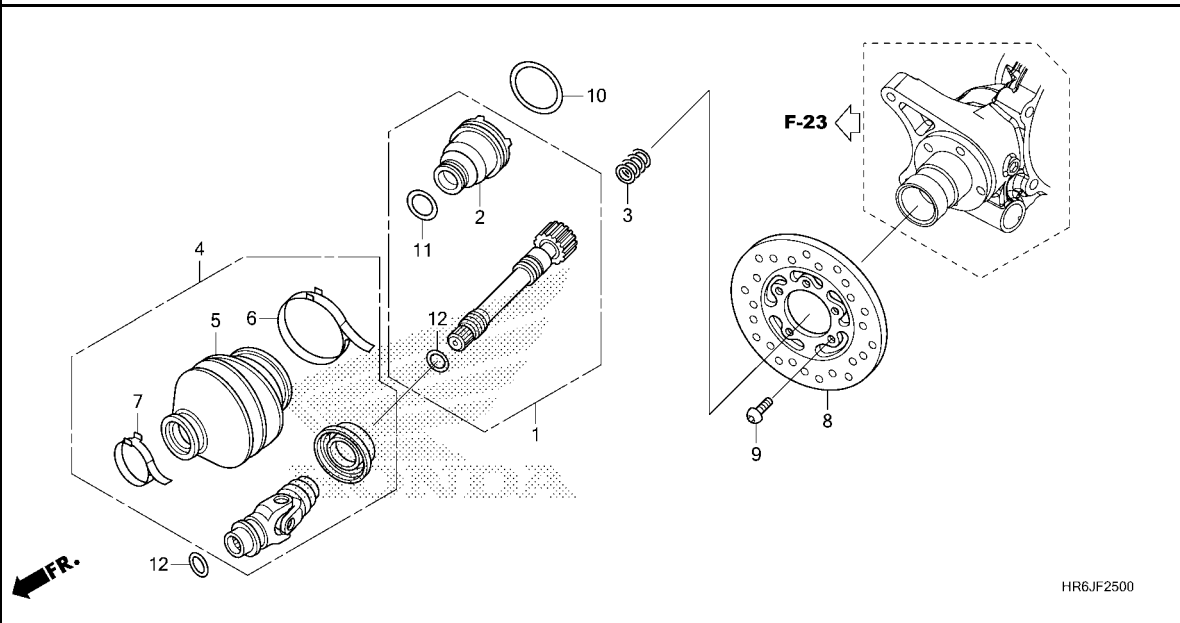


Ref. No.	Part No.	Description	Reqd. QTY						Serial No.	Parts catalogue code
			TRX520			FA7				
			L	FA6 M	N	L	FA7 M	N		
18	90103-MY1-000	BOLT, FLANGE, 10X153 .....	1	1	1	1	1	1		
19	90109-371-000	BOLT, SEALING, 8MM .....	1	1	1	1	1	1		
20	90133-HP5-600	BOLT, FLANGE, 8X27 .....	6	6	6	6	6	6		
21	90134-HP5-600	BOLT, FLANGE, 10X35 .....	2	2	2	2	2	2		
22	90242-HL1-A00	NUT, LOCK, 72MM .....	1	1	1	1	1	1		
23	90305-HC0-770	NUT, SELF-LOCK, 10MM .....	2	2	2	2	2	2		
24	90381-MT3-000	NUT, HEX., 16MM .....	1	1	1	1	1	1		
25	90471-580-000	PACKING, 8MM .....	1	1	1	1	1	1		
26	91062-HA7-672	BEARING, RADIAL BALL, 32X58X13(KOYO)	1	1	1	1	1	1		
27	91064-HL4-A01	BEARING, RADIAL BALL, 63/28 ..	1	1	1	1	1	1		
28	91251-HL3-A01	OIL SEAL, 36X75X8 .....	2	2	2	2	2	2		
29	91251-HR6-A61	OIL SEAL, 30X57X7 .....	2	2	2	2	2	2		
30	91302-001-020	O-RING, 30.8MM .....	1	1	1	1	1	1		
31	91355-759-003	O-RING, 21.8X2.4 .....	1	1	1	1	1	1		
32	95002-02650	CLIP, TUBE(B6.5) .....	1	1	1	1	1	1		
33	95005-35845-30	TUBE, 3.5X845(95005-35001-30M)	1	1	1	1	1	1		
34	96100-62073-00	BEARING, RADIAL BALL, 6207 ..	1	1	1	1	1	1		



# F-25

# PROPELLER SHAFT



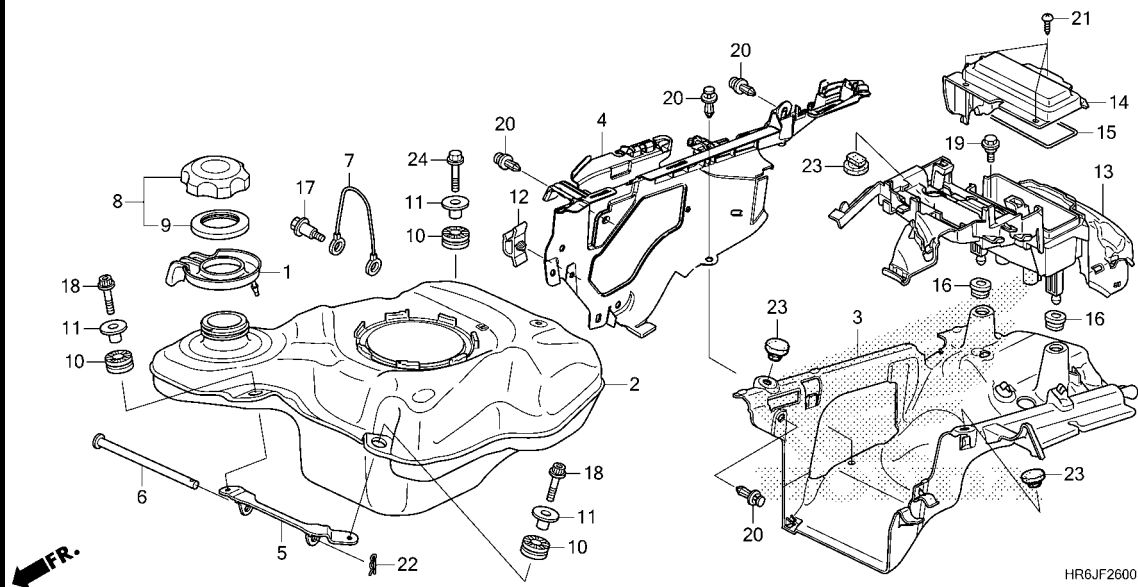
Ref. No.	L.O.N.	(Relative ref. Number) Description	F.R.T.
1	2131A6	SHAFT, PROPELLER :REAR .....	1.6
2	2131E7	BOOT, REAR PROPELLER SHAFT JOINT .....	1.7
4	2131H8	JOINT ASSY., YOKE .....	1.6
5	2131H9	BOOT, YOKE JOINT .....	1.7
8	711145	DISC, REAR BRAKE .....	1.9



Ref. No.	Part No.	Description	Reqd. QTY						Serial No.	Parts catalogue code
			TRX520							
			L	FA6 M	N	L	FA7 M	N		
1	40200-HR6-A60	SHAFT ASSY., RR. PROPELLER...	1	1	1	1	1	1		
2	40203-HP7-A00	BOOT, PROPELLER SHAFT COVER..	1	1	1	1	1	1		
3	40215-HN0-671	SPRING, PROPELLER SHAFT .....	1	1	1	1	1	1		
4	40300-HR3-A20	JOINT ASSY., YOKE .....	1	1	1	1	1	1		
5	40321-HR0-F00	BOOT, YOKE JOINT .....	1	1	1	1	1	1		
6	40322-HN8-000	BAND A, YOKE JOINT BOOT .....	1	1	1	1	1	1		
7	40323-HN8-000	BAND B, YOKE JOINT BOOT .....	1	1	1	1	1	1		
8	43251-HN8-B01	DISK, RR. BRAKE .....	1	1	-	1	1	-		
	43251-HR6-MF1	.....	-	-	1	-	-	-		
9	90105-HN8-000	BOLT, DISK, 6X17 .....	5	5	5	5	5	5		
10	91301-HM7-A00	BAND, BOOT(D32) .....	1	1	1	1	1	1		
11	91303-HM7-A00	BAND, BOOT(D20) .....	1	1	1	1	1	1		
12	91355-759-003	O-RING, 21.8X2.4 .....	2	2	2	2	2	2		

# F-26

# FUEL TANK



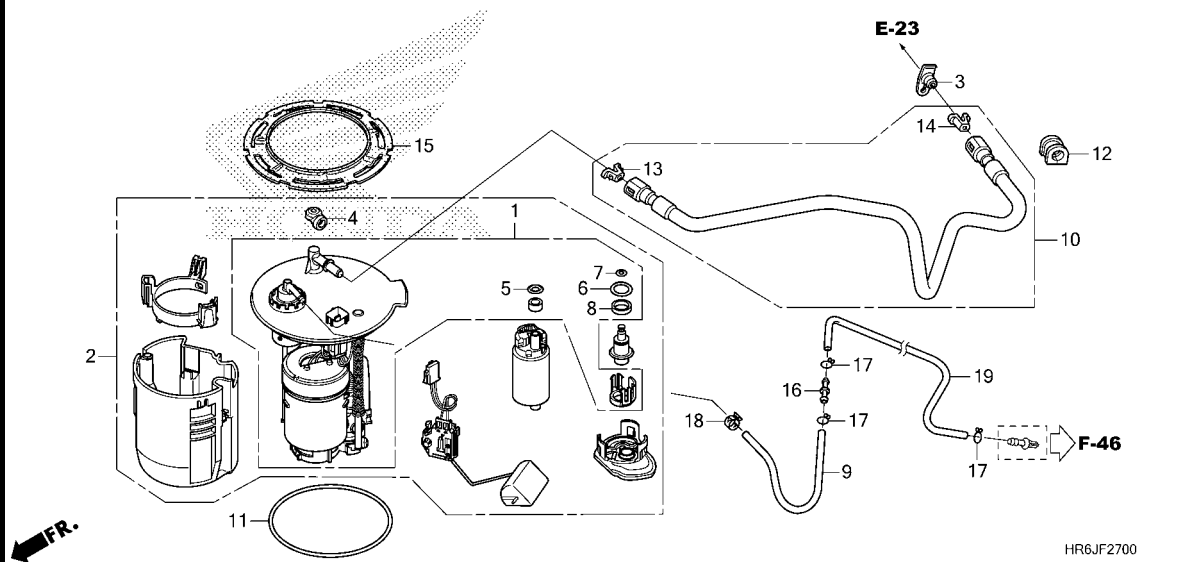
Ref. No.	L.O.N.	(Relative ref. Number) Description	F.R.T.
2	310100	TANK, FUEL .....	1.0
3	3101A8	PROTECTOR, TANK UNDER HEAT ...	0.9
4	3101G8	PROTECTOR, TANK UNDER HEAT :RIGHT .....	0.9
13	6181A3	STAY, ENGINE CONTROL MODULE ..	0.3

Ref. No.	Part No.	Description	Reqd. QTY						Serial No.	Parts catalogue code
			TRX520			FA7				
			L	FA6 M	N	L	M	N		
1	17507-HR3-A20	TRAY, FUEL TANK.....	1	1	1	1	1	1		
2	17510-HR3-A21	TANK COMP., FUEL.....	1	1	1	1	1	1		
3	17515-HR3-A21	PROTECTOR, TANK UNDER HEAT(A)	1	1	1	1	1	1		
4	17516-HR3-A21	PROTECTOR, TANK UNDER HEAT(B)	1	1	1	1	1	1		
5	17517-HR3-A20	STAY COMP., FUEL TANK.....	1	1	1	1	1	1		
6	17518-HR3-A20	PIN, FUEL TANK JOINT.....	1	1	1	1	1	1		
7	17575-KPC-D50	CABLE, FUEL TANK STOPPER.....	1	1	1	1	1	1		
8	17620-HR3-A20	CAP ASSY., FUEL TANK.....	1	1	1	1	1	1		
9	17624-HF7-000	PACKING, FUEL CAP.....	1	1	1	1	1	1		
10	18334-KA3-830	RUBBER, SILENCER.....	3	3	3	3	3	3		
11	19052-MGH-640	COLLAR, RADIATOR MOUNTING .....	3	3	-	3	3	-		
	19052-HR6-MF0	.....	-	-	3	-	-	3		
12	32171-GJ1-003	CLIP, WIRE HARNESS .....	1	1	1	1	1	1		
13	35600-HR3-A21	STAY, ECU.....	1	1	1	1	1	1		
14	35610-HR3-A20	LID, RELAY BOX.....	1	1	1	1	1	1		
15	35611-HR3-A20	SEAL, RELAY BOX.....	1	1	1	1	1	1		
16	83551-MA6-000	GROMMET, SIDE COVER.....	2	2	2	2	2	2		
17	90051-PNA-000	BOLT, SPECIAL, 6X28.....	1	1	1	1	1	1		
18	90101-PPD-000	BOLT, TORX, 6X25.....	2	2	2	2	2	2		
19	90111-162-000	BOLT, FLANGE, 6MM.....	1	1	1	1	1	1		
20	90653-HC4-900	CLIP, MUDGUARD.....	4	4	4	4	4	4		
21	93903-25110	SCREW, TAPPING, 5X10.....	3	3	3	3	3	3		
22	94251-08000	PIN, LOCK, 8MM.....	1	1	1	1	1	1		
23	95011-63000	RUBBER C, STAND STOPPER.....	3	3	3	3	3	3		
24	95701-06030-00	BOLT, FLANGE, 6X30.....	1	1	1	1	1	1		



# F-27

# FUEL PUMP



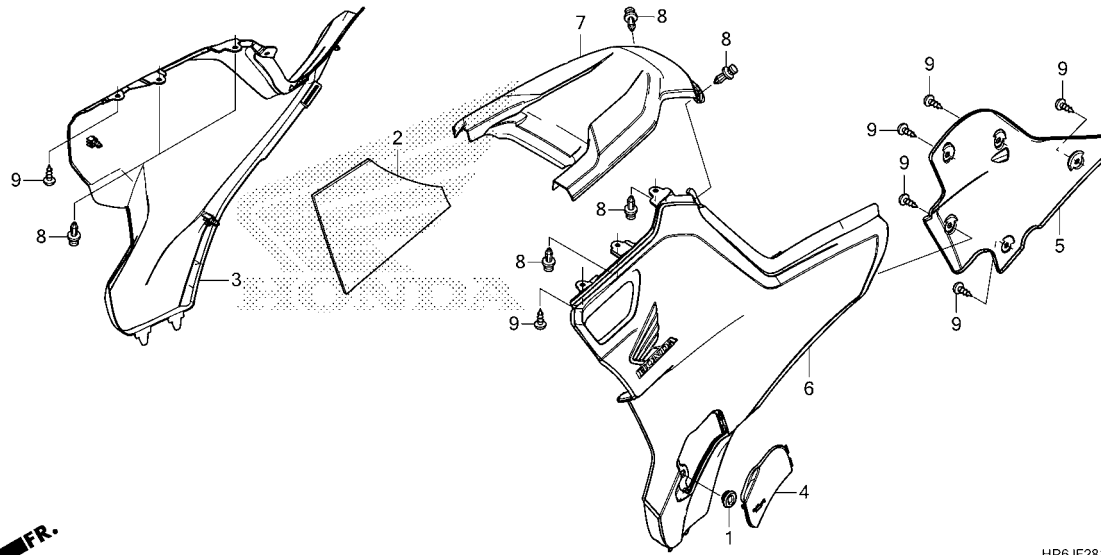
Ref. No.	L.O.N.	(Relative ref. Number) Description	F.R.T.
1	310160	STRAINER, FUEL .....	1.1
2	310120	(11) PUMP ASSY., FUEL .....	0.7
10	310162	HOSE, FUEL FEED .....	0.5

Ref. No.	Part No.	Description	Reqd. QTY						Serial No.	Parts catalogue code
			TRX520							
			FA6		FA7					
			L	M	N	L	M	N		
1	16010-HR3-A21	STRAINER SET, FUEL .....	1	1	1	1	1	1		
2	16700-HR3-A21	PUMP ASSY., FUEL .....	1	1	1	1	1	1		
3	16718-HR0-F00	DAMPER, CONNECTOR .....	1	1	1	1	1	1		
4	16719-HW1-670	DAMPER, CONNECTOR .....	1	1	1	1	1	1		
5	17041-S5A-930	O-RING .....	1	1	1	1	1	1		
6	17047-SAA-003	O-RING .....	1	1	1	1	1	1		
7	17048-SAA-003	O-RING .....	1	1	1	1	1	1		
8	17049-SAA-003	RING, BACK UP .....	1	1	1	1	1	1		
9	17521-HR3-A20	TUBE, TANK BREATHER(A) .....	1	1	1	1	1	1		
10	17570-HR3-A21	HOSE COMP., FUEL FEED .....	1	1	1	1	1	1		
11	17574-HR3-A21	PACKING, FUEL PUMP .....	1	1	1	1	1	1		
12	17579-HP5-600	RUBBER, FUEL FEED HOSE .....	1	1	1	1	1	1		
13	17711-S0X-003	RETAINER(ORANGE)(TOKAI) .....	1	1	1	1	1	1		
14	17711-S0X-A31	RETAINER(GREEN)(TOKAI) .....	1	1	1	1	1	1		
15	17719-HR3-A21	RING, FUEL PUMP LOCKING .....	1	1	1	1	1	1		
16	38562-663-920	JOINT B, WASHER TUBE(MITSUBA) .....	1	1	1	1	1	1		
17	95002-02080	CLIP, TUBE(B8) .....	3	3	3	3	3	3		
18	95002-40850-08	CLAMP, TUBE(D8.5) .....	1	1	1	1	1	1		
19	95005-45750-20	TUBE, 4.5X750(95005-45001-20M) .....	1	1	1	1	1	1		



# F-28-10

# SIDE COVER/TANK COVER



Ref. No.	L.O.N.	(Relative ref. Number) Description	F.R.T.
3	4111H9	COVER, SIDE :RIGHT .....	0.2
6	(5)		
	4111H8	COVER, SIDE :LEFT .....	0.2
	4111J0	COVER, SIDE :BOTH .....	0.3
7	413121	COVER, FUEL TANK TOP .....	0.2

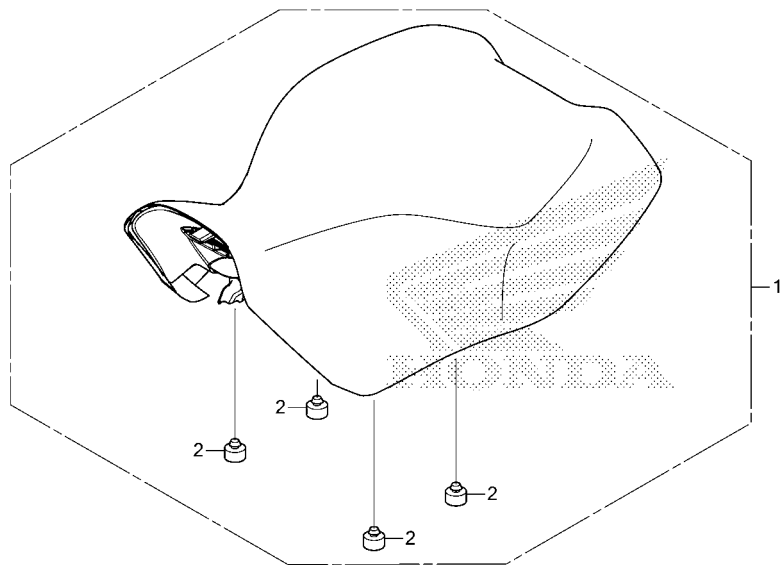
Ref. No.	Part No.	Description	Reqd. QTY						Serial No.	Parts catalogue code	
			TRX520								
			FA6		FA7						
			L	M	N	L	M	N			
1	83551-MA6-000	GROMMET, SIDE COVER.....	1	1	1	1	1	1			
2	83552-HR3-A20	MAT, R. SIDE COVER.....	1	1	1	1	1	1			
3	83555-HR6-B00ZA	COVER SET, R. SIDE(WL)									
		*TYPE2*.....	1	1	1	-	-	-	----- ED		
		*TYPE1*.....	1	1	1	-	-	-			
		*TYPE1*.....	-	-	-	1	1	1			
4	83653-HR6-660ZE	LID, OIL CHECK									
		*G152*.....ADVENTURE GREEN	1	1	1	-	-	-	----- ED		
		*R232*.....PATRIOT RED	1	1	1	-	-	-			
		*NHB76M*									
		MAT STEALTH GRAY METALLIC	-	-	-	1	1	1			
5	83654-HR6-A60	COVER, SIDE(INNER).....	1	1	1	1	1	1			
6	83655-HR6-B00ZA	COVER SET, L. SIDE(WL)									
		*TYPE2*.....	1	1	1	-	-	-	----- ED		
		*TYPE1*.....	1	1	1	-	-	-			
		*TYPE1*.....	-	-	-	1	1	1			
7	83700-HR6-A60ZA	COVER, TANK									
		*NH1*.....BLACK	1	1	1	1	1	1			
8	90653-HC4-900	CLIP, MUDGUARD.....	6	6	6	6	6	6			
9	93903-25110	SCREW, TAPPING, 5X10.....	7	7	7	7	7	7			





**F-29**

**SEAT**



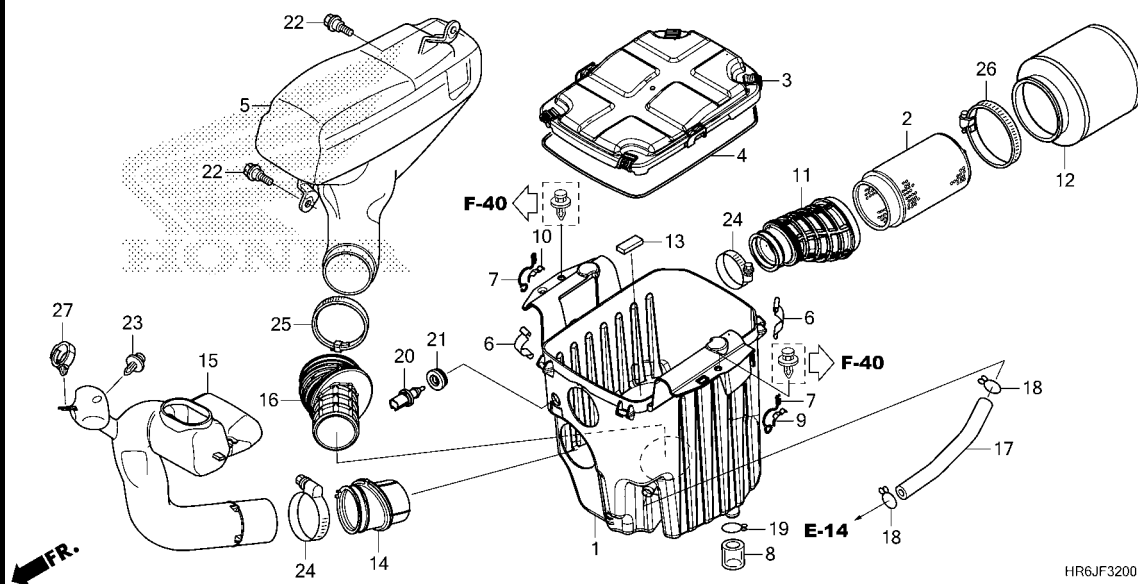
Ref. No.	L.O.N.	(Relative ref. Number) Description	F.R.T.
1	413150	SEAT .....	0.1

Ref. No.	Part No.	Description	Reqd. QTY						Serial No.	Parts catalogue code
			TRX520							
			L	FA6 M	N	L	FA7 M	N		
1	77100-HR6-A61ZA	SEAT COMP. *TYPE1*.....	1	1	1	1	1	1	-----	NZ,U
	77100-HR6-J60ZA	*TYPE1*.....	1	1	1	-	-	-	-----	ED
2	77206-GF0-000	RUBBER, SEAT CUSHION.....	4	4	4	4	4	4		

**3**

# F-32

# AIR CLEANER



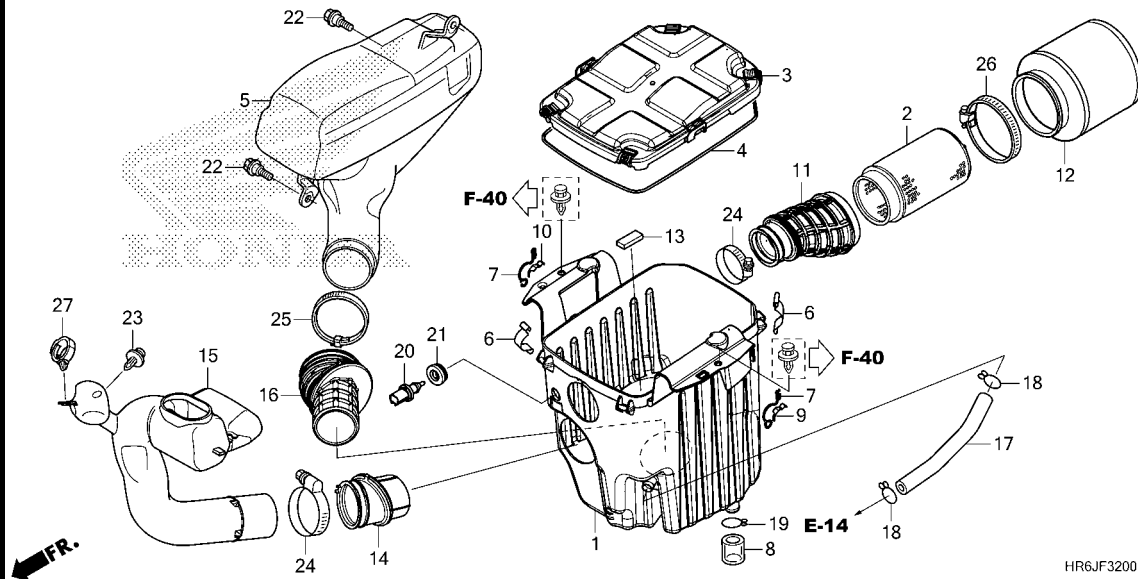
Ref. No.	L.O.N.	(Relative ref. Number) Description	F.R.T.
1	3121A5	CASE, AIR CLEANER .....	0.9
2	3121D5	BODY, AIR CLEANER ELEMENT ....	0.1
3	312102	COVER, AIR CLEANER CASE .....	0.1
5	3121A4	CHAMBER, AIR CLEANER .....	0.1
11	3121B6	TUBE, AIR CLEANER CONNECTING ..	0.7
12	312105	ELEMENT, AIR CLEANER .....	0.2
15	3121C2	DUCT, SNORKEL .....	0.4
20	617120	SENSOR, AIR TEMP .....	0.2

Ref. No.	Part No.	Description	Reqd. QTY						Serial No.	Parts catalogue code
			TRX520							
			FA6		FA7					
			L	M	N	L	M	N		
1	17210-HR6-A60	CASE, AIR CLEANER .....	1	1	1	1	1	1		
2	17211-HP0-A00	BODY COMP., AIR CLEANER .....	1	1	1	1	1	1		
3	17217-HR6-A60	LID, AIR CLEANER .....	1	1	1	1	1	1		
4	17219-HR6-A60	SEAL, AIR CLEANER COVER .....	1	1	1	1	1	1		
5	17220-HR6-A60	CHAMBER, AIR CLEANER SUB .....	1	1	1	1	1	1		
6	17223-HM8-000	SPRING, AIR CLEANER CASE LID ..	4	4	4	4	4	4		
7	17223-HN1-A40	SPRING, AIR CLEANER LID .....	2	2	2	2	2	2		
8	17224-HM8-B40	TUBE, AIR CLEANER DRAIN .....	1	1	1	1	1	1		
9	17228-HN1-000	HOOK, R. LID SPRING .....	1	1	1	1	1	1		
10	17229-HN1-000	HOOK, L. LID SPRING .....	1	1	1	1	1	1		
11	17253-HR6-A60	TUBE, AIR CLEANER CONNECTING ..	1	1	1	1	1	1		
12	17254-HN1-000	ELEMENT, AIR CLEANER .....	1	1	1	1	1	1		
13	17256-HR3-A20	COVER, DUST .....	1	1	1	1	1	1		
14	17258-HR3-A20	TUBE, SNORKEL .....	1	1	1	1	1	1		
15	17259-HR3-A20	DUCT, SNORKEL .....	1	1	1	1	1	1		
16	17262-HR6-B00	TUBE, SUB CHAMBER CONNECTING ..	1	1	1	1	1	1		
17	17366-HR6-A60	TUBE, BREATHER .....	1	1	1	1	1	1		
18	17724-102-700	CLIP, SUB TANK HOSE .....	2	2	2	2	2	2		
19	18532-634-670	CLIP, AIR HOSE, 21.5 .....	1	1	1	1	1	1		
20	37880-RE1-Z01	SENSOR ASSY., AIR TEMPERATURE	1	1	1	1	1	1		
21	37881-P2A-000	GROMMET, TA SENSOR .....	1	1	1	1	1	1		
22	90111-162-000	BOLT, FLANGE, 6MM .....	2	2	2	2	2	2		
23	90653-HC4-900	CLIP, MUDGUARD .....	1	1	1	1	1	1		



# F-32

# AIR CLEANER



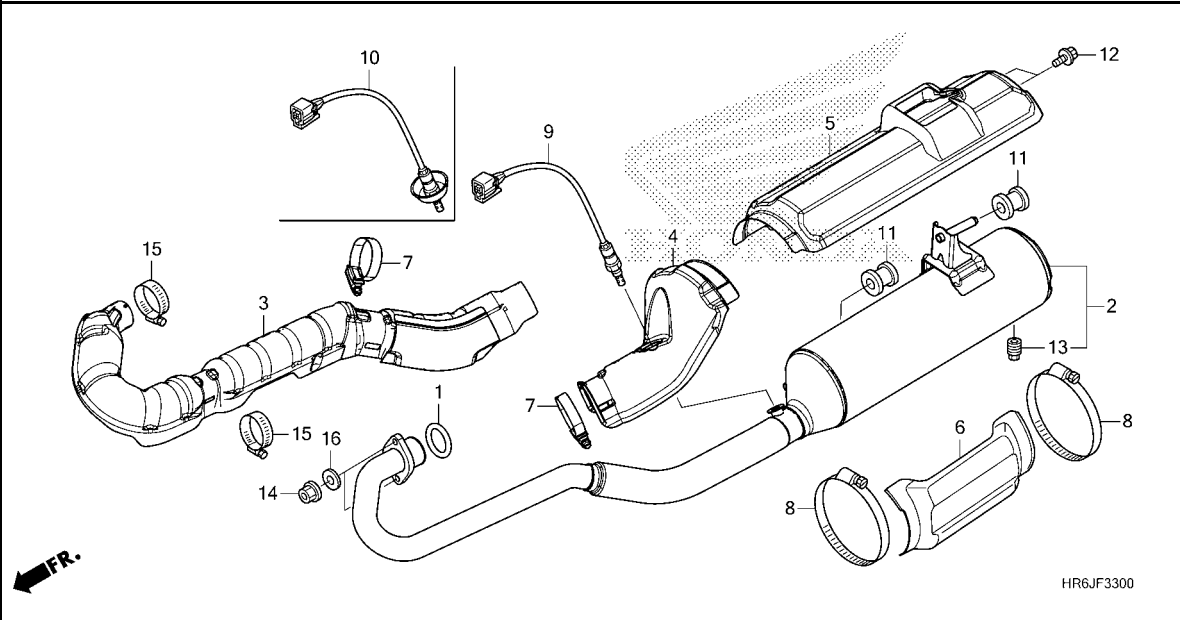
HR6JF3200

Ref. No.	Part No.	Description	Reqd. QTY						Serial No.	Parts catalogue code
			TRX520							
			L	FA6 M	N	L	FA7 M	N		
24	90662-HN5-M00	BAND, AIR CLEANER CONNECTING TUBE(62)	2	2	2	2	2	2		
25	90678-HN2-830	BAND, AIR CONNECTING TUBE(78)	1	1	1	1	1	1		
26	90696-HN2-830	BAND, AIR CLEANER CONNECTING TUBE(96)	1	1	1	1	1	1		
27	91558-SD5-003	CLIP, WIRE HARNESS(BLACK).....	1	1	1	1	1	1		

3

# F-33

# EXHAUST MUFFLER



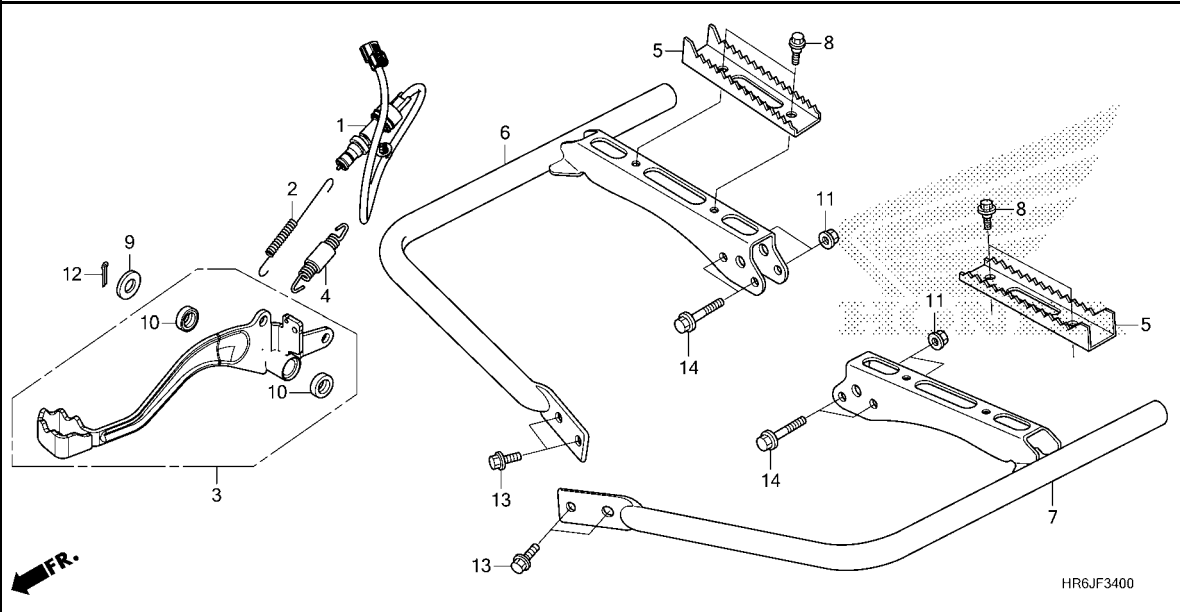
Ref. No.	L.O.N.	(Relative ref. Number) Description	F.R.T.
1	3131B4	GASKET, EXHAUST PIPE .....	0.5
2	313120	MUFFLER .....	1.0
3	313125	COVER, EXHAUST PIPE .....	0.7
4	3131B3	COVER, MUFFLER :FRONT .....	0.6
5	411167	COVER, EXHAUST MUFFLER .....	0.6
6	3131P2	COVER, MUFFLER :LOWER .....	0.6
9		(10)	
	617121	SENSOR, OXYGEN .....	0.6

Ref. No.	Part No.	Description	Reqd. QTY						Serial No.	Parts catalogue code
			TRX520							
			L	FA6 M	N	L	FA7 M	N		
1	18291-MV9-000	GASKET, EX. PIPE.....	1	1	1	1	1	1		
2	18300-HR6-B00	MUFFLER COMP. ....	1	1	1	1	1	1	-----	NZ,U
	18300-HR6-E10	.....	1	1	1	-	-	-	-----	ED
3	18321-HR6-A60	COVER, EX. PIPE.....	1	1	1	1	1	1		
4	18322-HR6-A60	COVER, FR. MUFFLER.....	1	1	1	1	1	1		
5	18323-HR6-A60	COVER, MUFFLER.....	1	1	1	1	1	1		
6	18324-HR3-A20	COVER, MUFFLER LOWER.....	1	1	1	1	1	1		
7	18329-HP0-A00	BAND, HEAT PROTECTOR(57).....	2	2	2	2	2	2		
8	19084-HR6-B00	BAND, MUFFLER COVER(89-140MM)	2	2	2	2	2	2		
9	36531-HR3-A22	SENSOR, OXYGEN(NGK).....	1	1	1	1	1	1	-----	NZ,U
10	36531-HR6-E11	SENSOR, OXYGEN(NGK).....	1	1	1	-	-	-	-----	ED
11	50608-HR0-F00	RUBBER, MUFFLER MOUNTING.....	2	2	2	2	2	2		
12	90101-KCE-000	BOLT, FLANGE, 6X10.....	2	2	2	2	2	2		
13	90183-HM5-850	BOLT, ARRESTER.....	1	1	1	1	1	1		
14	90301-HM8-000	NUT, FLANGE, 8MM.....	2	2	2	2	2	2		
15	90638-HN7-000	BAND, AIR CLEANER CONNECTING TUBE(38)	2	2	2	2	2	2		
16	94101-08800	WASHER, PLAIN, 8MM.....	2	2	2	2	2	2		



# F-34

# PEDAL/STEP



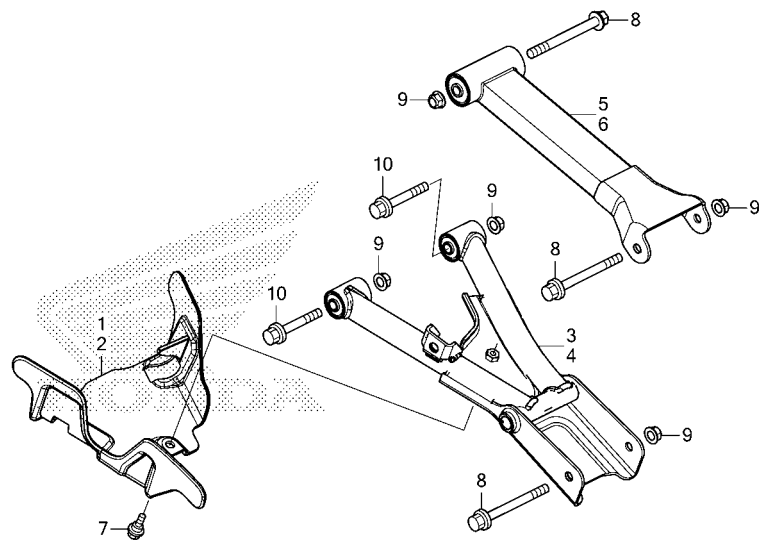
Ref. No.	L.O.N.	(Relative ref. Number) Description	F.R.T.
1	6151B5	SWITCH, REAR STOP :PEDAL SIDE	0.3
3	810160	PEDAL, REAR BRAKE .....	0.4
4	8101A8	SPRING, BRAKE PEDAL .....	0.3
5	4101C5	BAR, MAIN STEP :LEFT .....	0.1
	4101C6	BAR, MAIN STEP :RIGHT .....	0.1
	4101J1	BAR, MAIN STEP :BOTH .....	0.1
6	4101C4	BRACKET, STEP :RIGHT .....	0.4
7	4101C3	BRACKET, STEP :LEFT .....	0.4
	4101N7	BRACKET, STEP :BOTH .....	0.6

Ref. No.	Part No.	Description	Reqd. QTY						Serial No.	Parts catalogue code
			TRX520							
			FA6		FA7					
			L	M	N	L	M	N		
1	35350-HR6-A61	SWITCH ASSY., RR. STOP .....	1	1	-	1	1	-		
	35350-HR5-AL1	.....	-	-	1	-	-	1		
2	35357-HP5-600	SPRING, STOP SWITCH .....	1	1	1	1	1	1		
3	46510-HR6-B00	PEDAL ASSY., BRAKE .....	1	1	1	1	1	1		
4	46513-HR3-A20	SPRING ASSY., RR. BRAKE PEDAL	1	1	1	1	1	1		
5	50610-HR3-A20	STEP .....	2	2	2	2	2	2		
6	50611-HR6-B00	BRACKET COMP., R. STEP .....	1	1	1	1	1	1		
7	50612-HR6-B00	BRACKET COMP., L. STEP .....	1	1	1	1	1	1		
8	90111-HP0-A00	BOLT, FLANGE, 6MM .....	4	4	4	4	4	4		
9	90512-303-000	WASHER, 17.5MM .....	1	1	1	1	1	1		
10	91206-968-004	DUST SEAL, 17X23X3(ARAI) .....	2	2	2	2	2	2		
11	94050-08000	NUT, FLANGE, 8MM .....	4	4	4	4	4	4		
12	94201-30250	PIN, SPLIT, 3.0X25 .....	1	1	1	1	1	1		
13	95701-08016-08	BOLT, FLANGE, 8X16 .....	4	4	4	4	4	4		
14	95801-08045-00	BOLT, FLANGE, 8X45 .....	4	4	4	4	4	4		



# F-35

# REAR ARM



HR6JF3500

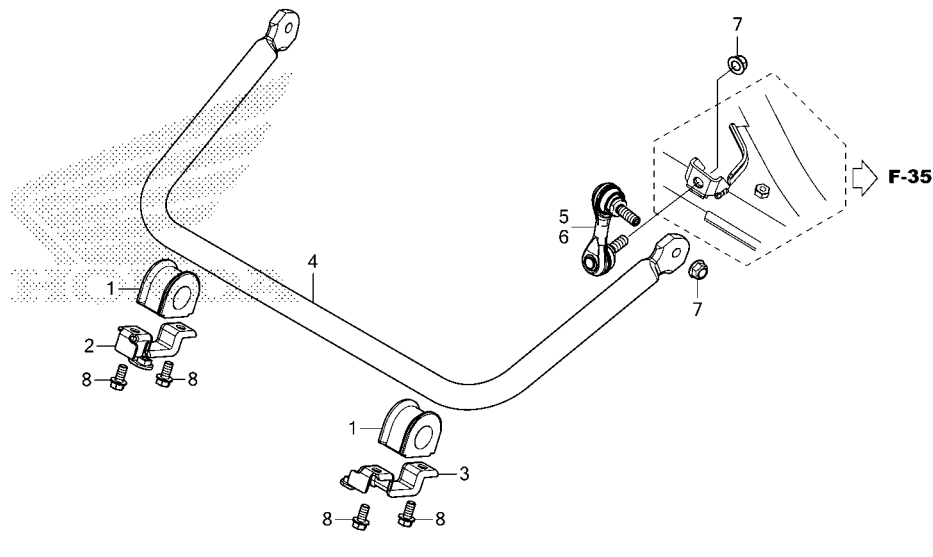
Ref. No.	L.O.N.	(Relative ref. Number) Description	F.R.T.
1	5121E8	GUARD, REAR LOWER ARM :RIGHT	0.1
2	5121E7	GUARD, REAR LOWER ARM :LEFT	0.1
3	5121F3	ARM, REAR LOWER :RIGHT	0.5
		.Replace upper arm add	0.1
4	5121F2	ARM, REAR LOWER :LEFT	0.5
		.Replace upper arm add	0.1
		.Replace upper arm add	0.1
		.Replace both upper arm add	0.9
5	5121F0	ARM, REAR UPPER :RIGHT	0.4
		.Replace lower arm add	0.2
6	5121E9	ARM, REAR UPPER :LEFT	0.4
		.Replace lower arm add	0.2
		.Replace lower arm add	0.2
		.Replace both lower arm add	0.8
		.Replace both lower arm add	0.3

Ref. No.	Part No.	Description	Reqd. QTY						Serial No.	Parts catalogue code
			TRX520							
			FA6		FA7					
			L	M	N	L	M	N		
1	52315-HR6-A60	GUARD, R. RR. BOOT	1	1	1	1	1	1		
2	52325-HR6-A60	GUARD, L. RR. BOOT	1	1	1	1	1	1		
3	52350-HR6-B00ZB	ARM ASSY., R. RR. LOWER								
		*TYPE1*	1	1	-	1	1	-		
	52350-HR6-MF0ZA	*TYPE1*	-	-	1	-	-	1		
4	52360-HR6-B00ZB	ARM ASSY., L. RR. LOWER								
		*TYPE1*	1	1	-	1	1	-		
	52360-HR6-MF0ZA	*TYPE1*	-	-	1	-	-	1		
5	52370-HR6-B00ZB	ARM ASSY., R. RR. UPPER								
		*TYPE1*	1	1	-	-	-	-		
	52370-HR6-MF0ZC	*TYPE1*	-	-	1	-	-	-		
	52370-HR6-B00ZC	*TYPE2*	-	-	-	1	1	-		
	52370-HR6-MJ0ZB	*TYPE2*	-	-	-	-	-	1		
6	52380-HR6-B00ZB	ARM ASSY., L. RR. UPPER								
		*TYPE1*	1	1	-	-	-	-		
	52380-HR6-MF0ZC	*TYPE1*	-	-	1	-	-	-		
	52380-HR6-B00ZC	*TYPE2*	-	-	-	1	1	-		
	52380-HR6-MJ0ZB	*TYPE2*	-	-	-	-	-	1		
7	90111-KT1-780	BOLT, FLANGE, 6MM	2	2	2	2	2	2		
8	90121-HL1-A00	BOLT, FLANGE, 10X110	6	6	6	6	6	6		
9	90305-HC0-770	NUT, SELF-LOCK, 10MM	10	10	10	10	10	10		
10	95801-10065-00	BOLT, FLANGE, 10X65	4	4	4	4	4	4		



# F-36

# STABILIZER



HR6JF3600

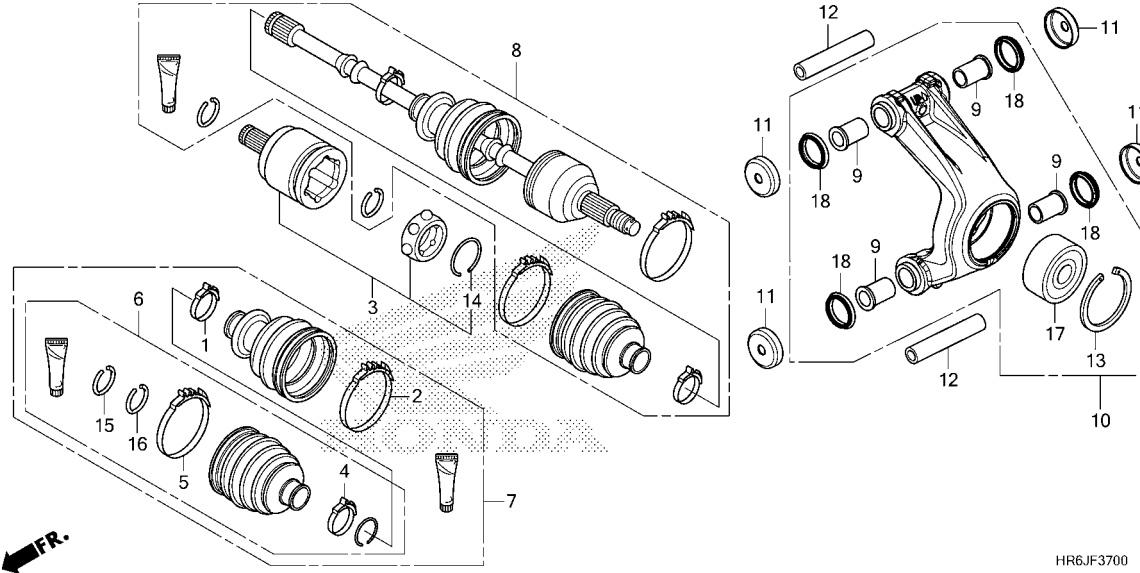
Ref. No.	L.O.N.	(Relative ref. Number) Description	F.R.T.
4	5121F8	SPRING, REAR STABILIZER .....	0.4
5	5121G0	LINK, REAR STABILIZER :RIGHT ..	0.3
6	5121F9	LINK, REAR STABILIZER :LEFT ..	0.3
	5121G1	LINK, REAR STABILIZER :BOTH ..	0.6

Ref. No.	Part No.	Description	Reqd. QTY						Serial No.	Parts catalogue code
			TRX520							
			L	FA6 M	N	L	FA7 M	N		
1	51306-S2K-N01	BUSH, STABILIZER HOLDER.....	2	2	2	2	2	2		
2	52308-HR6-A60	HOLDER COMP., R. STABILIZER								
		BUSH	1	1	1	1	1	1		
3	52309-HR6-A60	HOLDER COMP., L. STABILIZER								
		BUSH	1	1	1	1	1	1		
4	52310-HR6-A61	SPRING, RR. STABILIZER (25.4X4.5)	1	1	1	1	1	1		
5	52320-HR6-A61	LINK COMP., R. RR. STABILIZER	1	1	1	1	1	1		
6	52330-HR6-A61	LINK COMP., L. RR. STABILIZER	1	1	1	1	1	1		
7	90305-HC0-770	NUT, SELF-LOCK, 10MM.....	4	4	4	4	4	4		
8	95701-08020-08	BOLT, FLANGE, 8X20.....	4	4	4	4	4	4		

3

# F-37

# REAR KNUCKLE/REAR DRIVESHAFT



Ref. No.	L.O.N.	(Relative ref. Number) Description	F.R.T.
3	2131J3	JOINT, REAR INBOARD :LEFT	0.5
	2131J4	JOINT, REAR INBOARD :RIGHT	0.5
	2131J5	JOINT, REAR INBOARD :BOTH	0.9
6	2131J9	BOOT, REAR INBOARD :LEFT	0.5
	2131K0	BOOT, REAR INBOARD :RIGHT	0.5
	2131K1	BOOT, REAR INBOARD :BOTH	0.8
7	2131M5	BOOT SET, REAR DRIVESHAFT :LEFT	0.6
	2131M6	BOOT SET, REAR DRIVESHAFT :RIGHT	0.6
	2131M7	BOOT SET, REAR DRIVESHAFT :BOTH	1.0
8	2131J0	DRIVESHAFT SET, REAR :LEFT	0.5
	2131J1	DRIVESHAFT SET, REAR :RIGHT	0.5
	2131J2	DRIVESHAFT SET, REAR :BOTH	0.8
10	5121G2	REAR KNUCKLE :LEFT	0.4
	5121G3	REAR KNUCKLE :RIGHT	0.4
	5121G4	REAR KNUCKLE :BOTH	0.6
17	5121G5	BEARING, REAR KNUCKLE :LEFT	0.6
	5121G6	BEARING, REAR KNUCKLE :RIGHT	0.6
	5121G7	BEARING, REAR KNUCKLE :BOTH	1.0

HR6JF3700

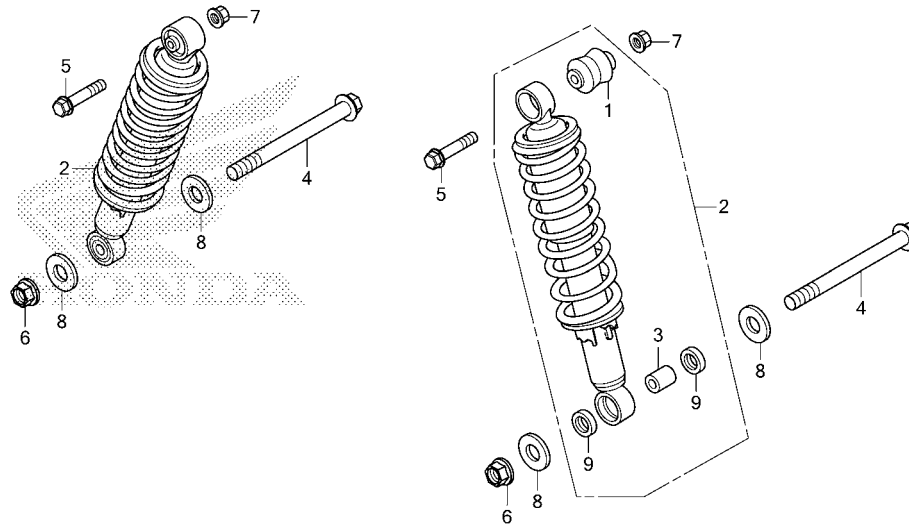
Ref. No.	Part No.	Description	Reqd. QTY						Serial No.	Parts catalogue code
			TRX520							
			L	FA6 M	N	L	FA7 M	N		
1	42215-HR6-B01	BAND A, OUTBOARD	2	2	2	2	2	2		
2	42216-HR6-B01	BAND B, OUTBOARD	2	2	2	2	2	2		
3	42220-HR6-B01	JOINT COMP., INBOARD	2	2	-	2	2	-		
	42220-HR6-MF1		-	-	2	-	-	2		
4	42225-HR6-B01	BAND A, INBOARD	2	2	2	2	2	2		
5	42226-HR6-B01	BAND B, INBOARD	2	2	2	2	2	2		
6	42230-HR6-B01	BOOT SET, INBOARD	2	2	2	2	2	2		
7	42240-HR6-B01	BOOT SET	2	2	2	2	2	2		
8	42250-HR6-B01	DRIVESHAFT SET, RR.	2	2	-	2	2	-		
	42250-HR6-MF1		-	-	2	-	-	2		
9	51108-HP0-A00	BUSH, UPPER ARM	8	8	8	8	8	8		
10	52205-HR6-B00	KNUCKLE SUB ASSY., RR.	2	2	2	2	2	2		
11	52206-HN8-000	CAP, ARM PIVOT	8	8	8	8	8	8		
12	52464-HR6-A60	COLLAR, KNUCKLE	4	4	4	4	4	4		
13	90651-HP6-A00	CIRCLIP, SPECIAL INTERNAL(62)	2	2	2	2	2	2		
14	90653-HR6-B01	RING A, INBOARD SNAP	2	2	2	2	2	2		
15	90654-HR6-B01	RING B, INBOARD SNAP	2	2	2	2	2	2		
16	90657-HR6-B01	RING, INBOARD SNAP	2	2	2	2	2	2		
17	91051-HP6-A01	BEARING, ANGULAR BALL, 34X61X27(NTN)	2	2	2	2	2	2		
18	91262-HN8-003	DUST SEAL, 28X36X7	8	8	8	8	8	8		





# F-39

# REAR CUSHION



HR6JF3900

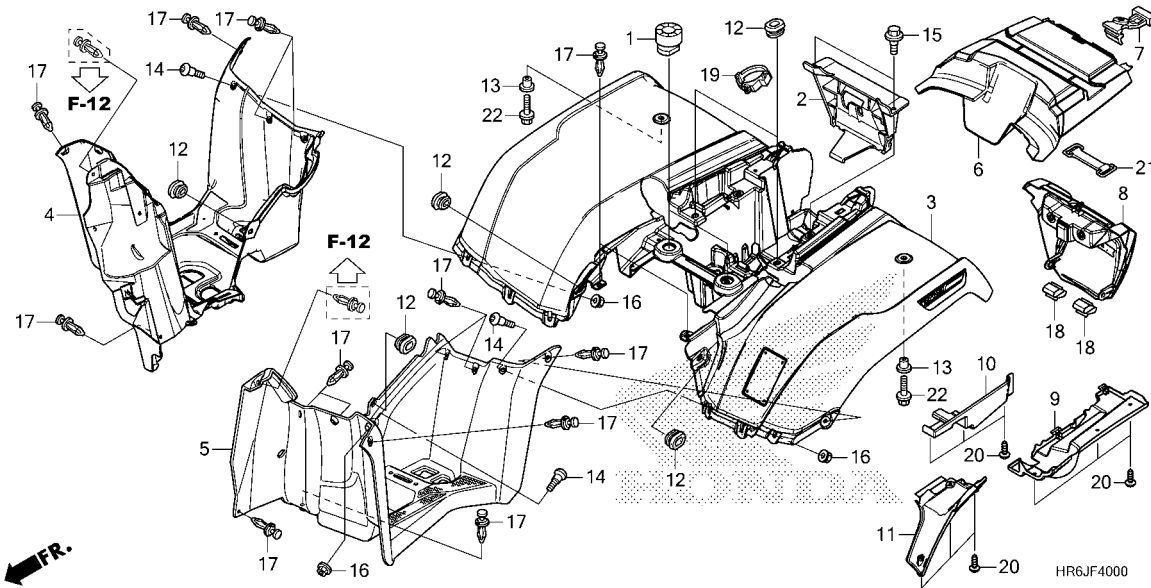
Ref. No.	L.O.N.	(Relative ref. Number) Description	F.R.T.
2	5121B6	CUSHION ASSY., REAR :LEFT ....	0.3
	5121B7	CUSHION ASSY., REAR :RIGHT ...	0.3
	5121B8	CUSHION ASSY., REAR :BOTH ....	0.5

Ref. No.	Part No.	Description	Reqd. QTY						Serial No.	Parts catalogue code
			TRX520							
			L	FA6 M	N	L	FA7 M	N		
1	51489-HP5-601	BUSH, DAMPER.....	2	2	2	2	2	2		
2	52400-HR6-A61ZB	CUSHION ASSY., RR.								
	52400-HR6-A61ZA	*TYPE1*.....	2	2	2	-	-	-		
		*TYPE2*.....	-	-	-	2	2	2		
3	52486-HP7-A01	COLLAR, RR. CUSHION LOWER....	2	2	2	2	2	2		
4	90101-HR6-A60	BOLT, FLANGE, 14X155.....	2	2	2	2	2	2		
5	90120-HC4-000	BOLT, FLANGE, 10X50.....	2	2	2	2	2	2		
6	90213-S73-003	NUT, SELF-LOCK, 14MM.....	2	2	2	2	2	2		
7	90305-HC0-770	NUT, SELF-LOCK, 10MM.....	2	2	2	2	2	2		
8	90501-HP7-A00	WASHER, 15MM.....	4	4	4	4	4	4		
9	91253-HP7-A01	SEAL, DUST.....	4	4	4	4	4	4		

3

# F-40

# REAR FENDER



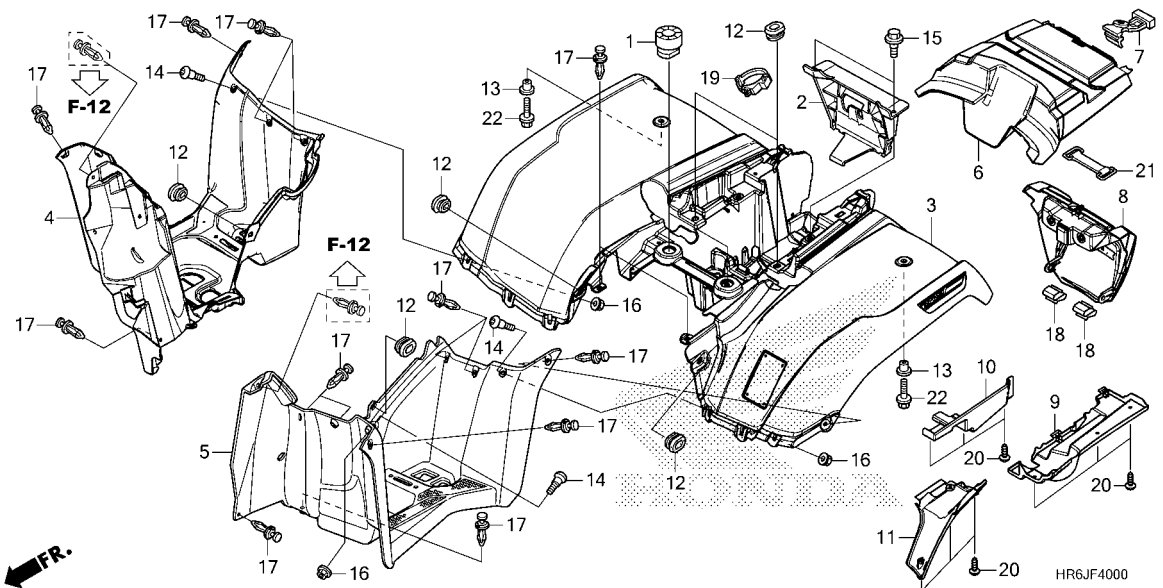
Ref. No.	L.O.N.	(Relative ref. Number) Description	F.R.T.
2	4101B0	HOLDER, BATTERY BOX .....	0.2
3	413102	FENDER, REAR .....	1.0
4	4131N2	MUDGUARD, CENTER :RIGHT .....	0.2
5	4131N1	MUDGUARD, CENTER :LEFT .....	0.2
6	4131J8	COVER, REAR CENTER .....	0.1
8	4101B1	COVER, TOOL BOX .....	0.2
9	3131G8	PROTECTOR, MUFFLER :REAR .....	0.8
10	6101A1	COVER, BATTERY .....	0.8

Ref. No.	Part No.	Description	Reqd. QTY						Serial No.	Parts catalogue code
			TRX520							
			FA6		FA7					
			L	M	N	L	M	N		
1	77207-HA0-000	CUSHION, SEAT MOUNTING .....	2	2	2	2	2	2		
2	80101-HR3-A20	HOLDER, BATTERY .....	1	1	1	1	1	1		
3	80110-HR6-E10ZA	FENDER SET, RR.(WL)								
		*TYPE2* .....	1	-	-	-	-	-	ED	
	80110-HR6-E10ZB	*TYPE1* .....	1	-	-	-	-	-	ED	
	80110-HR6-B00ZB	*TYPE1* .....	1	-	-	-	-	-	U	
	80110-HR6-E10ZC	*R232* .....	-	1	-	-	-	-	ED	
	80110-HR6-E10ZD	*G152* .....	-	1	-	-	-	-	ED	
	80110-HR6-B00ZC	*R232* .....	-	1	-	-	-	-	U	
	80110-HR6-EC0ZA	*R232* .....	-	-	1	-	-	-	ED	
	80110-HR6-EC0ZB	*G152* .....	-	-	1	-	-	-	ED	
	80110-HR6-MF0ZA	*R232* .....	-	-	1	-	-	-	NZ	
	80110-HR6-T20ZB	*TYPE1* .....	-	-	-	1	-	-		
	80110-HR6-T20ZD	*NHB76M*								
		MAT STEALTH GRAY METALLIC	-	-	-	-	1	-		
	80110-HR6-NB0ZB	*NHB76M*								
		MAT STEALTH GRAY METALLIC	-	-	-	-	-	1		
4	80121-HR6-B00ZA	MUDGUARD, R. CENTER								
		*NH1* .....	1	1	1	1	1	1		
5	80122-HR6-B00ZA	MUDGUARD, L. CENTER								
		*NH1* .....	1	1	1	1	1	1		
6	80210-HR6-A60ZA	COVER, RR. FENDER								
		*NH1* .....	1	1	1	1	1	1		
7	80214-HM5-850	BAND, TOOL BOX .....	1	1	1	1	1	1		
8	80215-HR6-T10ZA	LID SET, TOOL BOX(WL)								
		*TYPE1* .....	1	1	1	1	1	1		
9	80222-HR6-A60	PROTECTOR, RR. MUFFLER .....	1	1	1	1	1	1		
10	80223-HR6-A60	PROTECTOR, BATTERY(RR.) .....	1	1	1	1	1	1		



# F-40

# REAR FENDER

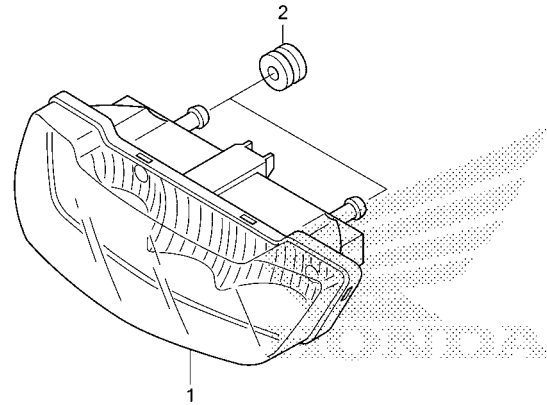


Ref. No.	Part No.	Description	Reqd. QTY						Serial No.	Parts catalogue code
			TRX520			FA7				
			L	FA6 M	N	L	M	N		
11	80224-HR6-B00	PROTECTOR, RR. MUFFLER.....	1	1	1	1	1	1		
12	83551-MA6-000	GROMMET, SIDE COVER.....	6	6	6	6	6	6		
13	84706-GB0-900	COLLAR, NUMBER BRACKET SETTING	2	2	2	2	2	2		
14	90102-HN5-670	SCREW, SPECIAL, 6X8.....	4	4	4	4	4	4		
15	90111-147-000	BOLT, FLANGE, 6MM.....	2	2	2	2	2	2		
16	90302-187-000	NUT, FLANGE, 6MM.....	4	4	4	4	4	4		
17	90653-HC4-900	CLIP, MUDGUARD.....	18	18	18	18	18	18		
18	90660-SB2-000	CLIP, CORD.....	2	2	2	2	2	2		
19	91556-SK7-003	CLIP, WIRE HARNESS(BLACK)....	1	1	1	1	1	1		
20	93903-25220	SCREW, TAPPING, 5X12.....	9	9	9	9	9	9		
21	95012-17001	BAND F, BATTERY(155MM).....	1	1	1	1	1	1		
22	95701-06016-08	BOLT, FLANGE, 6X16.....	2	2	2	2	2	2		

3

**F-43**

**TAILLIGHT**



HR6JF4300

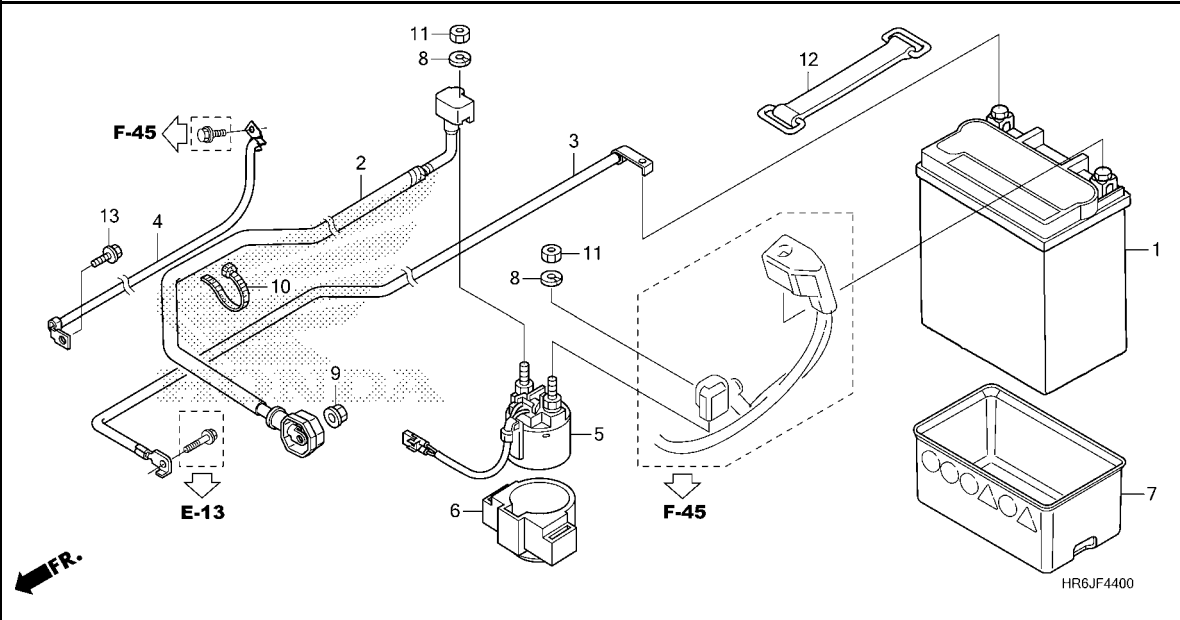
Ref. No.	L.O.N.	(Relative ref. Number) Description	F.R.T.
1	6161H2	TAILLIGHT ASSEMBLY .....	0.3

Ref. No.	Part No.	Description	Reqd. QTY						Serial No.	Parts catalogue code
			TRX520							
			L	FA6 M	N	L	FA7 M	N		
1	33700-HP5-A50	LIGHT ASSY., TAIL & STOP.....	1	1	1	1	1	1		
2	80219-HC4-000	RUBBER, TAILLIGHT MOUNTING...	2	2	2	2	2	2		

**3**

# F-44

# BATTERY



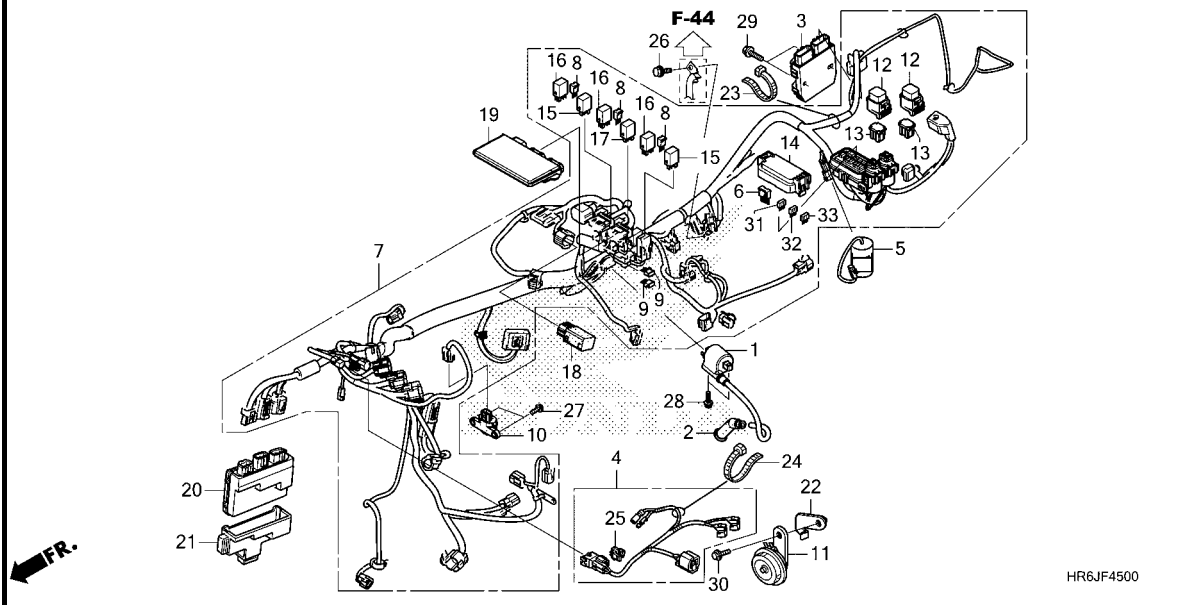
Ref. No.	L.O.N.	(Relative ref. Number) Description	F.R.T.
1	610100	BATTERY .....	0.2
2	612115	CABLE, STARTER MOTOR .....	0.7
3	610110	CABLE, NEGATIVE BATTERY .....	0.6
4	6111E9	CORD, EARTH .....	1.0
5	615113	SWITCH, STARTER MAGNETIC .....	0.4

Ref. No.	Part No.	Description	Reqd. QTY						Serial No.	Parts catalogue code
			TRX520			FA7				
			L	FA6 M	N	L	M	N		
1	31500-HR0-F01	BATTERY(GYZ16H)(GS YUASA) .....	1	1	1	1	1	1	-----	NZ,U
	31500-HR0-F11	.....	1	1	1	-	-	-	-----	ED
2	32405-HR6-A60	CABLE, STARTER MOTOR .....	1	1	1	1	1	1		
3	32601-HR3-A20	CABLE, BATTERY EARTH .....	1	1	1	1	1	1		
4	32603-HR6-A60	CABLE, FRAME EARTH .....	1	1	1	1	1	1		
5	35850-HN7-003	SWITCH ASSY., STARTER MAGNETIC .....	1	1	-	1	1	-		
	35850-HR3-FA1	.....	-	-	1	-	-	1		
6	35856-HP5-600	RUBBER, MAGNETIC SHOCK .....	1	1	1	1	1	1		
7	50334-HR0-F00	RUBBER, BATTERY .....	1	1	1	1	1	1		
8	90052-ZA0-800	WASHER, SPRING, 6MM .....	2	2	2	2	2	2		
9	90071-MB0-000	NUT-WASHER, 6MM .....	1	1	1	1	1	1		
10	90652-KT1-771	BAND, WIRE(BLACK) .....	1	1	1	1	1	1		
11	94002-06390-0S	NUT, HEX., 6MM .....	2	2	2	2	2	2		
12	95012-17001	BAND F, BATTERY(155MM) .....	1	1	1	1	1	1		
13	95701-06014-00	BOLT, FLANGE, 6X14 .....	1	1	1	1	1	1		



# F-45

# WIRE HARNESS



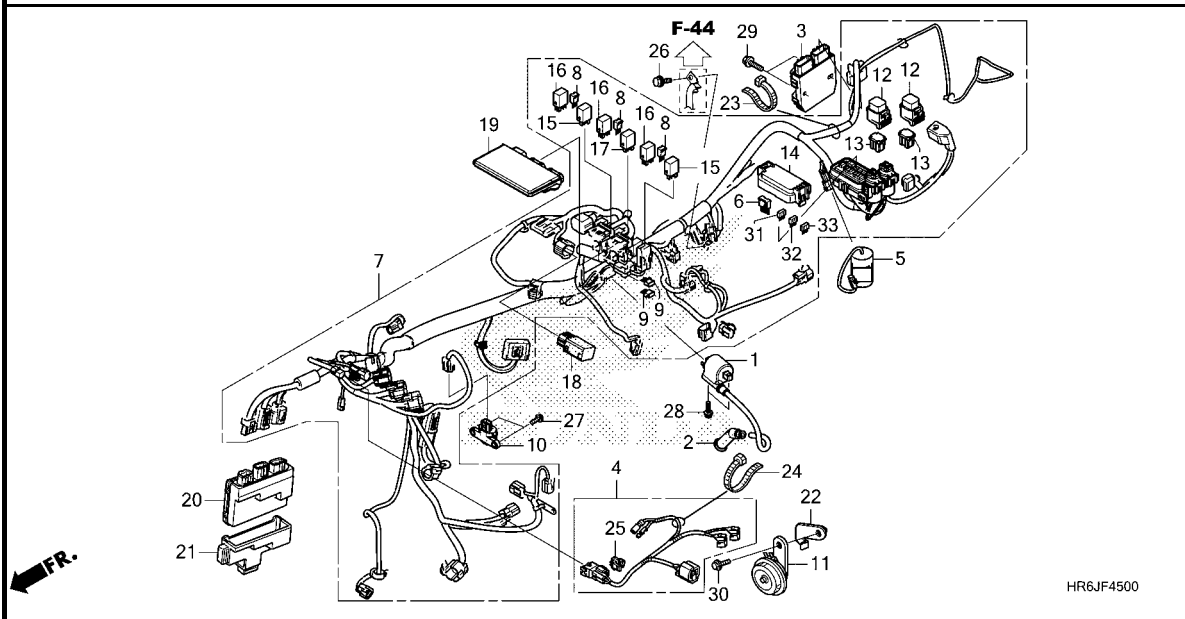
Ref. No.	L.O.N.	(Relative ref. Number) Description	F.R.T.
1	614105	COIL, IGNITION .....	0.5
2	6141E3	CAP, NOISE SUPPRESSOR .....	0.3
3	6131B2	RECTIFIER, REGULATE .....	0.3
4	6111R5	SUB HARNESS, ACCESSORY .....	0.5
5	6131C1	CONDENSER .....	0.2
6	6131B4	DIODE, THREE WAY .....	0.2
7	611100	HARNESS, WIRE .....	2.3
8		(9)	
	6131E0	DIODE .....	0.3
		.NOTE: relay box side	
	6131E0A	.Replace 1 diode add .....	0.1
10	617125	SENSOR, BANK ANGLE .....	0.5
11	616169	HORN .....	0.3
15	6111G1	RELAY, FUEL PUMP .....	0.3
	6111U9	RELAY, FAIL SAFE .....	0.3
16	6111L9	RELAY, INHIBITOR .....	0.3
	6111V0	RELAY, DIFFERENTIAL LOCK .....	0.3
	6111V0A	.Replace 1 differential lock relay add .....	0.1
17	611155	RELAY, MAIN .....	0.3
18	6111V1	RELAY, PULLBACK .....	0.2
19	618135	ENGINE CONTROL MODULE(ECM) .....	0.3
20	6181C2	CONTROL UNIT, EPS .....	0.5

Ref. No.	Part No.	Description	Reqd. QTY						Serial No.	Parts catalogue code
			TRX520							
			FA6		FA7					
			L	M	N	L	M	N		
1	30540-MJP-G51	COIL COMP., IGNITION(R.).....	1	1	1	1	1	1		
2	30700-MEA-671	CAP ASSY., NOISE SUPPRESSOR..	1	1	1	1	1	1		
3	31600-MKN-D51	RECTIFIER ASSY., REGULATE .....	1	1	1	1	1	1		
4	31651-HR4-G20	SUB HARNESS, ACCESSORY .....	1	1	1	1	1	1		
5	31700-HP1-841	CONDENSER UNIT .....	1	1	1	1	1	1		
6	31730-MAS-601	DIODE ASSY., THREE WAY (SUMITOMO)	1	1	1	1	1	1		
7	32100-HR6-M10	HARNESS, WIRE .....	1	1	-	1	1	-		
	32100-HR6-MG0	.....	-	-	-	-	-	-		
8	32146-SH3-003	CONNECTOR, DIODE(2P) .....	3	3	3	3	3	3		
9	32146-SJ4-003	DIODE(3P) .....	2	2	2	2	2	2		
10	35160-HR6-B01	SENSOR ASSY., BANK ANGLE .....	1	1	1	1	1	1		
11	38110-HC4-732	HORN COMP.(HIGH) .....	1	1	1	1	1	1		
12	38205-HP0-B11	COVER ASSY., FUSE(40A) .....	2	2	2	2	2	2		
13	38211-SNA-A21	FUSE, BLOCK(40A) .....	2	2	2	2	2	2		
14	38230-HR4-A40	COVER SET, FUSE .....	1	1	1	1	1	1		
15	38501-MCS-G01	RELAY COMP., POWER (MICRO ISO 4P)	2	2	2	2	2	2		
16	38502-MCS-G01	RELAY COMP., POWER (MICRO ISO 5P)	3	3	3	3	3	3		
17	38503-MCA-A61	RELAY COMP., POWER (MICRO ISO 4P)	1	1	1	1	1	1		
18	38580-HR4-A21	RELAY, DIFFLOCK PULLBACK .....	1	1	1	1	1	1		
19	38770-HR6-M02	PGM-FI UNIT .....	1	1	-	1	1	-	-----	U
	38770-HR6-E12	.....	1	1	-	-	-	-	-----	ED
	38770-HR6-MF2	.....	-	-	1	-	-	1	-----	NZ



# F-45

# WIRE HARNESS



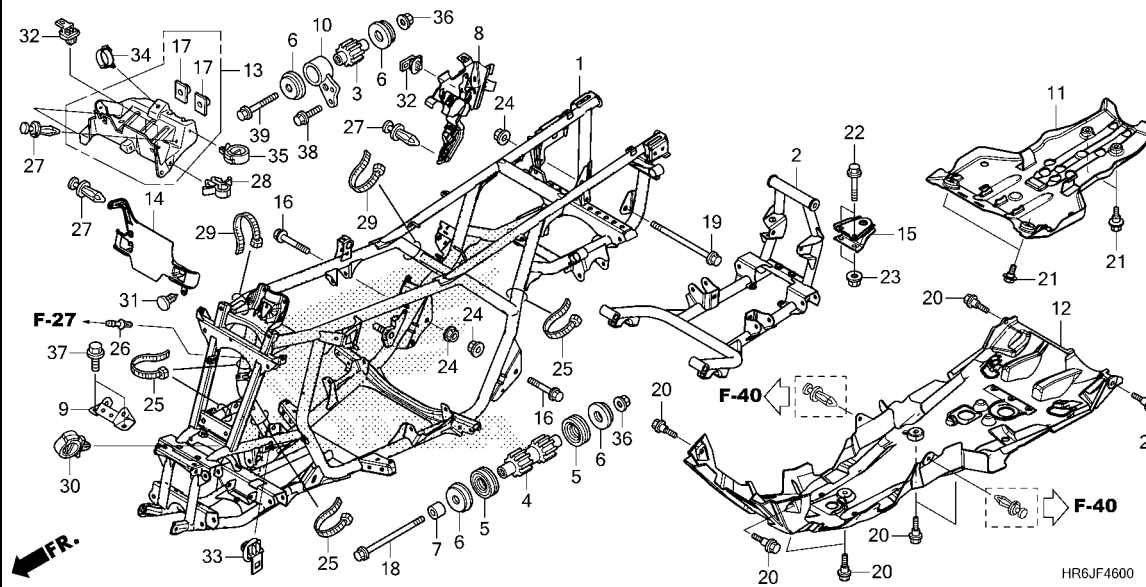
HR6JF4500

Ref. No.	Part No.	Description	Reqd. QTY						Serial No.	Parts catalogue code
			TRX520							
			L	FA6 M	N	L	FA7 M	N		
19)	38770-HR6-EC2	PGM-FI UNIT.....	-	-	1	-	-	-	-----	ED
20	39980-HR6-A62	EPS UNIT.....	1	1	1	1	1	1		
21	39981-HN2-B70	CUSHION, EPS UNIT.....	1	1	1	1	1	1		
22	50330-HR3-A40	STAY, HORN.....	1	1	1	1	1	1		
23	90651-KV6-003	BAND, WIRE, 165MM(BLACK).....	1	1	1	1	1	1		
24	90651-MA6-720	BAND, WIRE HARNESS.....	1	1	1	1	1	1		
25	91535-TA0-003	CLIP, COUPLER(DARK BROWN).....	1	1	1	1	1	1		
26	95701-06014-00	BOLT, FLANGE, 6X14.....	1	1	1	1	1	1		
27	95701-06016-00	BOLT, FLANGE, 6X16.....	2	2	2	2	2	2		
28	95701-06018-00	BOLT, FLANGE, 6X18.....	2	2	2	2	2	2		
29	95701-06022-00	BOLT, FLANGE, 6X22.....	2	2	2	2	2	2		
30	95701-08016-07	BOLT, FLANGE, 8X16.....	1	1	1	1	1	1		
31	98200-41000	FUSE, MINI(10A).....	3	3	3	3	3	3		
32	98200-42000	FUSE, MINI(20A).....	4	4	4	4	4	4		
33	98200-43000	FUSE, MINI(30A).....	2	2	2	2	2	2		



# F-46

# FRAME BODY



Ref. No.	L.O.N.	(Relative ref. Number) Description	F.R.T.
1	410100	BODY, FRAME ..... .INCLUDES: Engine removal and installation	12.7
2	4101A5	FRAME :REAR .....	2.6
11	4101F8	GUARD, ENGINE :REAR .....	0.2
12	4101F7	GUARD, ENGINE :FRONT .....	0.4

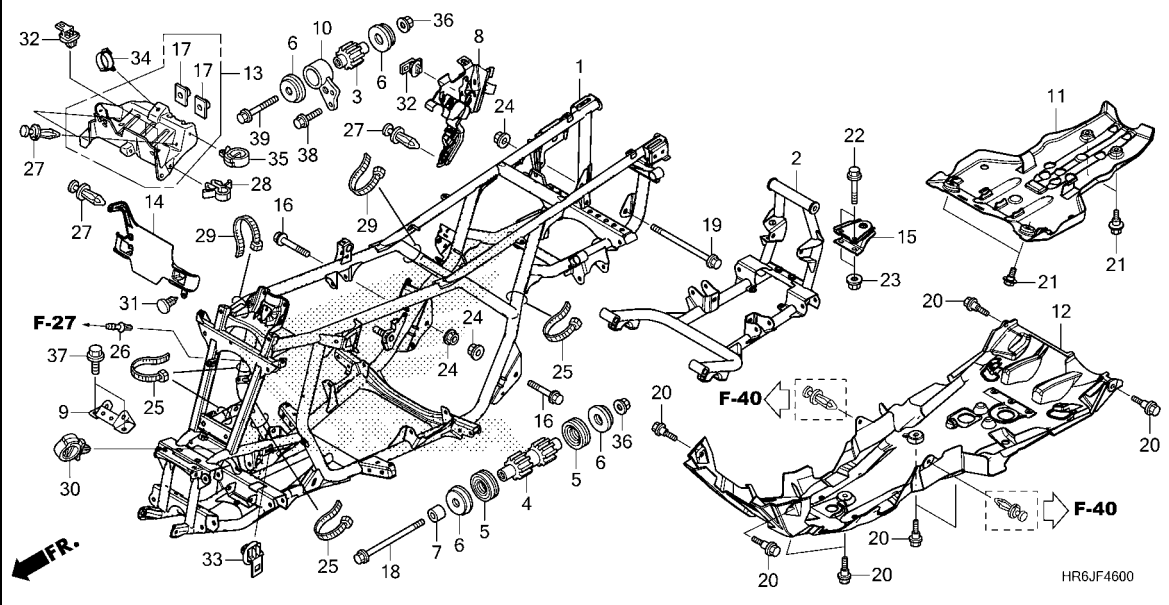
Ref. No.	Part No.	Description	Reqd. QTY						Serial No.	Parts catalogue code
			TRX520							
			FA6		FA7					
			L	M	N	L	M	N		
1	50100-HR6-M00	BODY COMP., FRAME .....	1	1	-	1	1	-		
	50100-HR6-MF0	.....	-	-	1	-	-	1		
2	50200-HR6-A60	FRAME COMP., RR. UNDER .....	1	1	1	1	1	1		
3	50201-HP5-600	RUBBER, ENGINE HEAD MOUNTING .....	1	1	1	1	1	1		
4	50202-HP0-A50	RUBBER, ENGINE LOWER MOUNTING .....	2	2	2	2	2	2		
5	50203-HM7-003	DUST SEAL, ENGINE MOUNTING .....	4	4	4	4	4	4		
6	50204-HP5-600	RUBBER C, MOUNTING .....	6	6	6	6	6	6		
7	50304-HN8-000	COLLAR, ENGINE HANGER .....	2	2	2	2	2	2		
8	50340-HR6-A60	STAY, COUPLER(SIDE) .....	1	1	1	1	1	1		
9	50350-HR3-A20	BRACKET, FR. GEAR CASE .....	1	1	1	1	1	1		
10	50351-HP5-600	BRACKET, HEAD HANGER .....	1	1	1	1	1	1		
11	50355-HR6-A60	SKID, RR. GEAR CASE .....	1	1	1	1	1	1		
12	50360-HR3-A20ZA	GUARD, ENGINE *NH1* .....	1	1	1	1	1	1		
13	50370-HR3-A20	STAY COMP., COUPLER(FR.) .....	1	1	1	1	1	1		
14	50380-HR6-A60	DEFLECTOR, AIR .....	1	1	1	1	1	1		
15	50810-HN8-000	HITCH COMP., TRAILER .....	1	1	1	1	1	1		
16	52101-HR3-A20	BOLT, SWINGARM PIVOT(12X70) .....	2	2	2	2	2	2		
17	61304-958-003	NUT, SPECIAL, 6X7 .....	2	2	2	2	2	2		
18	90103-147-000	BOLT, ENGINE HANGER, 10X148 .....	2	2	2	2	2	2		
19	90106-MEJ-000	BOLT, FLANGE, 12X193 .....	1	1	1	1	1	1		
20	90111-147-000	BOLT, FLANGE, 6MM .....	8	8	8	8	8	8		
21	90111-187-000	BOLT, FLANGE, 6MM .....	4	4	4	4	4	4		
22	90120-HC4-000	BOLT, FLANGE, 10X50 .....	2	2	2	2	2	2		
23	90305-HC0-770	NUT, SELF-LOCK, 10MM .....	2	2	2	2	2	2		





# F-46

# FRAME BODY

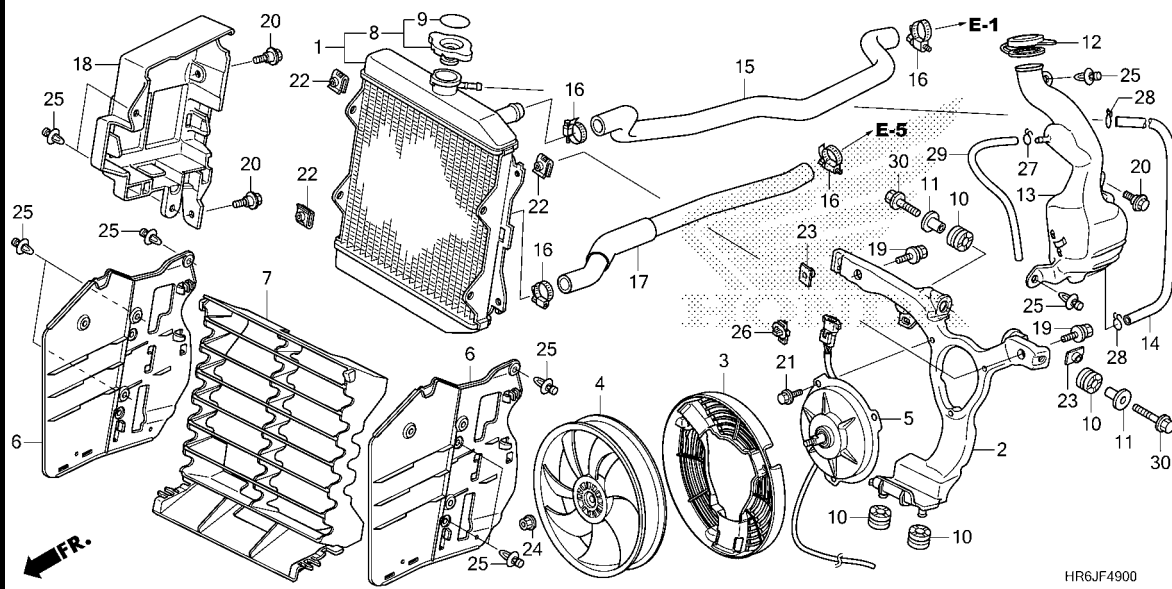


Ref. No.	Part No.	Description	Reqd. QTY						Serial No.	Parts catalogue code
			TRX520			FA7				
			L	FA6 M	N	L	M	N		
24	90305-HC4-000	NUT, SELF-LOCK, 12MM.....	3	3	3	3	3	3		
25	90651-KV6-003	BAND, WIRE, 165MM(BLACK).....	4	4	4	4	4	4		
26	90652-HF7-003	JOINT, BREATHER TUBE.....	1	1	1	1	1	1		
27	90653-HC4-900	CLIP, MUDGUARD.....	4	4	4	4	4	4		
28	90654-SA4-003	CLIP, WIRE HARNESS, 6MM(WHITE)	1	1	1	1	1	1		
29	90679-SG9-E01	BAND, SUCTION HOSE(BLACK).....	2	2	2	2	2	2		
30	90684-ZA0-601	CLIP, HARNESS.....	1	1	1	1	1	1		
31	91504-SD5-901	CLIP, WASHER MOUTH.....	1	1	1	1	1	1		
32	91535-STK-003	CLIP, COUPLER(DARK BLUE).....	3	3	3	3	3	3		
33	91535-TF0-003	CLIP, COUPLER(BROWN).....	1	1	1	1	1	1		
34	91556-SK7-003	CLIP, WIRE HARNESS(BLACK).....	1	1	1	1	1	1		
35	91558-SD5-003	CLIP, WIRE HARNESS(BLACK).....	1	1	1	1	1	1		
36	94050-10000	NUT, FLANGE, 10MM.....	3	3	3	3	3	3		
37	95701-08016-08	BOLT, FLANGE, 8X16.....	2	2	2	2	2	2		
38	95701-08022-00	BOLT, FLANGE, 8X22.....	2	2	2	2	2	2		
39	95701-10060-00	BOLT, FLANGE, 10X60.....	1	1	1	1	1	1		

3

# F-49

# RADIATOR



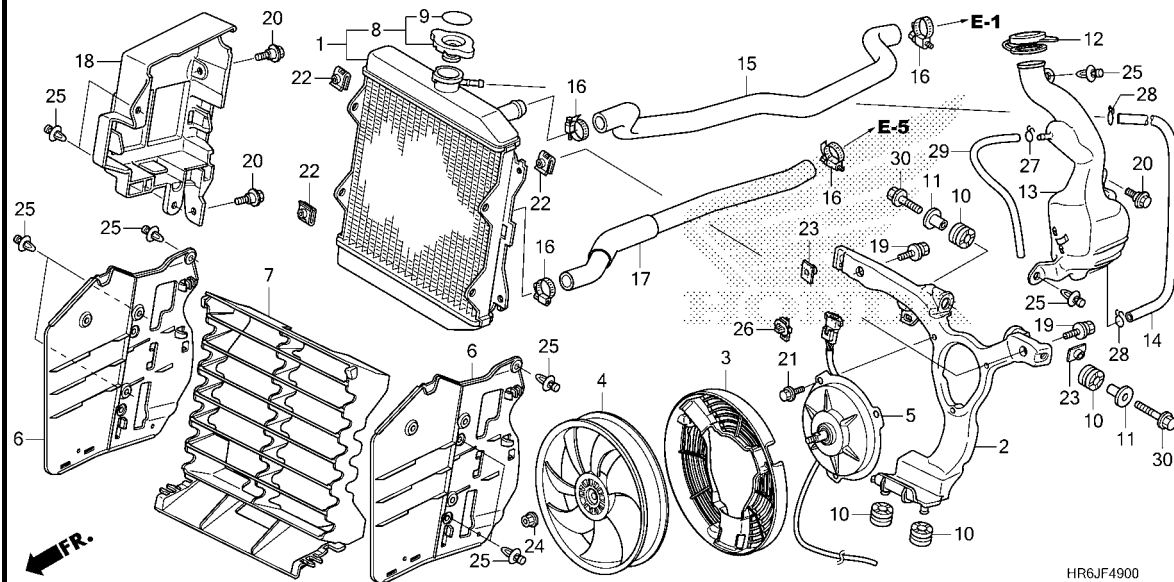
Ref. No.	L.O.N.	(Relative ref. Number) Description	F.R.T.
1	1151C3	RADIATOR	1.0
2	1151H9	STAY, COOLING FAN	1.0
4	1151A6	FAN, COOLING	1.0
5	1151A7	MOTOR, FAN	1.1
6	1151G1	COVER, RADIATOR GRILLE :LEFT	0.2
	1151G2	COVER, RADIATOR GRILLE :RIGHT	0.2
	1151G8	COVER, RADIATOR GRILLE :BOTH	0.4
7	1151B1	GRILLE, RADIATOR	0.3
8	1151B8	CAP, RADIATOR	0.1
13	115110	TANK, RADIATOR RESERVE	0.3
14	1151D6	TUBE, RADIATOR RESERVE	0.3
15	115103	HOSE, RADIATOR :UPPER	0.7
17	115104	HOSE, RADIATOR :LOWER	0.7

Ref. No.	Part No.	Description	Reqd. QTY						Serial No.	Parts catalogue code
			TRX520			FA7				
			L	FA6 M	N	L	M	N		
1	19010-HR3-A21	RADIATOR COMP.(T.RAD)	1	1	1	1	1	1		NZ,U
	19010-HR3-J21		1	1	1	-	-	-		ED
2	19015-HR3-A20	STAY, COOLING FAN	1	1	1	1	1	1		
3	19016-HR3-J20	COVER, FAN	1	1	1	-	-	-		ED
4	19020-HN2-003	FAN COMP., COOLING	1	1	1	1	1	1		
5	19030-HR3-A21	MOTOR ASSY., FAN	1	1	1	1	1	1		
6	19033-HR3-A20	COVER, RADIATOR GRILLE	2	2	2	2	2	2		
7	19034-HR6-B00	COVER, RADIATOR GRILLE CENTER	1	1	1	1	1	1		
8	19037-GEE-710	CAP COMP., RADIATOR(T.RAD)	1	1	1	1	1	1		NZ,U
	19037-MCA-G61		1	1	1	-	-	-		ED
9	19046-PAA-A00	LABEL, RADIATOR CAP	1	1	1	1	1	1		NZ,U
	19046-MCA-G61	LABEL, RADIATOR CAP(T.RAD)	1	1	1	-	-	-		ED
10	19051-KA3-830	RUBBER, RADIATOR MOUNTING	4	4	4	4	4	4		
11	19052-MGH-640	COLLAR, RADIATOR MOUNTING	2	2	-	2	2	-		
	19052-HR6-MF0		-	-	2	-	-	2		
12	19104-MB0-700	CAP, RESERVE TANK	1	1	1	1	1	1		
13	19110-HR3-A20	TANK, RADIATOR RESERVE	1	1	1	1	1	1		
14	19111-HR3-A20	TUBE, RADIATOR RESERVE	1	1	1	1	1	1		
15	19501-HR3-A20	HOSE, WATER UPPER	1	1	1	1	1	1		
16	19503-HN2-A60	BAND, WATER HOSE(27MM)	4	4	4	4	4	4		
17	19503-HR6-M00	HOSE, WATER LOWER	1	1	1	1	1	1		
18	35620-HR3-A70	HOLDER, EPS ECU	1	1	1	1	1	1		
19	90107-HN8-003	BOLT-WASHER, 6X15	2	2	2	2	2	2		
20	90111-162-000	BOLT, FLANGE, 6MM	3	3	3	3	3	3		
21	90196-MBB-003	BOLT, FLANGE, 5X10	3	3	3	3	3	3		



# F-49

# RADIATOR



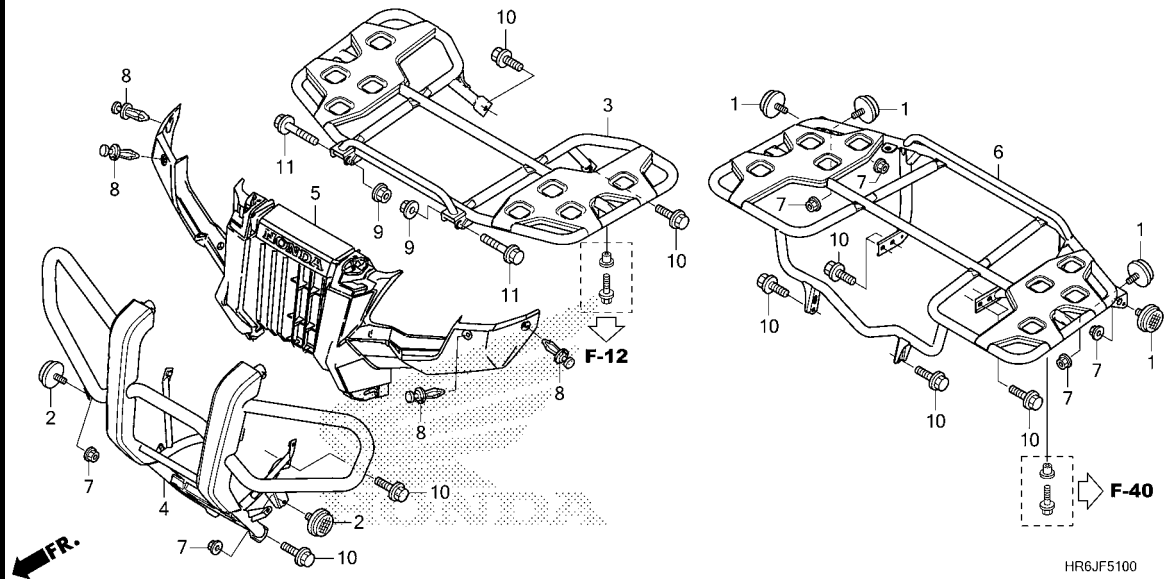
HR6JF4900

Ref. No.	Part No.	Description	Reqd. QTY						Serial No.	Parts catalogue code
			TRX520							
			L	FA6 M	N	L	FA7 M	N		
22	90201-KPR-901	NUT, CLIP, 6MM	3	3	3	3	3	3		
23	90303-HA0-680	NUT, SPECIAL, 6X7	2	2	2	2	2	2		
24	90315-MK3-003	NUT, SERRATE, 5MM	1	1	1	1	1	1		
25	90653-HC4-900	CLIP, MUDGUARD	10	10	10	10	10	10		
26	91535-STK-003	CLIP, COUPLER(DARK BLUE)	1	1	1	1	1	1		
27	95002-02080	CLIP, TUBE(B8)	1	1	1	1	1	1		
28	95002-02100	CLIP, TUBE(B10)	2	2	2	2	2	2		
29	95003-10023-10	TUBE, VINYL, 5X8X230 (95003-10001-10M)	1	1	1	1	1	1		
30	95701-06022-08	BOLT, FLANGE, 6X22	2	2	2	2	2	2		

3

# F-51

# CARRIER



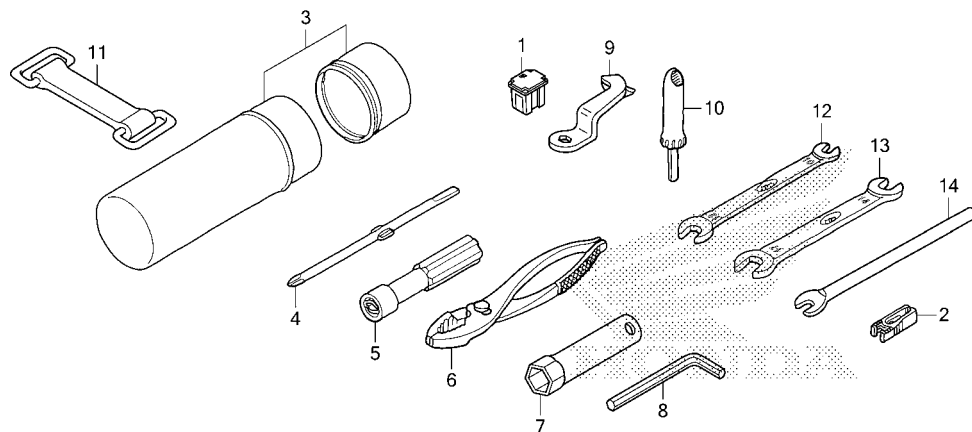
Ref. No.	L.O.N.	(Relative ref. Number) Description	F.R.T.
3	4101H5	CARRIER, LUGGAGE :FRONT .....	0.2
4	4101H3	PIPE, FRONT CARRY .....	0.7
5	4111F8	GRILLE, FRONT .....	0.9
6	4101H6	CARRIER, LUGGAGE :REAR .....	0.2

Ref. No.	Part No.	Description	Reqd. QTY						Serial No.	Parts catalogue code
			TRX520							
			L	FA6 M	N	L	FA7 M	N		
1	33741-HB9-641	REFLECTOR, RR. REFLEX(RED)...	4	4	4	4	4	4		
2	33742-HB9-641	REFLECTOR, FR. REFLEX(AMBER)·	2	2	2	2	2	2		
3	81100-HR6-B00ZA	CARRIER, FR. LUGGAGE								
		*NH1*.....BLACK	1	1	-	1	1	-		
		*NH1*.....BLACK	-	-	1	-	-	1		
4	81150-HR6-B00ZA	PIPE COMP., FR. CARRY								
		*NH1*.....BLACK	1	1	-	1	1	-		
		*NH1*.....BLACK	-	-	1	-	-	1		
5	81170-HR6-B00ZA	GRILLE, FR.								
		*NH1*.....BLACK	1	1	1	1	1	1		
6	81300-HR6-B00ZA	CARRIER, RR. LUGGAGE								
		*NH1*.....BLACK	1	1	-	1	1	-		
		*NH1*.....BLACK	-	-	1	-	-	1		
7	90301-473-003	NUT, U, 6MM(FUSE RASHI).....	6	6	6	6	6	6		
8	90653-HC4-900	CLIP, MUDGUARD.....	4	4	4	4	4	4		
9	94050-08070	NUT, FLANGE, 8MM.....	2	2	2	2	2	2		
10	95701-08016-08	BOLT, FLANGE, 8X16.....	12	12	12	12	12	12		
11	95801-08055-07	BOLT, FLANGE, 8X55.....	2	2	2	2	2	2		



# F-52

# TOOLS



HR6JF5200

Ref. No. L.O.N. (Relative ref. Number) Description F.R.T.

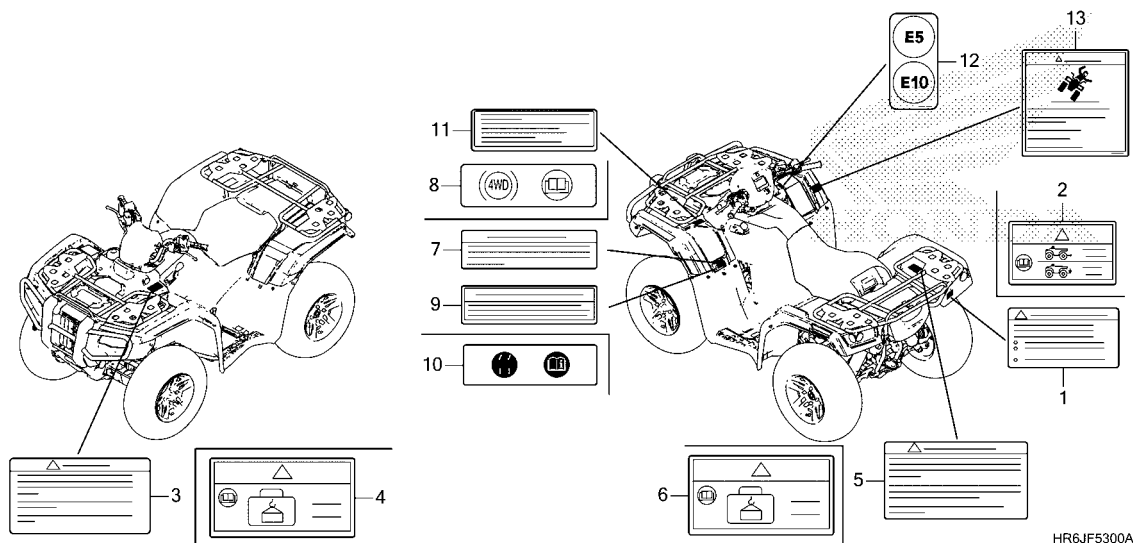
NO INFORMATION .....

Ref. No.	Part No.	Description	Reqd. QTY						Serial No.	Parts catalogue code
			TRX520			FA7				
			L	FA6 M	N	L	M	N		
1	38211-SNA-A21	FUSE, BLOCK(40A).....	1	1	1	1	1	1		
2	38235-S04-003	PULLER, MINI FUSE(SUMITOMO) ..	1	1	1	1	1	1		
3	83501-152-000	BOX, TOOL .....	1	1	1	1	1	1		
4	89102-538-000	DRIVER, SCREW(NO.2 + -).....	1	1	1	1	1	1		
5	89103-538-000	GRIP.....	1	1	1	1	1	1		
6	89210-GBJ-J00	PLIERS, 135(RIKEN) .....	1	1	1	1	1	1		
	89210-GBJ-J10	PLIERS, 135(KOWA) .....	1	1	1	1	1	1		
	99002-13500	PLIERS, 135 .....	1	1	1	1	1	1		
7	89216-MBN-670	WRENCH, PLUG .....	1	1	1	1	1	1		
8	89221-429-000	WRENCH, HEX., 5MM .....	1	1	1	1	1	1		
9	89227-HR3-A60	TOOL, GEAR CHANGE .....	1	1	1	1	1	1		
10	89301-HA0-771	GAUGE, TIRE PRESSURE(KOWA) ..	1	1	1	1	1	1		
11	95012-11001	BAND A, BATTERY .....	1	1	1	1	1	1		
12	99001-10120	SPANNER, 10X12 .....	1	1	1	1	1	1		
13	99001-14170	SPANNER, 14X17 .....	1	1	1	1	1	1		
14	99005-02000	BAR B, HANDLE .....	1	1	1	1	1	1		

3

# F-53

# CAUTION LABEL



Ref. No. L.O.N. (Relative ref. Number) Description F.R.T.

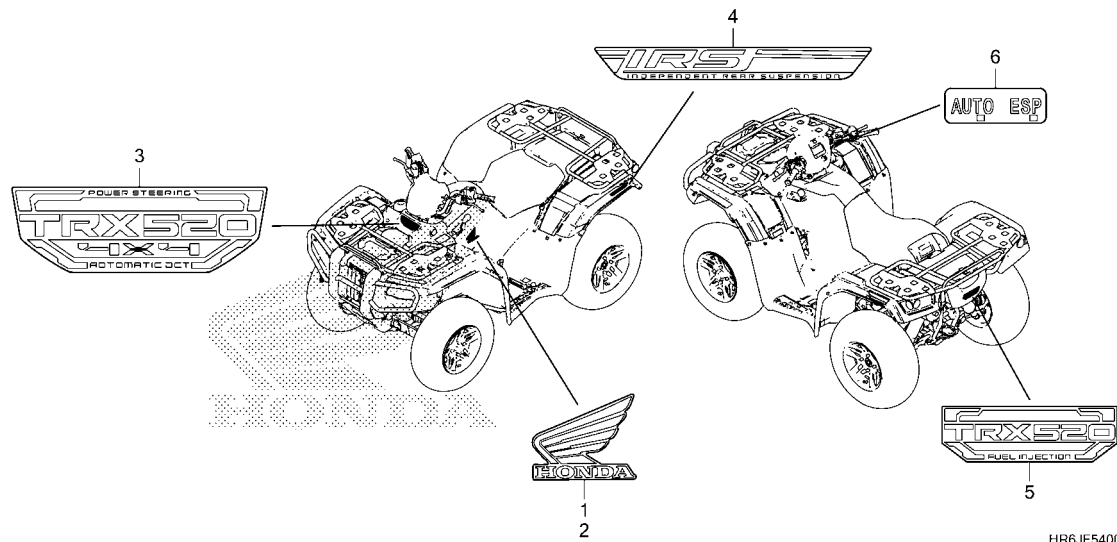
NO INFORMATION .....

Ref. No.	Part No.	Description	Reqd. QTY						Serial No.	Parts catalogue code
			TRX520							
			FA6		FA7					
			L	M	N	L	M	N		
1	87508-HR6-A60	LABEL, TRAILER HITCH.....	1	1	1	1	1	1	-----	NZ,U
2	87508-HR6-J60	LABEL, TRAILER HITCH.....	1	1	1	-	-	-	-----	ED
3	87511-HR6-A60	LABEL, FR. CARRIER.....	1	1	1	1	1	1	-----	NZ,U
4	87511-HR6-J60	LABEL, FR. CARRIER.....	1	1	1	-	-	-	-----	ED
5	87512-HR6-A60	LABEL, RR. CARRIER.....	1	1	1	1	1	1	-----	NZ,U
6	87512-HR6-J60	LABEL, RR. CARRIER.....	1	1	1	-	-	-	-----	ED
7	87543-HM7-700	LABEL, BRAKING INFORMATION (4WD)	1	1	1	1	1	1	-----	NZ,U
8	87543-HN8-760	LABEL, BRAKING INFORMATION (4WD)	1	1	1	-	-	-	-----	ED
9	87544-HR4-A20	LABEL, DRIVELINE INFORMATION (ENGLISH)	1	1	1	1	1	1	-----	NZ,U
10	87544-HR4-J20	LABEL, DRIVELINE INFORMATION	1	1	1	-	-	-	-----	ED
11	87562-HM8-850	LABEL, FRENCH TRANSLATION....	1	1	1	-	-	-	-----	ED
12	87576-HL3-S00	LABEL, FUEL.....	1	1	1	-	-	-	-----	ED
13	87140-HR3-UQ0	LABEL, ROLLOVER WARNING.....	-	1	-	-	1	-	-----	U



**F-54**

**MARK**



Ref. L.O.N. (Relative ref. Number) F.R.T.  
No. Description

NO INFORMATION .....

HR6JF5400

Ref. No.	Part No.	Description	Reqd. QTY						Serial No.	Parts catalogue code
			TRX520							
			L	FA6 M	N	L	FA7 M	N		
1	86201-HR6-B00ZA	MARK, R. WING(130MM)								
		*TYPE2*	1	1	1	-	-	-	-----	ED
	86201-HR6-B00ZB	*TYPE1*	1	1	1	-	-	-		
	86201-HR6-B90ZD	*TYPE3*	-	-	-	1	1	1		
2	86202-HR6-B00ZA	MARK, L. WING(130MM)								
		*TYPE2*	1	1	1	-	-	-	-----	ED
	86202-HR6-B00ZB	*TYPE1*	1	1	1	-	-	-		
	86202-HR6-B90ZD	*TYPE3*	-	-	-	1	1	1		
3	86611-HR6-T10ZA	MARK, FR. CENTER COVER								
		*TYPE1*	1	1	1	1	1	1		
4	86801-HR6-B00ZA	MARK, RR. FENDER								
		*TYPE1*	2	2	2	-	-	-		
	86801-HR6-B50ZA	*TYPE1*	-	-	-	2	2	2		
5	86802-HR6-T10ZA	MARK, TOOL BOX LID								
		*TYPE1*	1	1	1	1	1	1		
6	87516-HR3-A60	MARK, SELECT(ESP/AUTO)	1	1	1	1	1	1		

**3**






# PART NO. INDEX

Part Number	Page	Ref.	Part Number	Page	Ref.	Part Number	Page	Ref.	Part Number	Page	Ref.	Part Number	Page	Ref.	Part Number	Page	Ref.
27000			32101-HR6-B00	56	12	36000			41000			41627-HR4-A21	94	20	42711-HR6-BB1	98	4
			32105-HR6-A60	76	1							41631-HP5-600	104	15	42753-HF1-670	97	1
27100-HR6-B00	66	2	32146-SH3-003	123	8	36531-HR3-A22	113	9	41300-HR6-B00	103	4	41632-HP5-600	104	15			
27102-HP7-A00	66	3	32146-SJ4-003	123	9	36531-HR6-E11	113	10	41311-HR6-B00	103	5	41633-HP5-600	104	15			
27121-HR3-A60	66	4	32150-HP7-A00	66	9				41315-HL3-A00	103	6	41634-HP5-600	104	15			
27135-HP7-A01	66	5	32159-HR6-B00	56	13				41331-HR6-A60	103	7	41635-HP5-600	104	15	43000		
	73	1	32171-GJ1-003	103	3	37000			41400-HR6-A61	92	9	41636-HP5-600	104	15	43150-HL3-A01	99	3
27211-HP7-A00	66	6		107	12	37200-HR6-A71	76	2	41400-HR6-MF1	92	9	41637-HP5-600	104	15	43150-HN8-006	99	3
27231-HP7-A00	66	7	32405-HR6-A60	122	2	37200-HR6-A72	76	2	41405-HA7-670	92	10	41638-HP5-600	104	15	43210-HN8-006	99	4
27263-PX3-000	66	8	32601-HR3-A20	122	3	37700-HR6-B01	56	15		103	8	41639-HP5-600	104	15	43211-HN8-006	99	5
			32603-HR6-A60	122	4	37700-HR6-MF1	56	15	41411-HR6-A61	92	11	41640-HP5-600	104	15	43215-SH3-931	99	6
28000						37700-KZR-601	92	3	41411-HR6-MF1	92	11	41641-HP5-600	104	15	43218-T5B-003	99	7
			33000			37750-KPH-701	48	23	41412-HR4-A21	92	12	41642-HP5-600	104	15	43223-SD2-932	99	8
28102-ME9-000	59	1				37870-KZR-601	40	14	41421-HR6-A60	103	9	41643-HP5-600	104	15	43224-SD2-931	99	9
28110-HP5-600	59	2	33103-KSC-670	75	1	37880-RE1-Z01	111	20	41431-HR6-A60	103	10	41644-HP5-600	104	15	43229-SD2-931	99	10
28125-HR0-F01	59	3	33107-KAE-771	75	2	37881-P2A-000	111	21	41436-MB0-310	103	11	41645-HP5-600	104	15	43232-SD2-931	99	11
28125-HR6-MF1	59	3	33110-HR3-A20	75	3				41437-MB0-310	103	12	41646-HP5-600	104	15	43232-TA0-A01	99	11
28130-HP5-600	59	4	33117-KBR-730	75	4	38000			41438-MB0-310	103	12	41647-HP5-600	104	15	43233-TR0-A01	99	12
28400-HR0-F21	70	1	33130-HR6-B00	75	5				41450-MG9-000	103	13	41648-HP5-600	104	15	43234-SD2-931	99	13
28407-HM7-A11	70	2	33150-HR6-A61	75	6	38110-HC4-732	123	11	41451-MG9-000	103	13	41649-HP5-600	104	15	43235-S84-A51	99	14
28430-HP5-660	70	3	33160-HR3-A20	75	7	38205-HP0-B11	123	12	41452-MG9-000	103	13	41650-HP5-600	104	15	43236-S04-003	99	15
28461-HP5-661	70	4	33700-HP5-A50	121	1	38211-SNA-A21	123	13	41453-MG9-000	103	13	41651-HP5-600	104	15	43238-SD2-931	99	16
			33741-HB9-641	129	1				41454-MG9-000	103	13	41652-HP5-600	104	15	43240-S6M-J51	99	17
			33742-HB9-641	129	2	38230-HR4-A40	123	14	41455-MG9-000	103	13	41653-HP5-600	104	15	43241-SD2-931	99	18
30000						38235-S04-003	130	2	41456-MG9-000	103	13	41661-HR4-A21	94	21	43242-SD2-933	99	19
30540-MJP-G51	123	1	34000			38501-MCS-G01	123	15	41500-HR5-A21	92	13	41665-HR4-A21	94	22	43243-HN8-006	99	20
30700-MEA-671	123	2				38502-MCS-G01	123	16	41500-HR6-MF1	95	63	41666-HR4-A21	94	23	43243-SD2-931	99	20
			34901-HR3-A21	75	8	38503-MCA-A61	123	17	41521-HR4-A21	92	14	41700-HR4-A21	94	24	43245-HN8-006	99	21
			34901-HR6-A60	75	9	38562-663-920	108	16	41527-HR4-A21	92	15	41713-HR3-A60	94	25	43246-HN8-006	99	22
						38580-HR4-A21	123	18	41531-HR4-A21	92	16				43248-SD2-933	100	23
			35000			38610-HR6-B01	66	10	41540-HA0-000	103	14	42000			43249-S04-003	100	24
31110-HR6-A61	58	1				38615-HN8-003	66	11	41540-HR4-A21	92	17				43251-HN8-B01	106	8
31120-HR6-A61	58	2				38630-HN8-003	66	12	41541-HA0-000	103	14	42215-HR6-B01	117	1	43251-HR6-MF1	106	8
31120-HR6-MF1	58	2	35100-HR6-A61	81	1	38770-HR6-E12	123	19	41541-HR4-A21	92	17	42216-HR6-B01	117	2	43310-HR6-A61	101	1
31200-HR6-B01	60	1	35121-HF1-881	81	2	38770-HR6-EC2	124	19	41542-HA0-000	103	14	42220-HR6-B01	117	3	43352-568-003	96	3
31201-MEW-921	60	2	35122-HF1-881	81	2	38770-HR6-M02	123	19	41542-HR4-A21	92	17	42220-HR6-MF1	117	3		100	25
31202-MEW-921	60	3	35140-HR6-B01	77	2	38770-HR6-MF2	123	19	41543-HA0-000	103	14	42225-HR6-B01	117	4	43352-HC5-971	100	25
31203-MEW-921	60	4	35160-HR6-B01	123	10	38800-HR3-A21	56	16	41543-HR4-A21	93	17	42226-HR6-B01	117	5	43353-461-771	96	4
31204-MEW-921	60	5	35180-HM8-851	77	3	38800-HR6-B01	56	17	41544-HA0-000	103	14	42230-HR6-B01	117	6		100	26
31205-HP5-601	60	6	35181-HM8-V81	77	4				41544-HR4-A21	93	17	42240-HR6-B01	117	7	43452-HR3-A20	77	9
31206-MEW-921	60	7	35300-HR3-A61	77	5	39000			41545-HA0-000	103	14	42250-HR6-B01	117	8	43459-HB2-000	100	27
31207-HP5-601	60	8	35300-HR3-FG1	77	5	39980-HR6-A62	124	20	41545-HR4-A21	93	17	42250-HR6-MF1	117	8	43460-HR6-A61	77	10
31208-MEW-921	60	9	35340-MGS-D31	79	1	39981-HN2-B70	124	21	41546-HA0-000	104	14	42400-HR4-A21	94	26	43462-HR6-A60	101	2
31209-MEW-921	60	10	35340-ML4-005	77	6				41546-HR4-A21	93	17	42400-HR6-MF1	94	26	43464-HR6-A60	101	3
31210-MEW-921	60	11	35345-HF1-830	77	7				41547-HA0-000	104	14	42400-HR6-MF1	94	27	43503-MB2-006	101	4
31300-HP5-601	50	5	35350-HR5-AL1	114	1	40000			41547-HR4-A21	93	17	42451-HN7-003	94	28	43504-MB2-006	101	5
31500-HR0-F01	122	1	35350-HR6-A61	114	1				41548-HA0-000	104	14	42452-HN7-003	94	28	43510-HN8-016	101	6
31500-HR0-F11	122	1	35357-HP5-600	114	2	40200-HR6-A60	106	1	41548-HR4-A21	93	17	42453-HN7-003	94	28	43511-HR6-B01	101	7
31600-MKN-D51	123	3	35400-HR6-A61	77	8	40203-HP7-A00	106	2	41549-HR4-A21	93	17	42454-HN7-003	94	28	43512-HR6-A61	101	8
31651-HR4-G20	123	4	35600-HL4-003	55	2	40215-HM7-000	92	4	41550-HR4-A21	93	17	42455-HN7-003	94	28	43513-MY1-006	101	9
31652-HP0-A01	84	1	35600-HR3-A21	107	13	40215-HN0-671	106	3	41551-HR4-A21	93	17	42456-HN7-003	94	28	43514-KS6-701	101	10
31653-HP0-A01	84	2	35600-HR6-B01	56	14	40300-HR3-A20	106	4	41552-HR4-A21	93	17	42457-HN7-003	94	28	43514-MN9-006	101	11
31655-HP0-A01	84	3	35610-HR3-A20	107	14	40321-HR0-F00	106	5	41553-HR4-A21	93	17	42461-HN5-671	94	29	43520-MG9-315	101	12
31700-HP1-841	123	5	35611-HR3-A20	107	15	40322-HN8-000	106	6	41554-HR4-A21	93	17	42610-HP7-A00	98	1	43530-MM5-006	101	13
31730-MAS-601	123	6	35620-HR3-A70	127	18	40323-HN8-000	106	7	41555-HR4-A21	93	17	42650-HN8-J40ZA	98	2			
			35850-HN7-003	122	5	40400-HR6-A61	92	5	41556-HR4-A21	93	17	42650-HR5-A20ZA	98	2	44000		
			35850-HR3-FA1	122	5	40402-HR3-A20	92	6	41557-HR4-A21	94	17	42650-HR6-A60	98	3			
			35856-HP5-600	122	6	40410-HR6-A60	92	7	41560-HR4-A21	94	18	42711-HR4-AJ1	98	4	44215-HR3-W51	90	1
32100-HR6-M10	123	7				40420-HM7-A00	92	8	41565-HR4-A21	94	19	42711-HR6-A61	98	4	44215-HR6-B01	90	2
32100-HR6-MG0	123	7															

# PART NO. INDEX

Part Number	Page	Ref.	Part Number	Page	Ref.	Part Number	Page	Ref.	Part Number	Page	Ref.	Part Number	Page	Ref.
44216-HR6-B01	90	3	46000			51380-HR6-MJ0ZB	89	7	53191-HN8-000	78	25	61200-HR6-680ZB	85	14
44220-HR3-HC1	90	4				51400-HR6-A71ZA	88	1	53192-HR6-M00	78	26	61304-958-003	125	17
44220-HR3-W51	90	4	46182-MEL-D21	101	16	51400-HR6-A71ZB	88	1	53193-HA0-770	78	27	61305-HR6-T10ZA	85	15
44226-HR3-W51	90	5	46394-S04-003	79	16	51489-HP5-601	118	1	53193-HN8-000	78	28	61310-HR6-B00ZA	85	16
44230-HR3-W51	90	6	46504-HN8-006	101	17				53205-HR6-660ZB	81	6	61320-HR6-B00ZA	85	17
44240-HR6-B01	90	7	46510-HR6-B00	114	3	52000			53205-HR6-660ZE	81	6	61322-HR6-B00	85	18
44250-HR6-B01	90	8	46513-HR3-A20	114	4				53205-HR6-660ZM	81	6	61330-HR6-B00ZA	85	19
44250-HR6-MF1	90	8	46666-HB9-006	79	17	52101-HR3-A20	125	16	53205-HR6-680ZB	81	6			
44350-HR6-B01	90	9				52205-HR6-B00	117	10	53206-HR6-A60ZA	81	7	64000		
44350-HR6-MF1	90	9	50000			52206-HN8-000	117	11	53207-HR6-A60	81	8			
44615-HR3-A20	97	2				52308-HR6-A60	116	2	53220-HR3-A20	82	1	64206-MJ0-000	81	9
44650-HR5-A20ZA	97	3	50100-HR6-M00	125	1	52309-HR6-A60	116	3	53220-HR6-MF0	82	1	64209-MN5-000	86	15
44650-HR6-A60	97	4	50100-HR6-MF0	125	1	52310-HR6-A61	116	4	53221-HP1-003	82	2	64365-040-000ZH	85	20
44711-HR4-AJ1	97	5	50200-HR6-A60	125	2	52315-HR6-A60	115	1	53230-HR4-A50	82	3			
44711-HR6-A61	97	5	50201-HP5-600	125	3	52320-HR6-A61	116	5	53310-HR3-A70	82	4	66000		
44711-HR6-BB1	97	5	50202-HP0-A50	125	4	52325-HR6-A60	115	2	53521-HR4-A20	83	3			
44732-HC4-010	97	6	50203-HM7-003	125	5	52330-HR6-A61	116	6	53526-679-000	83	4	66301-HR3-A20	85	21
	98	6	50204-HP5-600	125	6	52350-HR6-B00ZB	115	3	53600-HR3-A71	82	5	66302-HR3-A20	85	22
44732-HR6-A60	97	7	50304-HN8-000	125	7	52350-HR6-MF0ZA	115	3						
	98	7	50304-KS3-900	104	16	52360-HR6-B00ZB	115	4	54000			77000		
			50330-HR3-A40	124	22	52360-HR6-MF0ZA	115	4	54050-HL1-A00ZA	86	1	77100-HR6-A61ZA	110	1
45000			50334-HR0-F00	122	7	52370-HR6-B00ZB	115	5	54050-HR6-A60	86	2	77100-HR6-J60ZA	110	1
			50340-HR6-A60	125	8	52370-HR6-B00ZC	115	5	54313-HR6-A60	86	3	77206-GF0-000	110	2
45107-HP5-601	96	5	50350-HR3-A20	125	9	52370-HR6-MF0ZC	115	5	54315-HR6-A60	86	4	77207-HA0-000	119	1
45108-166-006	96	6	50351-HP5-600	125	10	52380-HR6-B00ZB	115	6	54320-HR6-A60	86	5			
45108-HN8-006	100	28	50355-HR6-A60	125	11	52380-HR6-B00ZC	115	6	54324-HM7-000	86	6	80000		
45115-GE3-602	96	7	50360-HR3-A20ZA	125	12	52380-HR6-MF0ZC	115	6	54325-HR6-A60	86	7	80101-HR3-A20	119	2
45126-HR6-A61	79	2	50370-HR3-A20	125	13	52380-HR6-MJ0ZB	115	6	54330-HR6-A60	86	8	80110-HR6-B00ZB	119	3
45127-HR6-A61	79	3	50380-HR6-A60	125	14	52400-HR6-A61ZA	118	2	54332-HR6-A60	86	9	80110-HR6-B00ZC	119	3
45128-HR3-A20	79	4	50608-HR0-F00	113	11	52400-HR6-A61ZB	118	2	54335-HR6-A60	86	10	80110-HR6-E10ZA	119	3
45132-166-016	96	8	50610-HR3-A20	114	5	52464-HR6-A60	117	12	54336-HR6-A60	86	11	80110-HR6-E10ZB	119	3
45133-166-016	96	9	50611-HR6-B00	114	6	52486-HP7-A01	118	3	54337-HM7-000	86	12	80110-HR6-E10ZD	119	3
45134-GE3-601	96	10	50612-HR6-B00	114	7	52489-HF7-003	88	2	54341-HR6-A60	86	13	80110-HR6-E10ZE	119	3
45150-HP5-601	96	11	50810-HN8-000	125	15				54369-HR6-A60	86	14	80110-HR6-ECOZA	119	3
45190-HP5-601	96	12				53000						80110-HR6-ECOZB	119	3
45203-MG3-016	96	13	51000			53100-HR6-B00	81	3	61000			80110-HR6-EC0ZB	119	3
45215-GE2-016	96	14				53111-HR6-M00	81	4	61100-HR4-BJ0ZC	84	4	80110-HR6-MF0ZA	119	3
45218-166-006	96	15	51108-HP0-A00	117	9	53113-HR3-A20	81	5	61100-HR4-T20ZA	84	4	80110-HR6-NB0ZB	119	3
45233-S3Y-003	100	29	51200-HR3-A20	90	12	53143-HR3-305	77	11	61100-HR4-T20ZB	84	4	80110-HR6-T20ZB	119	3
45235-S3Y-003	100	30	51207-HN2-000	79	18	53144-HA0-010	77	12	61100-HR4-T20ZC	84	4	80121-HR6-B00ZA	119	4
45241-S3Y-003	100	31	51250-HR3-A20	90	13	53145-HA0-770	77	13	61100-HR6-AM0ZA	84	5	80122-HR6-B00ZA	119	5
45250-HP5-601	96	16	51306-S2K-N01	116	1	53146-HM8-000	77	14	61100-HR6-BJ0ZC	84	5	80210-HR6-A60ZA	119	6
45251-HR6-A62	97	8	51315-HR6-B00	89	1	53147-HN0-670	77	15	61100-HR6-ECOZA	84	4	80214-HM5-850	119	7
45255-HR3-A20	90	10	51316-HR6-B00	89	2	53148-HA0-000	77	16	61100-HR6-EC0ZB	84	4	80215-HR6-T10ZA	119	8
45256-HR3-A20	90	11	51325-HR6-B00	90	14	53157-HP5-003	83	1	61100-HR6-MF0ZB	84	4	80219-HC4-000	121	2
45290-HP5-601	96	17	51326-HR6-B00	90	15	53158-HP5-003	83	2	61103-HM5-670ZB	84	6	80222-HR6-A60	119	9
45461-HR3-A20	79	5	51350-HR6-B00ZB	89	3	53165-HP5-600	77	17	61103-HR0-F00ZA	84	7	80223-HR6-A60	119	10
45462-HR0-F00	79	6	51350-HR6-MF0ZA	89	3	53165-HR6-A60	77	17	61104-HM5-670ZA	84	8	80224-HR6-B00	120	11
45464-HR3-A20	79	7	51360-HR6-B00ZB	89	4	53167-HP5-600	77	18	61105-KA8-000	84	9			
45471-HR3-A20	79	8	51360-HR6-MF0ZA	89	4	53172-HR6-T10	77	19	61107-HR4-A20	84	10	81000		
45504-410-003	79	9	51370-HR6-B00ZB	89	5	53172-376-000	77	20	61110-HR4-L20ZB	85	11	81100-HR6-B00ZA	129	3
45510-HR3-A21	79	10	51370-HR6-B00ZC	89	5	53174-HN5-V60	77	21	61110-HR4-L20ZF	85	11	81100-HR6-MF0ZA	129	3
45513-KK1-771	79	11	51370-HR6-MF0ZC	89	5	53175-HR3-A21	79	19	61110-HR6-680ZB	85	11	81150-HR6-B00ZA	129	4
45517-166-006	79	12	51370-HR6-MJ0ZB	89	5	53176-HR3-A21	79	20	61122-HR4-A20	85	12	81150-HR6-MF0ZA	129	4
45520-300-000	101	14	51375-HP5-601	89	6	53177-HR6-M00	78	22	61200-HR4-L20ZA	85	13	81170-HR6-B00ZA	129	5
45520-MG7-006	79	13				53178-HR6-M00	78	23	61200-HR4-T20ZA	85	13	81300-HR6-B00ZA	129	6
45521-HA2-006	79	14	51380-HR6-B00ZB	89	7	53179-HR6-M00	78	24	61200-HR4-T20ZB	85	13			
45521-MJ6-006	101	15	51380-HR6-B00ZC	89	7									
45530-MCA-006	79	15	51380-HR6-MF0ZC	89	7									




# PART NO. INDEX

Part Number	Page	Ref.	Part Number	Page	Ref.	Part Number	Page	Ref.	Part Number	Page	Ref.	Part Number	Page	Ref.	Part Number	Page	Ref.
89000			90111-147-000	120	15		115	9	90554-KA5-680	48	28		65	34	91302-001-020	95	51
				125	20		116	7	90554-MCA-000	65	31	91009-HF1-671	48	30		105	30
89102-538-000	130	4	90111-162-000	81	11		118	7	90599-767-C10	48	29	91012-KF0-000	95	42	91302-HB3-004	57	29
89103-538-000	130	5		85	26		125	23	90601-329-000	65	32	91015-HR0-F21	55	6		73	1
89210-GBJ-J00	130	6		86	17	90305-HC4-000	83	5	90602-GFZ-000	55	5	91021-HP7-A01	53	19	91302-HM7-A00	95	52
89210-GBJ-J10	130	6		107	19		126	24	90603-P24-A11	53	17		65	35	91302-HN5-671	95	53
89216-MBN-670	130	7		111	22	90309-KF0-003	86	21	90603-PL4-000	53	17	91022-HP7-A01	48	31	91302-P6H-003	66	19
89221-429-000	130	8		127	20	90310-HB9-000	89	10	90604-HA0-000	56	22	91050-HN0-A11	50	6		73	1
89227-HR3-A60	130	9	90111-187-000	90	17		90	19	90605-166-720	51	12	91050-HN7-003	50	7	91302-PL4-003	53	20
89301-HA0-771	130	10		125	21	90314-HM5-A10	97	13	90605-P24-A01	53	18	91051-719-003	68	24		73	1
			90111-HP0-A00	114	8		98	11	90605-PC9-000	53	18	91051-HP6-A01	117	17	91303-377-000	55	7
90000			90111-KT1-780	89	8	90315-MAT-006	101	20	90613-HR6-A60	69	14	91051-HR3-A21	91	24		73	1
				115	7	90315-MK3-003	128	24	90616-HR6-A60	69	15	91051-HR4-A21	95	43	91303-679-003	70	7
90002-892-000	71	20	90114-HN8-000	78	29	90381-MT3-000	105	24	90638-HN7-000	113	15	91051-V19-003	61	7		73	1
90004-GHB-670	66	13	90114-HP0-A00	90	18	90401-HP0-A00	65	23	90651-HP6-A00	117	13	91052-HN2-B71	69	17	91303-HM7-003	95	54
90004-GHB-700	66	14	90114-KGH-900	79	22	90401-HP1-670	65	24	90651-HR3-A20	90	20	91052-HR4-A21	95	44	91303-HM7-A00	95	55
90005-MM4-000	40	15	90115-659-003	86	21	90401-HP7-A00	65	25	90651-HR3-W51	90	21	91053-719-005	48	32		106	11
90009-PNA-000	40	16	90115-HA6-000	78	30	90403-HN8-000	65	26	90651-HR4-A21	95	38	91053-HR4-A21	95	45	91303-KF0-003	48	36
90010-MCH-000	59	6	90115-HA7-670	96	18		69	11	90651-KV6-003	56	23	91054-HR4-A21	95	46		73	1
90011-MGE-D00	56	18	90115-HR6-MF0	86	18	90403-HP5-600	42	18		124	23	91055-HR4-A21	95	47		95	56
90012-426-000	42	16	90115-MAL-600	86	18	90405-HP7-A00	65	27		126	25	91060-HN0-A11	50	8	91303-P6H-003	66	20
90013-HR0-F00	61	5	90116-HP5-600	56	19	90406-HR6-A60	51	8	90651-MA5-671	80	25	91062-HA7-672	105	26		73	1
90014-HR0-F00	61	6	90118-968-000	86	19	90407-HR6-A60	51	9	90651-MA6-720	81	12	91064-HL4-A01	105	27	91303-PC9-003	53	21
90021-HP7-A00	67	20	90120-HC4-000	118	5	90417-360-000	44	5		124	24	91101-HN2-003	51	13		73	1
90023-MM5-000	40	17		125	22		67	22	90652-HF7-003	126	26	91151-HR4-A21	95	48	91303-PC9-004	53	21
90023-MR5-670	44	4	90121-HL1-A00	115	8	90417-HA0-000	82	9	90652-HR3-W51	91	22	91201-MV4-003	48	33		73	1
	67	21	90131-MS6-900	100	32	90432-MR1-000	53	15	90652-HR4-A21	95	39	91201-PA9-004	50	9	91304-HP5-601	48	37
90024-612-000	48	24	90133-HP5-600	105	20	90441-706-000	42	19	90652-KT1-771	122	10	91202-107-003	57	25		61	8
	66	15	90134-HP5-600	105	21		46	7	90653-HC4-900	81	13	91202-HP0-A01	70	6		73	1
90051-PNA-000	107	17	90136-428-870	86	20		72	1		85	27	91202-HR0-F01	69	18	91305-KF0-003	48	38
90052-ZA0-800	122	8	90145-MS9-612	79	23		73	1		107	20	91204-HR0-F01	57	26		73	1
90071-MB0-000	60	12		101	19	90443-MB0-000	48	25		109	8	91205-KF0-003	50	10	91305-MG7-003	48	39
	122	9	90163-SZ3-000	88	3		73	1		111	23	91206-968-004	114	10		73	1
90081-HR6-A60	70	5	90182-MB2-003	95	34	90451-GF6-000	67	23		120	17	91208-689-005	57	27	91306-105-690	42	20
90083-GB6-911	58	3	90183-HM5-850	113	13	90451-KY1-000	65	28		126	27	91210-HA0-003	78	33		72	1
90084-KY2-000	55	3	90196-MBB-003	127	21	90452-HP7-A00	53	16		128	25	91210-HA0-004	78	33	91307-KF0-003	48	40
90101-HN8-000	94	30	90201-HA0-000	40	18	90454-KF0-000	65	29		129	8	91212-422-006	102	22		73	1
90101-HR6-A60	118	4	90201-KPR-901	128	22	90455-ML7-000	65	30	90653-HR3-W51	91	23	91251-HL3-A01	105	28	91307-PA9-003	53	22
90101-HR6-B00	104	17	90204-634-000	40	19	90457-HN2-000	51	10	90653-HR4-A21	95	40	91251-HR4-A21	95	49		74	1
90101-KCE-000	113	12	90206-250-000	42	17	90457-HR6-A60	69	12	90653-HR6-B01	117	14	91251-HR6-A61	105	29	91307-PLC-004	40	22
90101-PPD-000	107	18	90213-S73-003	82	7	90458-292-000	69	13	90654-HR4-A21	95	41	91251-HR6-MF1	95	49		72	1
90102-HN5-670	120	14		118	6	90459-KB4-670	51	11	90654-HR6-B01	117	15	91252-HC5-003	95	50	91308-HN0-A10	57	30
90102-HR4-A21	94	31	90235-HM7-000	51	7	90465-MM9-000	40	20	90654-SA4-003	126	28	91253-HP7-A01	118	9		74	1
90102-HR6-B00	94	32	90236-HN5-M00	53	14	90471-580-000	48	26	90657-HR6-B01	117	16	91262-HN8-003	117	18	91309-425-003	60	13
90103-147-000	125	18	90242-HL1-A00	105	22		66	16	90660-SB2-000	120	18	91301-107-000	48	34		74	1
90103-HN0-A60	98	8	90244-HA0-000	95	35		73	1	90662-HN5-M00	112	24		73	1	91310-HR6-B00	57	31
90103-HN8-300	97	9	90301-473-003	129	7		95	37	90678-HN2-830	112	25	91301-428-003	40	21		74	1
90103-HP7-A30	82	6	90301-HM8-000	113	14		105	25	90679-SG9-E01	126	29		72	1	91311-MB0-003	95	57
90103-MCS-G00	79	21	90301-HR6-A61	97	11	90501-HA0-000	78	31	90684-ZA0-601	126	30	91301-473-003	66	17	91313-MB0-003	54	7
	101	18		98	9	90501-HP7-A00	118	8	90696-HN2-830	112	26		73	1		74	1
90103-MY1-000	105	18	90302-187-000	120	16	90504-HA0-000	78	32	90741-ZE2-000	62	7	91301-GR0-004	57	28	91313-MN5-004	48	41
90105-HN8-000	86	16	90303-HA0-680	128	23	90505-GJ3-600	56	20					73	1		55	8
	106	9	90304-HM7-A10	97	12	90512-303-000	114	9	91000			91301-HM7-A00	106	10		74	1
	97	10		98	10	90545-300-000	80	24				91301-HR3-A40	73	1	91314-PC9-003	48	42
90106-MEJ-000	125	19	90305-HC0-770	82	8		102	21	91001-HM7-008	62	8	91301-KZL-931	71	21		74	1
90107-HN8-003	127	19		88	4	90545-MC0-000	48	27	91002-HP5-601	62	9	91301-P6H-003	66	18	91315-PC9-004	48	43
90107-HP5-600	59	5		89	9		55	4	91005-HP7-A01	65	33		73	1		74	1
90109-371-000	94	33		95	36		56	21	91006-HP5-601	69	16	91301-P7X-003	48	35	91316-612-000	57	32
	105	19		105	23		73	1	91006-HP7-A01	56	24		73	1		74	1

## PART NO. INDEX

Part Number	Page	Ref.	Part Number	Page	Ref.	Part Number	Page	Ref.	Part Number	Page	Ref.	Part Number	Page	Ref.	Part Number	Page	Ref.
91316-MJ8-003	48	44	94050-04000	57	34		87	25	95801-06025-00	60	16						
	74	1	94050-06000	80	28		102	26	95801-08045-00	114	14						
91319-ME5-003	57	33	94050-08000	114	11	95701-06014-00	66	22	95801-08055-07	129	11						
	74	1	94050-08070	129	9		70	8	95801-10065-00	89	13						
91320-MB0-000	60	14	94050-10000	126	36		122	13		115	10						
91331-PC9-003	54	8	94101-06800	87	23		124	26	95801-10160-00	82	12						
	74	1	94101-08800	113	16	95701-06016-00	57	36									
91351-HM8-A51	50	11	94103-04000	75	11		87	26	96000								
	74	1	94109-12000	49	46		124	27									
91351-HR4-A21	95	58		74	1	95701-06016-08	85	30	96001-06016-07	95	62						
91355-759-003	105	31	94111-10800	100	33		120	22	96001-06022-07	80	30						
	106	12	94201-20151	87	24	95701-06018-00	124	28	96001-06045-00	58	4						
91504-SD5-901	126	31	94201-20220	83	7	95701-06020-00	41	26	96100-60000-00	61	15						
91532-HA0-020	78	34		102	24		44	6	96100-62020-00	42	23						
91535-STK-003	126	32	94201-30180	89	11		102	27	96100-62033-00	62	10						
	128	26		91	25	95701-06020-08	87	27	96100-62040-00	65	36						
91535-TA0-003	78	35	94201-30250	82	10		95	61	96100-62050-00	57	41						
	124	25		114	12	95701-06022-00	42	21	96100-62073-00	105	34						
91535-TF0-003	126	33	94201-40400	97	14		49	50	96100-63050-00	65	37						
91556-SK7-003	120	19		98	12		124	29	96211-05000	69	19						
	126	34	94251-08000	107	22	95701-06022-08	128	30	96220-40080	68	28						
91558-SD5-003	112	27	94301-08100	66	21	95701-06025-00	46	9	96220-40158	54	11						
	126	35	94301-08140	40	24		55	10	96400-10040-00	88	5						
				49	47	95701-06025-07	68	27									
92000				50	12		80	29	98000								
				55	9	95701-06030-00	107	24									
92800-12000	48	45		57	35	95701-06032-00	45	4	98079-5514E	41	29						
92900-08025-0B	40	23		61	9		66	23	98200-41000	124	31						
				68	25	95701-06035-00	50	13	98200-42000	124	32						
93000			94301-08200	54	9		57	37	98200-43000	124	33						
			94301-12160	41	25		66	24									
93500-04016-0G	78	36		45	3	95701-06040-00	49	51	99000								
93500-05010-1H	71	22	94510-12000	68	26		54	10									
93500-05014-0G	78	37	94514-34000	89	12		55	11	99001-10120	130	12						
93500-05018-0G	78	38		91	26		57	38	99001-14170	130	13						
93500-05028-0G	78	39	94520-28000	49	48		61	10	99002-13500	130	6						
93500-06016-0G	78	40				95701-06050-00	41	27	99005-02000	130	14						
93600-04012-1G	80	26	95000				50	14									
93891-04012-07	78	41					55	12									
93892-05012-08	60	15	95002-02080	108	17		57	39									
93893-04012-17	80	27		128	27	95701-06055-00	66	25									
	102	23		128	28	95701-06060-00	61	11									
93893-04022-07	78	42	95002-02100	49	49	95701-06065-00	41	28									
93903-24120	85	28	95002-02130	105	32		55	13									
93903-25110	107	21	95002-02650	95	59	95701-06070-00	61	12									
	109	9	95002-35000	108	18	95701-06085-00	61	13									
93903-25220	85	29	95002-40850-08	46	8	95701-06085-00	49	52									
	120	20	95002-41250-08		10	95701-06090-00	57	40									
93913-25310	76	3	95003-10023-10	128	29		61	14									
93913-25380	75	10	95005-35660-30	95	60	95701-08016-00	42	22									
	81	14	95005-35845-30	105	33	95701-08016-07	124	30									
			95005-45750-20	108	19	95701-08016-08	82	11									
94000			95011-63000	107	23		114	13									
			95012-11001	130	11		126	37									
94001-06070-0S	78	43	95012-17001	120	21		129	10									
94002-06000-0S	78	44		122	12	95701-08020-08	116	8									
	87	22	95015-32001	100	34	95701-08022-00	126	38									
94002-06390-0S	122	11	95015-54000	102	25	95701-08038-08	81	15									
94031-12280	83	6	95701-06012-00	78	45	95701-10060-00	126	39									



## PART NAME INDEX

Part name	Page	Ref.	Part name	Page	Ref.	Part name	Page	Ref.
[ A ]			BATTERY .....	122	1	BOLT, FLANGE TORX, 8X20 .....	59	5
ACTUATOR ASSY. ....	94	24	BEARING A .....	99	8	BOLT, FLANGE, 10X110 .....	115	8
ADJUSTER, TENSIONER .....	44	3	BEARING SET, NEEDLE .....	92	1	BOLT, FLANGE, 10X122 .....	104	17
ARM ASSY., L. FR. LOWER .....	89	4		103	1	BOLT, FLANGE, 10X153 .....	105	18
ARM ASSY., L. FR. UPPER .....	89	7	BEARING, 16005 .....	68	24	BOLT, FLANGE, 10X160 .....	82	12
ARM ASSY., L. RR. LOWER .....	115	4	BEARING, ANGULAR BALL .....	91	24	BOLT, FLANGE, 10X35 .....	105	21
ARM ASSY., L. RR. UPPER .....	115	6	BEARING, ANGULAR BALL,			BOLT, FLANGE, 10X39 .....	82	6
ARM ASSY., R. FR. LOWER .....	89	3	34X61X27	117	17	BOLT, FLANGE, 10X40 .....	88	5
ARM ASSY., R. FR. UPPER .....	89	5	BEARING, NEEDLE, 12X16X10 .....	48	32	BOLT, FLANGE, 10X45 .....	88	3
ARM ASSY., R. RR. LOWER .....	115	3	BEARING, NEEDLE, 12X18X12 .....	95	47	BOLT, FLANGE, 10X50 .....	118	5
ARM ASSY., R. RR. UPPER .....	115	5	BEARING, NEEDLE, 16X28X13 .....	48	31		125	22
ARM COMP., SHIFT CHANGE .....	86	3	BEARING, NEEDLE, 20X26X12 .....	61	7	BOLT, FLANGE, 10X60 .....	126	39
ARM COMP., STEERING .....	82	3	BEARING, NEEDLE, 23X27X13 .....	53	19	BOLT, FLANGE, 10X65 .....	89	13
ARM COMP., THROTTLE .....	77	12		65	35		115	10
ARM, EX. VALVE ROCKER .....	42	6	BEARING, RADIAL BALL .....	62	8	BOLT, FLANGE, 10X66 .....	95	34
ARM, IN. VALVE ROCKER .....	42	5	BEARING, RADIAL BALL,			BOLT, FLANGE, 10X96 .....	94	32
			32X58X13	105	26	BOLT, FLANGE, 12X193 .....	125	19
			BEARING, RADIAL BALL, 15X32X9	48	30	BOLT, FLANGE, 14X155 .....	118	4
			BEARING, RADIAL BALL, 17X35X10	95	46	BOLT, FLANGE, 5X10 .....	71	20
			BEARING, RADIAL BALL, 22X47X14	69	16		127	21
			BEARING, RADIAL BALL, 32X28X13	95	44	BOLT, FLANGE, 5X20 .....	71	3
			BEARING, RADIAL BALL, 32X58X13	95	43	BOLT, FLANGE, 6MM .....	81	11
			BEARING, RADIAL BALL, 35X62X18	65	33		85	26
			BEARING, RADIAL BALL, 40X85X18	62	9		86	17
			BEARING, RADIAL BALL, 45X68X12	95	45		89	8
			BEARING, RADIAL BALL, 6000 .....	61	15		90	17
			BEARING, RADIAL BALL, 60/28 .....	69	17		107	19
			BEARING, RADIAL BALL, 6202 .....	42	23		111	22
			BEARING, RADIAL BALL, 6203 .....	56	24		114	8
				62	10		115	7
				65	34		120	15
				65	36		125	20
			BEARING, RADIAL BALL, 6204 .....	65	36		127	20
			BEARING, RADIAL BALL, 6205 .....	57	41		113	12
			BEARING, RADIAL BALL, 6207 .....	105	34	BOLT, FLANGE, 6X10 .....	113	12
			BEARING, RADIAL BALL, 626ZZ .....	50	8	BOLT, FLANGE, 6X12 .....	78	45
			BEARING, RADIAL BALL, 6305 .....	65	37		79	21
			BEARING, RADIAL BALL, 63/28 .....	105	27		87	25
			BEARING, RADIAL BALL, 6806 .....	55	6		101	18
			BEARING, RADIAL BALL, 696ZZ .....	50	6		102	26
			BEARING, RADIAL BALL, 699ZZ .....	50	7		102	26
			BODY ASSY., THROTTLE .....	71	8	BOLT, FLANGE, 6X14 .....	66	22
			BODY ASSY., VALVE .....	66	2		70	8
			BODY B, OIL PUMP .....	54	4		122	13
			BODY COMP. A, OIL PUMP .....	54	3		124	26
			BODY COMP., AIR CLEANER .....	111	2	BOLT, FLANGE, 6X16 .....	57	36
			BODY COMP., FRAME .....	125	1		85	30
			BODY SET .....	71	9		87	26
			BODY, CONTROL MAIN .....	66	3		95	62
			BOLT-WASHER, 6X12 .....	67	20		120	22
			BOLT-WASHER, 6X15 .....	127	19		124	27
			BOLT, 8X17 .....	94	30	BOLT, FLANGE, 6X18 .....	124	28
			BOLT, ADJUSTER .....	100	24	BOLT, FLANGE, 6X20 .....	41	26
			BOLT, ARRESTER .....	113	13		44	6
			BOLT, CHANGE PIVOT .....	86	18		86	19
			BOLT, CHANGE STOPPER .....	56	10		87	27
			BOLT, DISK, 6X17 .....	86	16		95	61
				106	9		102	27
			BOLT, DRAIN PLUG, 12MM .....	48	45	BOLT, FLANGE, 6X22 .....	42	21
			BOLT, ENGINE HANGER, 10X148 .....	125	18		49	50
[ B ]								
BALL, STEEL, #5 .....	69	19						
BAND A, BATTERY .....	130	11						
BAND A, INBOARD .....	117	4						
BAND A, OUTBOARD .....	90	1						
	117	1						
BAND A, YOKE JOINT BOOT .....	106	6						
BAND B, INBOARD .....	90	5						
	117	5						
BAND B, OUTBOARD .....	90	3						
	117	2						
BAND B, YOKE JOINT BOOT .....	106	7						
BAND F, BATTERY .....	120	21						
	122	12						
BAND SET .....	77	4						
BAND, AIR CLEANER CONNECTING TUBE	112	24						
	113	15						
BAND, AIR CONNECTING TUBE .....	112	25						
BAND, BOOT .....	95	52						
	106	10						
	113	7						
BAND, HEAT PROTECTOR .....	40	8						
BAND, INSULATOR .....		9						
	113	8						
BAND, MUFFLER COVER .....	126	29						
BAND, SUCTION HOSE .....	119	7						
BAND, TOOL BOX .....	127	16						
BAND, WATER HOSE .....	122	10						
BAND, WIRE .....	81	12						
BAND, WIRE HARNESS .....	124	24						
	56	23						
BAND, WIRE, 165MM .....	124	23						
	126	25						
	130	14						
BAR B, HANDLE .....	71	18						
BASE, CLAMPER .....								

## PART NAME INDEX

Part name	Page	Ref.	Part name	Page	Ref.	Part name	Page	Ref.
BOLT, FLANGE, 6X22 .....	80	30	BOLT, KNOCK, 5MM .....	58	3	BUSH, REVERSE GEAR .....	64	14
	124	29	BOLT, KNOCK, 6MM .....	56	18	BUSH, SPLINE, 25MM .....	64	8
	128	30	BOLT, OIL FEED PIPE SETTING ..	47	9	BUSH, STABILIZER HOLDER .....	116	1
BOLT, FLANGE, 6X25 .....	46	9	BOLT, OIL, 10X22 .....	79	23	BUSH, STEERING .....	82	2
	55	10		101	19	BUSH, THROTTLE PIVOT .....	77	16
	60	16	BOLT, RECESSED, 5X28 .....	40	17	BUSH, UPPER ARM .....	117	9
	66	13	BOLT, RECESSED, 5X32 .....	40	15			
	68	27	BOLT, SEALING, 8MM .....	48	24	[ C ]		
	80	29		66	15	CABLE COMP., HAND BRAKE .....	77	10
BOLT, FLANGE, 6X30 .....	107	24		94	33	CABLE COMP., THROTTLE .....	77	1
BOLT, FLANGE, 6X32 .....	45	4		105	19	CABLE, BATTERY EARTH .....	122	3
	66	23	BOLT, SETTING .....	60	6	CABLE, FRAME EARTH .....	122	4
BOLT, FLANGE, 6X35 .....	50	13	BOLT, SOCKET, 5X20 .....	56	19	CABLE, FUEL TANK STOPPER .....	107	7
	57	37	BOLT, SOCKET, 6X15 .....	90	18	CABLE, STARTER MOTOR .....	122	2
	66	14	BOLT, SOCKET, 8MM .....	59	6	CALIPER SUB ASSY., L. FR. ....	96	11
		24	BOLT, SPECIAL, 12MM .....	70	5	CALIPER SUB ASSY., RR. ....	99	3
BOLT, FLANGE, 6X40 .....	49	51	BOLT, SPECIAL, 6X28 .....	107	17	CALIPER SUB ASSY., R. FR. ....	96	16
	54	10	BOLT, STUD, 10X147 .....	61	6	CAMSHAFT COMP. ....	42	2
	55	11	BOLT, STUD, 10X177 .....	61	5	CAM, DIFFERENTIAL LOCK .....	94	22
	57	38	BOLT, STUD, 8X25 .....	40	23	CAP .....	84	1
	61	10	BOLT, SWINGARM PIVOT .....	125	16	CAP ASSY., FUEL TANK .....	107	8
BOLT, FLANGE, 6X45 .....	58	4	BOLT, TERMINAL .....	60	7	CAP ASSY., NOISE SUPPRESSOR ..	123	2
BOLT, FLANGE, 6X50 .....	41	27	BOLT, TORX, 6X25 .....	107	18	CAP COMP., RADIATOR .....	127	8
	50	14	BOLT, VALVE SETTING .....	47	5	CAP, 14MM .....	55	3
	55	12	BOLT, WHEEL, 10X32 .....	98	8	CAP, ARM PIVOT .....	117	11
	57	39	BOLT, WHEEL, 10X36 .....	97	9	CAP, BLEEDER .....	96	4
BOLT, FLANGE, 6X55 .....	66	25	BOOT A, PROPELLER .....	92	7		100	26
BOLT, FLANGE, 6X60 .....	61	11	BOOT B, PROPELLER .....	92	8	CAP, FR. COVER .....	85	20
BOLT, FLANGE, 6X65 .....	41	28	BOOT COMP. ....	79	9	CAP, MASTER CYLINDER .....	79	11
	55	13		101	5	CAP, OIL CUP .....	101	9
BOLT, FLANGE, 6X70 .....	61	12	BOOT SET .....	90	7	CAP, OIL FILLER .....	47	16
BOLT, FLANGE, 6X85 .....	61	13		117	7	CAP, PARKING LEVER .....	78	27
BOLT, FLANGE, 6X90 .....	49	52	BOOT SET, INBOARD .....	90	6	CAP, RESERVE TANK .....	127	12
	57	40		117	6	CAP, TAPPET ADJUSTING HOLE ...	40	6
	61	14	BOOT, PIN .....	96	9		92	2
BOLT, FLANGE, 8X16 .....	42	22	BOOT, PIN BUSH .....	96	8		103	2
	82	11	BOOT, PROPELLER SHAFT COVER ..	106	2	CAP, WHEEL CENTER .....	97	6
	114	13	BOOT, SLEEVE .....	100	29		98	6
	124	30	BOOT, YOKE JOINT .....	106	5		7	7
	126	37	BOX, TOOL .....	130	3	CARRIER, FR. LUGGAGE .....	129	3
	129	10	BRACKET COMP., L. STEP .....	114	7	CARRIER, RR. LUGGAGE .....	129	6
BOLT, FLANGE, 8X20 .....	96	18	BRACKET COMP., R. STEP .....	114	6	CASE ASSY., THROTTLE LEVER ...	77	11
	116	8	BRACKET SUB ASSY., L. FR.			CASE SUB ASSY., FR. FINAL GEAR	92	11
BOLT, FLANGE, 8X22 .....	126	38				CASE SUB ASSY., RR. FINAL GEAR	103	5
BOLT, FLANGE, 8X25 .....	94	31	BRACKET SUB ASSY., R. FR.			CASE, AIR CLEANER .....	111	1
BOLT, FLANGE, 8X26 .....	99	17				CASE, CHANGE PIVOT .....	56	3
BOLT, FLANGE, 8X27 .....	105	20	BRACKET, BRAKE LEVER .....	77	19	CENTER, SHIFT DRUM .....	67	6
BOLT, FLANGE, 8X38 .....	81	15	BRACKET, FR. GEAR CASE .....	125	9	CHAIN, CAM .....	44	1
BOLT, FLANGE, 8X40 .....	100	32	BRACKET, HEAD HANGER .....	125	10	CHAMBER, AIR CLEANER SUB .....	111	5
BOLT, FLANGE, 8X45 .....	114	14	BRACKET, HEAD HANGER .....	125	10		80	25
BOLT, FLANGE, 8X55 .....	40	16	BRACKET, METER STAY .....	81	5	CIRCLIP .....	101	16
	129	11	BRACKET, RR. ....	99	4	CIRCLIP, 22MM .....	65	32
BOLT, FLANGE, 8X74 .....	100	31	BRUSH SET A, CARBON .....	60	2	CIRCLIP, 7MM .....	51	12
BOLT, FR. DISK, 8X24 .....	97	10	BRUSH SET B, CARBON .....	60	3	CIRCLIP, EXTERNAL, 12MM .....	68	26
BOLT, GEARSHIFT DRUM STOPPER			BULB COMP., HEADLIGHT .....	75	8	CIRCLIP, EXTERNAL, 17MM .....	95	40
ARM PIVOT	44	4	BULB, HEADLIGHT .....	75	9	CIRCLIP, EXTERNAL, 34MM .....	89	12
	67	21	BUSH A, 22MM .....	64	4		91	26
BOLT, HANDLE LEVER PIVOT .....	78	29	BUSH, 17MM .....	64	3			
	79	22	BUSH, DAMPER .....	88	2			
				118	1			

## PART NAME INDEX

Part name	Page	Ref.	Part name	Page	Ref.	Part name	Page	Ref.
CIRCLIP, EXTERNAL, 42MM .....	53	17	CLIP, WIRE HARNESS .....	120	19	COVER, RADIATOR GRILLE CENTER •	127	7
CIRCLIP, EXTERNAL, 45MM .....	95	38		126	34	COVER, RR. FENDER .....	119	6
CIRCLIP, EXTERNAL, 8MM .....	56	22	CLIP, WIRE HARNESS, 6MM .....	126	28	COVER, R. HANDLE LEVER .....	79	20
CIRCLIP, INTERNAL, 28MM .....	49	48	CLUTCH, ONE WAY .....	51	13	COVER, R. HEADLIGHT .....	85	21
CIRCLIP, INTERNAL, 35MM .....	95	41	COIL COMP., IGNITION .....	123	1	COVER, SHAFT .....	99	19
CIRCLIP, INTERNAL, 42MM .....	55	5	COLLAR A, SPLINE .....	64	7	COVER, SHIFT .....	86	14
CIRCLIP, INTERNAL, 68MM .....	95	39	COLLAR, 20X23X31.6 .....	69	8	COVER, SIDE .....	109	5
CIRCLIP, SPECIAL INTERNAL .....	90	20	COLLAR, 20X23X34 .....	69	9	COVER, TANK .....	109	7
	117	13	COLLAR, 28MM .....	64	16	COVER, THERMOSTAT .....	40	13
CLAMPER, FR. BRAKE HOSE .....	79	7	COLLAR, ENGINE HANGER .....	125	7	CRANKCASE COMP., FR. ....	61	1
CLAMPER, FUEL HOSE .....	71	19	COLLAR, FAIRING SETTING .....	86	15	CRANKCASE COMP., RR. ....	61	2
CLAMP A, FR. BRAKE HOSE .....	79	18	COLLAR, FINAL SHIFTER .....	69	1	CRANKSHAFT COMP. ....	62	1
CLAMP A, L. FR. BRAKE HOSE ....	79	8	COLLAR, FR. ENGINE HANGER ....	104	16	CUP .....	99	7
CLAMP A, R. FR. BRAKE HOSE ....	79	5	COLLAR, KNUCKLE .....	117	12	CUP COMP., OIL .....	101	7
CLAMP B, FR. BRAKE HOSE .....	79	6	COLLAR, NUMBER BRACKET SETTING	85	25	CUSHION ASSY., FR. ....	88	1
CLAMP, BRAKE CABLE .....	77	9		120	13	CUSHION ASSY., RR. ....	118	2
CLAMP, L. BRAKE HOSE .....	101	3	COLLAR, OIL FEED PIPE SETTING	47	6	CUSHION, EPS UNIT .....	124	21
CLAMP, MASTER CYLINDER OIL			COLLAR, RADIATOR MOUNTING ....	107	11	CUSHION, SEAT MOUNTING .....	119	1
HOSE	101	10		127	11	CYLINDER COMP. ....	45	1
		11	COLLAR, RR. CUSHION LOWER ....	118	3	CYLINDER SUB ASSY., FR. BRAKE		
CLAMP, RADIATOR HOSE .....	46	6	COLLAR, SHIFTER .....	67	9	MASTER	79	10
CLAMP, R. BRAKE HOSE .....	101	2	COLLAR, STOP SWITCH .....	77	7	CYLINDER SUB ASSY., RR. BRAKE		
CLAMP, SHIFT CABLE .....	86	9	CONDENSER UNIT .....	123	5	MASTER	101	6
CLAMP, TUBE .....	46	8	CONNECTOR, DIODE .....	123	8			
		10	CONNECTOR, MASTER CYLINDER ...	101	4	[ D ]		
	108	18	COTTER, VALVE .....	42	15	DAMPER, CONNECTOR .....	108	3
CLIP A .....	79	16	COUNTERSHAFT COMP. ....	64	5			
CLIP, 38.6MM .....	69	15	COVER ASSY., FR. CRANKCASE ...	47	2	DEFLECTOR, AIR .....	125	14
CLIP, AIR HOSE, 21.5 .....	111	19	COVER ASSY., FUSE .....	123	12	DIAPHRAGM .....	79	13
CLIP, CORD .....	120	18	COVER ASSY., SUB TRANSMISSION	56	2		101	14
CLIP, COUPLER .....	78	35	COVER COMP., CYLINDER HEAD ...	40	4	DIFFERENTIAL ASSY. ....	94	26
	124	25	COVER COMP., REDUCTION GEAR ...	50	1	DIODE .....	123	9
	126	32	COVER COMP., RR. CRANKCASE ...	55	1	DIODE ASSY., THREE WAY .....	123	6
		33	COVER COMP., WATER PUMP .....	46	1	DISK, CLUTCH .....	52	6
	128	26	COVER SET, FR. CENTER .....	85	15	DISK, FR. BRAKE .....	97	8
CLIP, HARNESS .....	126	30	COVER SET, FUSE .....	123	14	DISK, RR. BRAKE .....	106	8
CLIP, MUDGUARD .....	81	13	COVER SET, L. SIDE .....	109	6	DOWEL PIN, 5MM .....	95	48
	85	27	COVER SET, R. SIDE .....	109	3	DOWEL PIN, 8X10 .....	66	21
	107	20	COVER SUB ASSY., FR. FINAL			DOWEL PIN, 8X14 .....	40	24
	109	8	GEAR	92	12		49	47
	111	23	COVER SUB ASSY., RR. FINAL				50	12
	120	17	GEAR	103	7		55	9
	126	27	COVER, AIR VENT TUBE .....	85	19		57	35
	128	25	COVER, ASSIST HEADLIGHT .....	81	6		61	9
	129	8	COVER, BODY .....	71	6		68	25
CLIP, NEEDLE THRUST BEARING,			COVER, DUST .....	99	13	DOWEL PIN, 8X20 .....	54	9
12MM	95	42		111	13	DRIVER, SCREW .....	130	4
CLIP, PISTON PIN, 19MM .....	62	5	COVER, EX. PIPE .....	113	3	DRIVESHAFT SET, L. FR. ....	90	9
CLIP, SUB TANK HOSE .....	111	18	COVER, FAN .....	127	3	DRIVESHAFT SET, RR. ....	117	8
CLIP, TUBE .....	49	49	COVER, FR. MUFFLER .....	113	4	DRIVESHAFT SET, R. FR. ....	90	8
	95	59	COVER, FR. SPEED SENSOR .....	94	25	DRUM COMP., GEARSHIFT .....	67	5
	105	32	COVER, L. HANDLE LEVER .....	78	22	DUCT, SNORKEL .....	111	15
	108	17	COVER, L. HEADLIGHT .....	85	22	DUST SEAL, 17X23X3 .....	114	10
	128	27	COVER, METER .....	81	7	DUST SEAL, 28X36X7 .....	117	18
CLIP, WASHER MOUTH .....	126	31	COVER, MUFFLER .....	113	5	DUST SEAL, 9X16X5 .....	78	33
CLIP, WIRE HARNESS .....	103	3	COVER, MUFFLER LOWER .....	113	6	DUST SEAL, ENGINE MOUNTING ....	125	5
	107	12	COVER, OIL FILTER .....	47	4			
	112	27	COVER, RADIATOR GRILLE .....	127	6			





## PART NAME INDEX

Part name	Page	Ref.	Part name	Page	Ref.	Part name	Page	Ref.
[ K ]			MUFFLER COMP. ....	113	2	NUT, WHEEL .....	97	11
KEY, BLANK .....	81	2	[ N ]				98	13
KEY, SPECIAL WOODRUFF, 25X18 ..	62	7	NUT .....	84	2			9
KNOB COMP., RECOIL STARTER .....	70	4	NUT-WASHER, 6MM .....	60	12	[ O ]		
KNUCKLE ASSY., L. FR. ....	90	13		122	9	OIL SEAL, 12X20X5 .....	50	10
KNUCKLE ASSY., R. FR. ....	90	12	NUT, 10MM .....	99	20	OIL SEAL, 12X26X7 .....	48	33
KNUCKLE SUB ASSY., RR. ....	117	10	NUT, AXLE, 20MM .....	97	12	OIL SEAL, 15X25X7 .....	57	25
[ L ]				98	10	OIL SEAL, 22X35X7 .....	69	18
LABEL, BRAKING INFORMATION .....	131	7	NUT, BEAM ADJUSTING .....	75	4	OIL SEAL, 22X48X7 .....	95	50
LABEL, DRIVELINE INFORMATION ..	131	8	NUT, BRAKE ADJUSTING .....	100	27	OIL SEAL, 25X45X7 .....	57	26
		10	NUT, CAP, 10MM .....	40	18	OIL SEAL, 30X57X7 .....	105	29
LABEL, FRENCH TRANSLATION .....	131	11	NUT, CASTLE, 12MM .....	89	10	OIL SEAL, 32X52X9 .....	70	6
LABEL, FR. CARRIER .....	131	3		90	19	OIL SEAL, 36X75X8 .....	105	28
		4	NUT, CLIP, 6MM .....	128	22	OIL SEAL, 8X16X6 .....	57	27
LABEL, FUEL .....	131	12	NUT, FLANGE, 10MM .....	40	19	OIL SEAL, 9X18X7 .....	50	9
LABEL, RADIATOR CAP .....	127	9		126	36	O-RING .....	99	11
LABEL, ROLLOVER WARNING .....	131	13	NUT, FLANGE, 4MM .....	57	34		108	5
LABEL, RR. CARRIER .....	131	5	NUT, FLANGE, 6MM .....	80	28			6
		6		120	16	O-RING, 104X2.2 .....	53	21
LABEL, TRAILER HITCH .....	131	1	NUT, FLANGE, 8MM .....	86	21		73	1
		2		113	14	O-RING, 11.5X2.3 .....	70	7
LEVER COMP., MODE SELECT .....	86	7		114	11		73	1
LEVER, BRAKE LOCK .....	99	21	NUT, HEX., 12MM .....	129	9	O-RING, 11.7X1.9 .....	66	20
LEVER, CHANGE PIVOT .....	56	7	NUT, HEX., 16MM .....	105	24		73	1
LEVER, L. STEERING HANDLE .....	78	23	NUT, HEX., 6MM .....	56	43	O-RING, 13.8X2.5 .....	55	7
LEVER, PARKING BRAKE LOCK .....	78	26		87	22		73	1
LEVER, R. HANDLE .....	79	19		122	11	O-RING, 14.7X2.2 .....	54	7
LEVER, THROTTLE .....	77	13	NUT, LOCK, 18MM .....	53	14		74	1
LID ASSY., GLOVE BOX .....	85	11	NUT, LOCK, 20MM .....	51	7	O-RING, 14.8X1.9 .....	57	31
LID ASSY., POCKET .....	85	17	NUT, LOCK, 60MM .....	95	35		74	1
LID SET, TOOL BOX .....	119	8	NUT, LOCK, 72MM .....	105	22	O-RING, 14.8X2.4 .....	48	36
LID, AIR CLEANER .....	111	3	NUT, PARKING .....	99	20		73	1
LID, OIL CHECK .....	109	4	NUT, SELF-LOCK, 10MM .....	82	8		95	56
LID, RADIATOR CAP .....	85	16		88	4	O-RING, 15.2X1.5 .....	57	28
LID, RELAY BOX .....	107	14		89	9		73	1
LIGHT ASSY., TAIL & STOP .....	121	1		95	36	O-RING, 17.8X1.9 .....	71	14
LINK COMP., L. RR. STABILIZER ..	116	6		105	23	O-RING, 18X3 .....	48	40
LINK COMP., R. RR. STABILIZER ..	116	5		115	9		73	1
[ M ]				116	7	O-RING, 18.5X1.9 .....	48	35
MAINSHAFT COMP. ....	64	2	NUT, SELF-LOCK, 12MM .....	125	23		73	1
MARK, FR. CENTER COVER .....	132	3		83	5	O-RING, 18.5X2.4 .....	95	57
MARK, L. WING .....	132	2	NUT, SELF-LOCK, 14MM .....	126	24	O-RING, 20.6X1.9 .....	48	37
MARK, RR. FENDER .....	132	4		82	7		61	8
MARK, R. WING .....	132	1		118	6	O-RING, 21.2X2.4 .....	54	8
MARK, SELECT .....	132	6	NUT, SELF-LOCK, 8MM .....	86	21		74	1
MARK, TOOL BOX LID .....	132	5	NUT, SERRATE, 5MM .....	128	24	O-RING, 21.8X2.4 .....	105	31
MAT, R. SIDE COVER .....	109	2	NUT, SPECIAL, 6X7 .....	125	17		106	12
METER ASSY., COMBINATION .....	76	2		128	23	O-RING, 24.4X3.1 .....	60	13
MOTOR ASSY., CONTROL .....	50	5	NUT, SPECIAL, 8MM .....	101	20		74	1
MOTOR ASSY., FAN .....	127	5	NUT, SPEED, 4MM .....	81	9	O-RING, 27X2 .....	48	38
MOTOR ASSY., STARTER .....	60	1	NUT, SQUARE, 5MM .....	40	10		73	1
MUDGUARD, L. CENTER .....	119	5	NUT, TAPPET ADJUSTING .....	42	17	O-RING, 27.5X1.7 .....	57	32
MUDGUARD, R. CENTER .....	119	4	NUT, TIE ROD LOCK .....	83	4		74	1
			NUT, U, 6MM .....	129	7			

## PART NAME INDEX

Part name	Page	Ref.	Part name	Page	Ref.	Part name	Page	Ref.
O-RING, 30.8MM .....	95	51	PAWL A, RATCHET .....	67	10	PLUG, DUST .....	96	10
	105	30	PAWL B, RATCHET .....	67	11	PLUG, FR. FENDER .....	84	9
O-RING, 31.2X1.9 .....	53	22	PEDAL ASSY., BRAKE .....	114	3	PLUG, GLOVE BOX .....	84	7
	74	1	PGM-FI UNIT .....	123	19	PLUG, PIN .....	96	13
O-RING, 35.5X3 .....	40	21		124	19	PLUG, SPARK .....	41	29
	72	1	PIN A .....	99	14	PLUNGER, PAWL .....	67	12
O-RING, 38MM .....	95	58	PIN A, DOWEL, 12X16 .....	41	25	PROTECTOR, BATTERY .....	119	10
O-RING, 41.8X2.2 .....	53	20		45	3	PROTECTOR, RR. MUFFLER .....	119	9
	73	1	PIN D, JOINT .....	102	25		120	11
O-RING, 4X2 .....	60	14	PIN, 10X44 .....	59	1	PROTECTOR, TANK UNDER HEAT .....	107	3
O-RING, 58X3 .....	73	1	PIN, CHANGE STOPPER .....	56	9			4
O-RING, 5X1.7 .....	48	39	PIN, FUEL TANK JOINT .....	107	6	PULLER, MINI FUSE .....	130	2
	73	1	PIN, HANGER .....	96	14	PULLEY COMP., RECOIL .....	70	3
O-RING, 5.5X1.4 .....	57	33	PIN, LOCK, 8MM .....	107	22	PUMP ASSY., FUEL .....	108	2
	74	1	PIN, OIL GUIDE, 10MM .....	66	1			
O-RING, 6X1.5 .....	48	43	PIN, OIL GUIDE, 8MM .....	47	1	[ R ]		
	74	1	PIN, PISTON .....	62	4	RADIATOR COMP. ....	127	1
O-RING, 6.3X2.2 .....	71	21	PIN, RETURN SPRING .....	67	18	RECTIFIER ASSY., REGULATE .....	123	3
O-RING, 75X2.5 .....	48	34	PIN, RING GEAR STOPPER .....	103	11	REFLECTOR, FR. REFLEX .....	129	2
	73	1	PIN, SHIFTER .....	67	7	REFLECTOR, RR. REFLEX .....	129	1
O-RING, 7X1.7 .....	66	17	PIN, SLIDE .....	96	7	RELAY COMP., POWER .....	123	15
	73	1	PIN, SPLIT, 2.0 .....	87	24			16
O-RING, 7.5X1.5 .....	57	29	PIN, SPLIT, 2.0X22 .....	83	7			17
	73	1		102	24	RELAY, DIFFLOCK PULLBACK .....	123	18
O-RING, 7.6X1.9 .....	66	18	PIN, SPLIT, 3.0X18 .....	89	11	RETAINER .....	108	13
	73	1		91	25			14
O-RING, 7.8X1.9 .....	48	41	PIN, SPLIT, 3.0X25 .....	82	10	RETAINER, BRACKET .....	99	5
	55	8		114	12	RETAINER, VALVE SPRING .....	42	13
	74	1	PIN, SPLIT, 4.0X40 .....	97	14	RING .....	60	8
O-RING, 8.4X2.4 .....	48	44		98	12	RING A, INBOARD SNAP .....	90	21
	74	1	PIPE COMP. A, FEED .....	47	21		117	14
O-RING, 8.5X1.9 .....	48	42	PIPE COMP. B, FEED .....	48	22	RING B, INBOARD SNAP .....	91	22
	74	1	PIPE COMP., FR. BRAKE .....	79	4		117	15
O-RING, 9.5X1.5 .....	42	20	PIPE COMP., FR. CARRY .....	129	4	RING SET, PISTON .....	62	2
	72	1	PIPE, STEERING HANDLE .....	81	3	RING, BACK UP .....	108	8
O-RING, 9.5X1.9 .....	40	22	PIPE, WATER .....	46	3	RING, FUEL PUMP LOCKING .....	108	15
	72	1	PISTON .....	62	3	RING, INBOARD SNAP .....	117	16
O-RING, 9.6X1.9 .....	66	19	PISTON ASSY. ....	99	6	RING, INTERNAL DOUBLE COIL .....	69	14
	73	1	PISTON COMP., CLUTCH .....	52	1	RING, OUTBOARD SNAP .....	91	23
O-RING, ANGLE SENSOR .....	57	30	PISTON COMP., SLEEVE .....	99	12	RING, RETAINING .....	99	16
	74	1	PISTON SET, FR. MASTER .....			RING, SEAL .....	71	16
O-RING, CONTROL MOTOR .....	50	11	CYLINDER	79	15	RING, SEALING, 23MM .....	64	1
	74	1	PISTON SET, MASTER CYLINDER ..	101	12	RING, SNAP, 119MM .....	53	18
OUTER COMP., CLUTCH .....	51	3	PISTON, 32MM .....	96	5	RING, STOPPER .....	92	10
OUTER COMP., STARTING CLUTCH ..	59	3	PLATE A, CLUTCH END .....	52	7		103	8
			PLATE A, CLUTCH GUIDE .....	52	9	ROD .....	99	10
[ P ]			PLATE B, CLUTCH END .....	52	8	ROD COMP., PUSH .....	42	7
PACKING, 8MM .....	48	26	PLATE COMP., DRIVE .....	51	1		101	13
	66	16	PLATE COMP., SHIFT CHANGE .....	86	5	ROD, TIE .....	83	3
	73	1	PLATE, CAM FIXING .....	42	3	ROLLER, 4X15.8 .....	54	11
	95	37	PLATE, CHANGE COVER .....	56	4	ROLLER, 4X8 .....	68	28
	105	25	PLATE, CLUTCH .....	52	5	ROPE, RECOIL STARTER .....	70	2
PACKING, BASE .....	66	11	PLATE, DIAPHRAGM .....	79	14	ROTOR SET A, OIL PUMP .....	54	1
PACKING, FUEL CAP .....	107	9		101	15	ROTOR SET B, OIL PUMP .....	54	2
PACKING, FUEL PUMP .....	108	11	PLATE, GUIDE .....	67	13	RUBBER C, MOUNTING .....	125	6
PACKING, THROTTLE CASE .....	78	34	PLATE, IDLE AIR CONTROL VALVE ..	71	12	RUBBER C, STAND STOPPER .....	107	23
PAD SET, FR. BRAKE .....	96	1	PLATE, SLIDE .....	86	11	RUBBER, BATTERY .....	122	7
PAD SET, RR. ....	99	1	PLATE, VALVE BODY .....	66	4	RUBBER, ENGINE HEAD MOUNTING ..	125	3
			PLIERS, 135 .....	130	6			

## PART NAME INDEX

Part name	Page	Ref.	Part name	Page	Ref.	Part name	Page	Ref.
RUBBER, ENGINE LOWER MOUNTING •	125	4	SEAT COMP. ....	110	1	SHIM E, RING GEAR .....	104	15
RUBBER, FUEL FEED HOSE .....	108	12	SEAT, RETURN SPRING .....	52	4	SHIM F .....	94	28
RUBBER, MAGNETIC SHOCK .....	122	6	SEAT, VALVE SPRING .....	42	14	SHIM F, DIFFERENTIAL CASE .....	93	17
RUBBER, MUFFLER MOUNTING .....	113	11		66	8	SHIM F, PINION GEAR .....	103	13
RUBBER, RADIATOR MOUNTING .....	127	10	SENSOR ASSY., AIR TEMPERATURE	111	20	SHIM F, RING GEAR .....	104	15
RUBBER, SEAT CUSHION .....	110	2	SENSOR ASSY., ANGLE .....	56	16	SHIM G .....	94	28
RUBBER, SILENCER .....	107	10		17	17	SHIM G, DIFFERENTIAL CASE .....	93	17
RUBBER, TAILLIGHT MOUNTING .....	121	2	SENSOR ASSY., BANK ANGLE .....	123	10	SHIM G, PINION GEAR .....	103	13
RUBBER, THERMOSTAT .....	40	12	SENSOR ASSY., SPEED .....	56	15	SHIM G, RING GEAR .....	104	15
				92	3	SHIM H, DIFFERENTIAL CASE .....	93	17
[ S ]			SENSOR ASSY., THERMOSTAT OIL •	48	23	SHIM H, RING GEAR .....	104	15
SCREEN, OIL FILTER .....	47	14	SENSOR ASSY., WATER			SHIM I, DIFFERENTIAL CASE .....	93	17
	61	4	TEMPERATURE	40	14	SHIM I, RING GEAR .....	104	15
SCREW-WASHER .....	71	2	SENSOR SET .....	71	1	SHIM J, DIFFERENTIAL CASE .....	93	17
SCREW-WASHER, 4X12 .....	78	41	SENSOR, OXYGEN .....	113	9	SHIM J, RING GEAR .....	104	15
	80	27			10	SHIM K, DIFFERENTIAL CASE .....	93	17
	102	23	SEPARATOR COMP. ....	79	17	SHIM K, RING GEAR .....	104	15
SCREW-WASHER, 4X22 .....	78	42	SHAFT ASSY., FR. PROPELLER ••	92	5	SHIM L, DIFFERENTIAL CASE .....	93	17
SCREW-WASHER, 5X12 .....	60	15	SHAFT ASSY., RR. PROPELLER ..	106	1	SHIM L, RING GEAR .....	104	15
SCREW, BLEEDER .....	96	3	SHAFT B .....	100	23	SHIM M, DIFFERENTIAL CASE .....	93	17
	100	25	SHAFT COMP., BALANCER .....	62	6	SHIM M, RING GEAR .....	104	15
SCREW, FLAT, 4X12 .....	80	26	SHAFT COMP., CHANGE .....	56	8	SHIM N, DIFFERENTIAL CASE .....	93	17
SCREW, PAN, 4X16 .....	78	36	SHAFT COMP., STEERING .....	82	4	SHIM N, RING GEAR .....	104	15
SCREW, PAN, 4X55 .....	75	1	SHAFT, CHANGE LEVER .....	56	6	SHIM O, DIFFERENTIAL CASE .....	93	17
SCREW, PAN, 5X10 .....	71	22	SHAFT, DIFFERENTIAL LOCK FORK	94	23	SHIM O, RING GEAR .....	104	15
SCREW, PAN, 5X14 .....	78	37	SHAFT, FINAL .....	69	3	SHIM P, DIFFERENTIAL CASE .....	93	17
SCREW, PAN, 5X18 .....	78	38	SHAFT, FINAL DRIVE .....	69	2	SHIM P, RING GEAR .....	104	15
SCREW, PAN, 5X28 .....	78	39	SHAFT, GEARSHIFT FORK GUIDE ••	67	4	SHIM Q, DIFFERENTIAL CASE .....	93	17
SCREW, PAN, 6X16 .....	78	40	SHAFT, OIL PUMP .....	54	5	SHIM Q, RING GEAR .....	104	15
SCREW, PARKING LEVER PIVOT .....	78	30	SHAFT, REVERSE IDLE .....	64	21	SHIM R, DIFFERENTIAL CASE .....	94	17
SCREW, SPECIAL, 6X8 .....	120	14	SHAFT, ROCKER ARM .....	42	8	SHIM R, RING GEAR .....	104	15
SCREW, TAPPET ADJUSTING .....	42	16	SHAFT, SCREW .....	94	19	SHIM S, RING GEAR .....	104	15
SCREW, TAPPING, 4X8 .....	85	28	SHAFT, SLIDE .....	86	12	SHIM T, RING GEAR .....	104	15
SCREW, TAPPING, 5X10 .....	107	21	SHAFT, WATER PUMP .....	47	18	SHIM U, RING GEAR .....	104	15
	109	9	SHIFTER, COUNTERSHAFT SECOND			SHIM V, RING GEAR .....	104	15
	85	29	&FOURTH GEAR	64	11	SHIM W, RING GEAR .....	104	15
	120	20	SHIFTER, DRUM .....	67	8	SKID, RR. GEAR CASE .....	125	11
SCREW, TAPPING, 5X14 .....	75	10	SHIFTER, FINAL .....	69	10	SLEEVE .....	100	30
	81	3	SHIM A .....	94	28	SLEEVE, DIFFERENTIAL LOCK .....	94	20
SCREW, TORX .....	71	13	SHIM A, DIFFERENTIAL CASE .....	92	17	SLEEVE, FR. FINAL CLUTCH .....	92	15
SCREW, TORX, 5X17 .....	71	5	SHIM A, PINION GEAR .....	103	13	SOCKET COMP., ACCESSORY .....	84	3
SCREW, TORX, 5X8.7 .....	71	4	SHIM A, RING GEAR .....	104	15	SOLENOID ASSY. B .....	66	12
SEAL B, RUBBER .....	95	54	SHIM A, STOPPER PIN .....	103	12	SOLENOID ASSY., LINEAR .....	66	10
SEAL RING, DUST .....	71	17	SHIM B .....	94	28	SPACER .....	99	15
SEAL SET, PISTON .....	96	2	SHIM B, DIFFERENTIAL CASE .....	92	17	SPACER A, RING GEAR .....	103	14
	99	2	SHIM B, PINION GEAR .....	103	13	SPACER B, RING GEAR .....	103	14
SEAL, AIR CLEANER COVER .....	111	4	SHIM B, RING GEAR .....	104	15	SPACER C, RING GEAR .....	103	14
SEAL, DUST .....	118	9	SHIM B, STOPPER PIN .....	103	12	SPACER D, RING GEAR .....	103	14
SEAL, DUST, 51.5X68.2X10.5 .....	95	49	SHIM C .....	94	28	SPACER E, RING GEAR .....	103	14
SEAL, DUST, 51.5X72X9 .....	95	49	SHIM C, DIFFERENTIAL CASE .....	92	17	SPACER F, RING GEAR .....	103	14
SEAL, EX. VALVE STEM .....	42	1	SHIM C, PINION GEAR .....	103	13	SPACER G, RING GEAR .....	104	14
SEAL, FR. FENDER .....	84	10	SHIM C, RING GEAR .....	104	15	SPACER H, RING GEAR .....	104	14
SEAL, GLOVE BOX .....	85	12	SHIM D .....	94	28	SPACER I, RING GEAR .....	104	14
SEAL, MECHANICAL .....	47	19	SHIM D, DIFFERENTIAL CASE .....	93	17	SPACER, ACCESSORY SOCKET		
SEAL, POCKET .....	85	18	SHIM D, PINION GEAR .....	103	13	INSIDE	84	8
SEAL, PROPELLER .....	95	53	SHIM D, RING GEAR .....	104	15	OUTSIDE	84	6
SEAL, RELAY BOX .....	107	15	SHIM E .....	94	28	SPACER, FR. COVER .....	47	3
			SHIM E, DIFFERENTIAL CASE .....	93	17	SPANNER, 10X12 .....	130	12
			SHIM E, PINION GEAR .....	103	13			

## PART NAME INDEX

Part name	Page	Ref.	Part name	Page	Ref.	Part name	Page	Ref.
SPANNER, 14X17 .....	130	13	SWITCH ASSY., DIFFERENTIAL LOCK	77	8	WASHER, DRAIN PLUG, 12MM .....	49	46
SPINDLE COMP., GEARSHIFT .....	67	19	SWITCH ASSY., ELECTRIC SHIFT	77	2	WASHER, DRUM STOPPER .....	44	5
SPRING ASSY., RR. BRAKE PEDAL	114	4	SWITCH ASSY., FR. STOP .....	77	6	WASHER, LOCK, 6MM .....	67	22
SPRING B, ADJUSTING .....	99	9	SWITCH ASSY., HORN .....	79	1	WASHER, OIL BOLT .....	78	31
SPRING, AIR CLEANER CASE LID ..	111	6	SWITCH ASSY., IGNITION .....	77	3	WASHER, PLAIN, 4MM .....	48	27
SPRING, AIR CLEANER LID .....	111	7	SWITCH ASSY., MODE SELECT ....	81	1	WASHER, PLAIN, 6MM .....	55	4
SPRING, ARM RETURN .....	99	22	SWITCH ASSY., NEUTRAL .....	77	5	WASHER, PLAIN, 8MM .....	56	21
SPRING, BEAM ADJUSTING .....	75	2	SWITCH ASSY., RR. STOP .....	55	2	WASHER, SEALING, 10.2MM .....	73	1
SPRING, CARBON BRUSH .....	60	5	SWITCH ASSY., STARTER MAGNETIC	56	14	WASHER, SEALING, 6MM .....	80	24
SPRING, CHANGE STOPPER .....	56	11		114	1	WASHER, SEALING, 6MM .....	102	21
SPRING, CLUTCH DRIVE .....	51	2	[ T ]	122	5	WASHER, SPECIAL, 17MM .....	75	11
SPRING, CLUTCH RETURN .....	52	3	TANK COMP., FUEL .....	127	13	WASHER, SPECIAL, 18MM .....	87	23
SPRING, CLUTCH WAVE .....	52	2	TANK, RADIATOR RESERVE .....	44	2	WASHER, SPLINE, 22MM .....	113	16
SPRING, CONED DISK .....	51	5	TENSIONER COMP., CAM CHAIN ...	40	11	WASHER, SPRING .....	48	25
SPRING, DIFFERENTIAL SIDE			THERMOSTAT ASSY. ....	97	5	WASHER, SPRING, 10MM .....	73	1
SPRING, OIL FILTER ELEMENT	94	29	TIRE .....	98	4	WASHER, SPRING, 6MM .....	42	19
SPRING, OIL FILTER ELEMENT			TOOL, GEAR CHANGE .....	98	4	WASHER, SPECIAL, 17MM .....	65	26
SPRING, ORIFICE VALVE .....	47	13	TRAY, FUEL TANK .....	130	9	WASHER, SPECIAL, 18MM .....	69	11
SPRING, PAD .....	47	7	TUBE, 3.5X660 .....	107	1	WASHER, SPECIAL, 18MM .....	53	15
SPRING, PAD .....	96	6	TUBE, 3.5X845 .....	95	60	WASHER, SPLINE, 22MM .....	65	28
SPRING, PARKING BRAKE LEVER ...	100	28	TUBE, 3.5X845 .....	105	33	WASHER, SPRING .....	42	18
SPRING, PAWL PLUNGER .....	78	25	TUBE, 4.5X750 .....	108	19	WASHER, SPRING, 10MM .....	100	33
SPRING, PAWL PLUNGER .....	67	14	TUBE, AIR CLEANER CONNECTING ..	111	11	WASHER, SPRING, 6MM .....	122	8
SPRING, PROPELLER SHAFT .....	106	3	TUBE, AIR CLEANER DRAIN .....	111	8	WASHER, TANK SETTING .....	86	20
SPRING, RETURN LEVER .....	78	28	TUBE, BREATHER .....	111	17	WASHER, THRUST, 12MM .....	67	23
SPRING, RR. STABILIZER .....	116	4	TUBE, RADIATOR RESERVE .....	111	17	WASHER, THRUST, 12MM .....	67	23
SPRING, SELECT LEVER .....	86	6	TUBE, SNORKEL .....	127	14	WASHER, THRUST, 12X23X2 .....	48	29
SPRING, SHAFT .....	92	4	TUBE, SUB CHAMBER CONNECTING ..	111	14	WASHER, THRUST, 15MM .....	82	9
SPRING, SHIFT DRUM STOPPER .....	67	16	TUBE, TANK BREATHER .....	111	16	WASHER, THRUST, 17MM .....	65	29
SPRING, SHIFT RETURN .....	67	17	TUBE, VINYL, 5X8X230 .....	108	9	WASHER, THRUST, 19MM .....	48	28
SPRING, STOP SWITCH .....	86	10		128	29	WASHER, THRUST, 20MM .....	51	11
SPRING, THROTTLE RETURN .....	114	2	[ V ]			WASHER, THRUST, 20MM .....	65	23
SPRING, VALVE .....	77	14	VALVE ASSY., RELIEF .....	69	12	WASHER, THRUST, 23MM .....	65	25
SPRING, VALVE INNER .....	66	7	VALVE SET, IDLE AIR CONTROL ..	54	6	WASHER, THRUST, 28MM .....	65	27
SPRING, VALVE OUTER .....	42	12	VALVE, EX. ....	71	11	WASHER, THRUST, 28MM .....	65	27
SPRING, VALVE OUTER .....	42	11	VALVE, EX. ....	42	10	WASHER, THRUST, 29X40X2 .....	51	10
STARTER ASSY., RECOIL .....	42	11	VALVE, IN. ....	42	9	WASHER, THRUST, 29X40X2 .....	51	10
STARTER ASSY., RECOIL .....	70	1	VALVE, RELIEF .....	47	8	WASHER, WAVE THRUST, 23.5X42X1	53	16
STATOR COMP. ....	70	1	VALVE, RIM .....	97	1	WEIGHT SET, CLUTCH .....	51	4
STAY A, CLIP .....	58	2	VALVE, SHIFT .....	98	5	WHEEL SUB ASSY., FR. ....	97	3
STAY A, CLIP .....	66	9	VALVE, SHIFT .....	66	6	WHEEL SUB ASSY., RR. ....	98	2
STAY COMP., COUPLER .....	125	13	[ W ]			WIRE, CONTROL .....	98	2
STAY COMP., FUEL TANK .....	107	5	WASHER .....	60	11	WRENCH, HEX., 5MM .....	86	4
STAY, COOLING FAN .....	127	2	WASHER B, 8MM .....	56	20	WRENCH, PLUG .....	130	8
STAY, COUPLER .....	127	2	WASHER B, THRUST, 22MM .....	65	30	WRENCH, PLUG .....	130	7
STAY, ECU .....	125	8	WASHER, 10MM .....	40	20			
STAY, ECU .....	107	13	WASHER, 15MM .....	118	8			
STAY, HARNESS CLAMPER .....	71	7	WASHER, 17.5MM .....	114	9			
STAY, HARNESS CLIP .....	56	13	WASHER, 25X32X1.0 .....	65	24			
STAY, HORN .....	124	22	WASHER, 64X105X2 .....	51	9			
STAY, METER COVER .....	81	8	WASHER, 64X122X1.0 .....	51	8			
STAY, PARKING BRAKE STOPPER ...	77	21	WASHER, 9X20 .....	78	32			
STAY, SHIFT CABLE HOLDER .....	86	13	WASHER, CONICAL SPRING .....	96	15			
STEP .....	114	5						
STOPPER COMP., GEARSHIFT DRUM	67	15						
STOPPER, TERMINAL .....	60	10						
STRAINER SET, FUEL .....	108	1						
STRAINER, OIL .....	61	3						
SUB HARNESS, ACCESSORY .....	123	4						
SUB HARNESS, ENGINE .....	56	12						
SUB HARNESS, FR. ....	76	1						
SUB HARNESS, HEADLIGHT .....	75	5						

---

**1**

**FOREWORD INDEX**

---

**2**

**ENGINE GROUP**

---

**3**

**FRAME GROUP**

---

**4**

**PART NUMBER INDEX**

---

**5**

**PART NAME INDEX**

---

**HONDA**  
The Power of Dreams



# PARTS CATALOGUE NEWS

Honda Motor Co., Ltd.

## PARTS CATALOGUE - CORRECTED

CODE NO.	13HR6L03
PARTS CATALOGUE NEWS	TRX520FA6 / TRX520FA7 TRX520FA6 L/M/N TRX520FA7 L/M/N
NEWS NO.	001

Block No.	Ref. No.	Note	Part No.	Description	Reqd. QTY						Serial No.	Parts catalogue code
					L	FA6 M	N	L	FA7 M	N		
E-8	6		22544-HP7-A01	DISK, CLUTCH.....	6	-	-	-	-	-	----- 8603241	ED
				.....	6	-	-	6	-	-	----- 8605610	U
		A	22544-HN8-B41	.....	6	-	-	-	-	-	8603242 -----	ED
				.....	6	-	-	6	-	-	8605611 -----	U
				.....	-	6	6	-	6	6		

NOTE A:PART NO. CHANGE D:NEWLY PROVIDED E:PART NO. DELETION K:REQUIRED NO. CORRECTION L:APPLICATION SERIAL NO. CORRECTION  
M:PART DESCRIPTION CORRECTION T:APPLICATION CORRECTION Z:REMARKS CHANGE



# PARTS CATALOGUE NEWS

Honda Motor Co., Ltd.

## PARTS CATALOGUE - CORRECTED

CODE NO.	13HR6L03
PARTS CATALOGUE NEWS	TRX520FA6 / TRX520FA7 TRX520FA6 L/M/N TRX520FA7 L/MN
NEWS NO.	002

Block No.	Ref. No.	Note	Part No.	Description	Reqd. QTY						Serial No.	Parts catalogue code
					L	FA6 M	TRX520 N	L	FA7 M	N		
F-18	9		41400-HR6-A61	GEAR ASSY., FR. FINAL.....	1	1	-	1	1	-		
		L	41400-HR6-MF1		-	-	1	-	-	-	----- N4700060	ED
					-	-	1	-	-	-	N4700061 -----	NZ
					-	-	1	-	-	-	N4700061 -----	ED
	11		41411-HR6-A61	CASE SUB ASSY., FR. FINAL GEAR	1	1	-	1	1	-		
					-	-	1	-	-	-	----- N4700060	ED
		L	41411-HR6-MF1		-	-	1	-	-	1		NZ
					-	-	1	-	-	-	N4700061 -----	ED
	13	L	41500-HR5-A21	JOINT SUB ASSY., FR. FINAL CLUTCH	1	1	-	1	1	-		
					-	-	1	-	-	-	----- N4700060	ED
	26		42400-HR4-A21	DIFFERENTIAL ASSY. (42T).....	1	1	-	1	1	-		
					-	-	1	-	-	-	----- N4700060	ED
		L	42400-HR6-MF1		-	-	1	-	-	1		NZ
					-	-	1	-	-	-	N4700061 -----	ED

NOTE A:PART NO. CHANGE D:NEWLY PROVIDED E:PART NO. DELETION K:REQUIRED NO. CORRECTION L:APPLICATION SERIAL NO. CORRECTION  
M:PART DESCRIPTION CORRECTION T:APPLICATION CORRECTION Z:REMARKS CHANGE



PARTS CATALOGUE NEWS

BOOKNo. :13HR6L03

Block No.	Ref. No.	Note	Part No.	Description	Reqd. QTY						Serial No.	Parts catalogue code
					FA6			TRX520				
					L	M	N	L	M	N		
	49		91251-HR4-A21	SEAL, DUST, 51.5X72X9.....	1	1	-	1	1	-		
					-	-	1	-	-	-	----- N4700060	ED
		L	91251-HR6-MF1		-	-	1	-	-	1		NZ
					-	-	1	-	-	-	N4700061 -----	ED
	63	L	41500-HR6-MF1	JOINT SUB ASSY., FR. FINAL CLUTCH	-	-	1	-	-	1		NZ
					-	-	1	-	-	-	N4700061 -----	ED

NOTE A:PART NO. CHANGE D:NEWLY PROVIDED E:PART NO.DELETION K:REQUIRED NO. CORRECTION L:APPLICATION SERIAL NO. CORRECTION  
M:PART DESCRIPTION CORRECTION T:APPLICATION CORRECTION Z:REMARKS CHANGE



# PARTS CATALOGUE NEWS

Honda Motor Co., Ltd.

## PARTS CATALOGUE - CORRECTED

CODE NO.	13HR6L03
PARTS CATALOGUE NEWS	TRX520FA6 / TRX520FA7 TRX520FA6 L/M/N TRX520FA7 L/M/N
NEWS NO.	003

Block No.	Ref. No.	Note	Part No.	Description	Reqd. QTY						Serial No.	Parts catalogue code
					L	FA6 M	N	L	FA7 M	N		
EOP-1	1	T	06111-HR6-B00	GASKET KIT A.....	1	1	1	1	1	1		
		T	12191-HR6-B01	GASKET, CYLINDER.....	1	1	1	1	1	1		
		T	12251-HR6-B01	GASKET, CYLINDER HEAD.....	1	1	1	1	1	1		
		T	12315-HR0-F01	GASKET, HEAD COVER.....	1	1	1	1	1	1		
		T	18291-MV9-000	GASKET, EX. PIPE.....	1	1	1	1	1	1		
		T	90441-706-000	WASHER, SEALING, 6MM.....	2	2	2	2	2	2		
		T	91301-428-003	O-RING, 35.5X3 (NOK).....	2	2	2	2	2	2		
		T	91306-105-690	O-RING, 9.5X1.5.....	2	2	2	2	2	2		
		T	91307-PLC-004	O-RING, 9.5X1.9 (PANASONIC)....	1	1	1	1	1	1		
EOP-2	1	T	06112-HR6-M00	GASKET KIT B.....	1	1	1	1	1	1		
		T	11347-HR6-B00	GASKET, SUB TRANSMISSION COVER	1	1	1	1	1	1		
		T	11392-HP7-A00	GASKET, FR. CRANKCASE SPACER..	1	1	1	1	1	1		
		T	19226-HP5-600	GASKET, WATER PUMP COVER.....	1	1	1	1	1	1		
		T	24515-HR6-A61	GASKET, CHANGE CASE COVER.....	1	1	1	1	1	1		
		T	27135-HP7-A01	GASKET, OIL CONTROL COVER.....	1	1	1	1	1	1		

NOTE A:PART NO. CHANGE D:NEWLY PROVIDED E:PART NO. DELETION K:REQUIRED NO. CORRECTION L:APPLICATION SERIAL NO. CORRECTION  
M:PART DESCRIPTION CORRECTION T:APPLICATION CORRECTION Z:REMARKS CHANGE

PARTS CATALOGUE NEWS

BOOKNo. :13HR6L03

Block No.	Ref. No.	Note	Part No.	Description	Reqd. QTY						Serial No.	Parts catalogue code
					TRX520							
					L	FA6 M	N	L	FA7 M	N		
		T	90441-706-000	WASHER, SEALING, 6MM.....	1	1	1	1	1	1		
		T	90443-MB0-000	WASHER, SEALING, 10.2MM.....	1	1	1	1	1	1		
		T	90471-580-000	PACKING, 8MM.....	7	7	7	7	7	7		
		T	90545-MC0-000	WASHER, OIL BOLT.....	4	4	4	4	4	4		
		T	91301-107-000	O-RING, 75X2.5.....	1	1	1	1	1	1		
		T	91301-473-003	O-RING, 7X1.7.....	6	6	6	6	6	6		
		T	91301-GRO-004	O-RING, 15.2X1.5.....	1	1	1	1	1	1		
		T	91301-HR3-A40	O-RING, 58X3.....	1	1	1	1	1	1		
		T	91301-P6H-003	O-RING, 7.6X1.9 (KEIHIN).....	1	1	1	1	1	1		
		T	91301-P7X-003	O-RING, 18.5X1.9 (NOK).....	1	1	1	1	1	1		
		T	91302-HB3-004	O-RING, 7.5X1.5.....	1	1	1	1	1	1		
		T	91302-P6H-003	O-RING, 9.6X1.9 (KEIHIN).....	1	1	1	1	1	1		
		T	91302-PL4-003	O-RING, 41.8X2.2 (NOK).....	2	2	2	2	2	2		
		T	91303-377-000	O-RING, 13.8X2.5.....	1	1	1	1	1	1		
		T	91303-679-003	O-RING, 11.5X2.3 (ARAI).....	1	1	1	1	1	1		
		T	91303-KF0-003	O-RING, 14.8X2.4 (ARAI).....	2	2	2	2	2	2		
		T	91303-P6H-003	O-RING, 11.7X1.9 (KEIHIN).....	1	1	1	1	1	1		
		T	91303-PC9-003	O-RING, 104X2.2 (ARAI).....	2	2	2	2	2	2		
		T	91303-PC9-004	O-RING, 104X2.2 (NOK).....	2	2	2	2	2	2		
		T	91304-HP5-601	O-RING, 20.6X1.9.....	2	2	2	2	2	2		
		T	91305-KF0-003	O-RING, 27X2 (ARAI).....	1	1	1	1	1	1		
		T	91305-MG7-003	O-RING, 5X1.7 (ARAI).....	2	2	2	2	2	2		
		T	91307-KF0-003	O-RING, 18X3 (ARAI).....	1	1	1	1	1	1		
		T	91307-PA9-003	O-RING, 31.2X1.9 (ARAI).....	4	4	4	4	4	4		

NOTE A:PART NO. CHANGE D:NEWLY PROVIDED E:PART NO.DELETION K:REQUIRED NO. CORRECTION L:APPLICATION SERIAL NO. CORRECTION  
M:PART DESCRIPTION CORRECTION T:APPLICATION CORRECTION Z:REMARKS CHANGE

PARTS CATALOGUE NEWS

BOOKNo. :13HR6L03

Block No.	Ref. No.	Note	Part No.	Description	Reqd. QTY						Serial No.	Parts catalogue code
					TRX520							
					L	FA6 M	N	L	FA7 M	N		
		T	91308-HN0-A10	O-RING, ANGLE SENSOR.....	1	1	1	1	1	1		
		T	91309-425-003	O-RING, 24. 4X3. 1 (ARAI).....	1	1	1	1	1	1		
		T	91310-HR6-B00	O-RING, 14. 8X1. 9.....	1	1	1	1	1	1		
		T	91313-MB0-003	O-RING, 14. 7X2. 2 (ARAI).....	1	1	1	1	1	1		
		T	91313-MN5-004	O-RING, 7. 8X1. 9 (NOK).....	2	2	2	2	2	2		
		T	91314-PC9-003	O-RING, 8. 5X1. 9 (ARAI).....	1	1	1	1	1	1		
		T	91315-PC9-004	O-RING, 6X1. 5 (NOK).....	1	1	1	1	1	1		
		T	91316-612-000	O-RING, 27. 5X1. 7.....	1	1	1	1	1	1		
		T	91316-MJ8-003	O-RING, 8. 4X2. 4.....	1	1	1	1	1	1		
		T	91319-ME5-003	O-RING, 5. 5X1. 4.....	1	1	1	1	1	1		
		T	91331-PC9-003	O-RING, 21. 2X2. 4 (ARAI).....	1	1	1	1	1	1		
		T	91351-HM8-A51	O-RING, CONTROL MOTOR.....	1	1	1	1	1	1		
		T	94109-12000	WASHER, DRAIN PLUG, 12MM.....	1	1	1	1	1	1		

NOTE A:PART NO. CHANGE D:NEWLY PROVIDED E:PART NO. DELETION K:REQUIRED NO. CORRECTION L:APPLICATION SERIAL NO. CORRECTION  
M:PART DESCRIPTION CORRECTION T:APPLICATION CORRECTION Z:REMARKS CHANGE



# PARTS CATALOGUE NEWS

Honda Motor Co., Ltd.

## PARTS CATALOGUE - CORRECTED

CODE NO.	13HR6L03
PARTS CATALOGUE NEWS	TRX520FA6 / TRX520FA7 TRX520FA6 L / M / N TRX520FA7 L / M / N
NEWS NO.	004

Block No.	Ref. No.	Note	Part No.	Description	Reqd. QTY							Serial No.	Parts catalogue code
					TRX520								
					L	FA6 M	N	L	FA7 M	N			
E-15	2		13010-HR6-305	RING SET, PISTON(STD.)...	1	1	1	1	1	1			
		T	13011-HR6-305	RING SET, PISTON(O. S. 0.25)...	(1)	(1)	-	(1)	(1)	-			
		T	13012-HR6-305	RING SET, PISTON(O. S. 0.50)...	(1)	(1)	-	(1)	(1)	-			
	3		13101-HR6-B00	PISTON(STD.).....	1	1	1	1	1	1			
		T	13102-HR6-305	PISTON(O. S. 0.25).....	(1)	(1)	-	(1)	(1)	-			
		T	13103-HR6-305	PISTON(O. S. 0.50).....	(1)	(1)	-	(1)	(1)	-			

NOTE A:PART NO. CHANGE D:NEWLY PROVIDED E:PART NO. DELETION K:REQUIRED NO. CORRECTION L:APPLICATION SERIAL NO. CORRECTION  
M:PART DESCRIPTION CORRECTION T:APPLICATION CORRECTION Z:REMARKS CHANGE