

V6

# GRANGE LIFT

## Product Catalogue



dandenongcastors.com.au  
(03) 9792 3949  
415 Hammond Rd  
Dandenong, VIC 3175



Dandenong  
Wheels & Castors


rolling forward...





# FLAT SLINGS




Robust and made at the highest quality. Ideal for all heavy lifting.

 Fully Certified

 Robust Tags

 Super Bright Dense Fabric

 Reinforced Eyes

● Safety factor = 8 to 1 ● AS 1353-1997 Compliant

● Custom flat slings made to order\*

\* Subject to lead times

W.L.L 1000KG (violet)	
CODE	LENGTH
FS1.5	0.5mtr
FS11	1mtr
FS11.5	1.5mtr
FS12	2mtr
FS12.5	2.5mtr
FS13	3mtr
FS13.5	3.5mtr
FS14	4mtr
FS15	5mtr
FS16	6mtr
FS17	7mtr
FS18	8mtr
FS19	9mtr
FS110	10mtr



W.L.L 2000KG (green)	
CODE	LENGTH
FS2.5	0.5mtr
FS21	1mtr
FS21.5	1.5mtr
FS22	2mtr
FS22.5	2.5mtr
FS23	3mtr
FS23.5	3.5mtr
FS24	4mtr
FS25	5mtr
FS26	6mtr
FS27	7mtr
FS28	8mtr
FS29	9mtr
FS210	10mtr



W.L.L 3000KG (yellow)	
CODE	LENGTH
FS31	1mtr
FS31.5	1.5mtr
FS32	2mtr
FS32.5	2.5mtr
FS33	3mtr
FS33.5	3.5mtr
FS34	4mtr
FS35	5mtr
FS36	6mtr
FS37	7mtr
FS38	8mtr
FS39	9mtr
FS310	10mtr



W.L.L 4000KG (grey)	
CODE	LENGTH
FS42	2mtr
FS43	3mtr
FS44	4mtr
FS45	5mtr
FS46	6mtr
FS47	7mtr
FS48	8mtr
FS49	9mtr
FS410	10mtr



W.L.L 5000KG (red)	
CODE	LENGTH
FS53	3mtr
FS54	4mtr
FS55	5mtr
FS56	6mtr
FS57	7mtr
FS58	8mtr
FS59	9mtr
FS510	10mtr



W.L.L 6000KG (brown)	
CODE	LENGTH
FS63	3mtr
FS64	4mtr
FS65	5mtr
FS66	6mtr
FS67	7mtr
FS68	8mtr
FS69	9mtr
FS610	10mtr



W.L.L 8000KG (blue)	
CODE	LENGTH
FS83	3mtr
FS84	4mtr
FS85	5mtr
FS86	6mtr
FS87	7mtr
FS88	8mtr
FS89	9mtr
FS810	10mtr



W.L.L 10000KG (orange)	
CODE	LENGTH
FS103	3mtr
FS104	4mtr
FS105	5mtr
FS106	6mtr
FS107	7mtr
FS108	8mtr
FS109	9mtr
FS1010	10mtr





# ROUND SLINGS

High quality, dense fabric, protects the internal fibres meaning a longer operational life.

Fully Certified

Robust Tags

Highest Quality

Tag Protection

- Safety factor = 7 to 1
- AS 4497-1997 Compliant
- Custom round slings made to order\*

\* Subject to lead times

W.L.L 1000KG (violet)	
CODE	LENGTH
RS1.5	0.5mtr
RS11	1mtr
RS11.5	1.5mtr
RS12	2mtr
RS12.5	2.5mtr
RS13	3mtr
RS13.5	3.5mtr
RS14	4mtr
RS15	5mtr
RS16	6mtr
RS17	7mtr
RS18	8mtr
RS19	9mtr
RS110	10mtr



W.L.L 2000KG (green)	
CODE	LENGTH
RS2.5	0.5mtr
RS21	1mtr
RS21.5	1.5mtr
RS22	2mtr
RS22.5	2.5mtr
RS23	3mtr
RS23.5	3.5mtr
RS24	4mtr
RS25	5mtr
RS26	6mtr
RS27	7mtr
RS28	8mtr
RS29	9mtr
RS210	10mtr



W.L.L 3000KG (yellow)	
CODE	LENGTH
RS31	1mtr
RS31.5	1.5mtr
RS32	2mtr
RS32.5	2.5mtr
RS33	3mtr
RS33.5	3.5mtr
RS34	4mtr
RS35	5mtr
RS36	6mtr
RS37	7mtr
RS38	8mtr
RS39	9mtr
RS310	10mtr



W.L.L 4000KG (grey)	
CODE	LENGTH
RS41	1mtr
RS42	2mtr
RS43	3mtr
RS44	4mtr
RS45	5mtr
RS46	6mtr
RS47	7mtr
RS48	8mtr
RS49	9mtr
RS410	10mtr



W.L.L 5000KG (red)	
CODE	LENGTH
RS51	1mtr
RS52	2mtr
RS53	3mtr
RS54	4mtr
RS55	5mtr
RS56	6mtr
RS57	7mtr
RS58	8mtr
RS59	9mtr
RS510	10mtr



W.L.L 6000KG (brown)	
CODE	LENGTH
RS62	2mtr
RS63	3mtr
RS64	4mtr
RS65	5mtr
RS66	6mtr
RS67	7mtr
RS68	8mtr
RS69	9mtr
RS610	10mtr



W.L.L 8000KG (blue)	
CODE	LENGTH
RS82	2mtr
RS83	3mtr
RS84	4mtr
RS85	5mtr
RS86	6mtr
RS87	7mtr
RS88	8mtr
RS89	9mtr
RS810	10mtr










W.L.L 10000KG (orange)	
CODE	LENGTH
RS102	2mtr
RS103	3mtr
RS104	4mtr
RS105	5mtr
RS106	6mtr
RS107	7mtr
RS108	8mtr
RS109	9mtr
RS1010	10mtr



W.L.L 15000KG (orange)		W.L.L 20000KG (orange)	
CODE	LENGTH	CODE	LENGTH
RS153	3mtr	RS203	3mtr
RS155	5mtr	RS205	5mtr
RS156	6mtr	RS206	6mtr
RS158	8mtr	RS208	8mtr
RS1510	10mtr	RS2010	10mtr



FLAT WEBBING & ROUND SLINGS (POLYESTER)

POLYESTER WEBBING SLINGS & ROUND SLINGS								
LIFTING MODE		VERTICAL	CHOKE	BASKET	BASKET	BASKET	BASKET	BASKET
		W.L.L	W.L.L	W.L.L	30° W.L.L	60° W.L.L	90° W.L.L	120° W.L.L
Kg	Colour Code	Kg	Kg	Kg	Kg	Kg	Kg	Kg
1000	Violet	1000	800	2000	1900	1730	1410	1000
2000	Green	2000	1600	4000	3800	3460	2820	2000
3000	Yellow	3000	2400	6000	5700	5190	4230	3000
4000	Grey	4000	3200	8000	7600	6920	5630	4000
5000	Red	5000	4000	10000	9500	8650	7050	5000
6000	Brown	6000	4800	12000	11400	10380	8460	6000
8000	Blue	8000	6400	16000	15200	13840	11280	8000
10000	Orange	10000	8000	20000	19000	17300	14100	10000



# 02/

## Lifting Shackles / Eye-Nuts and Bolts

**Shackles** Grade S lifting shackles form an integral link in a large number of lifting situations.

Grange white pin shackles are easily identified and fully compliant with AS2741.

**Eye Nuts & Bolts** Grange DIN 582 & 580 Standard eye nuts and bolts complete the lifting equation.



PH: (03) 9792 3949 FAX: (03) 9791 2484

[sales@dandenongcastors.com.au](mailto:sales@dandenongcastors.com.au)

415 Hammond Rd, Dandenong VIC 3175

# GRADE S ALLOY SHACKLES



● AS 2741 Compliant

GRADE S ALLOY STEEL SCREW PIN BOW SHACKLES		
CODE	DESCRIPTION	W.L.L
20921	Screw pin bow shackle (6mm)	500kg
20922	Screw pin bow shackle (8mm)	750kg
20923	Screw pin bow shackle (10mm)	1000kg
20924	Screw pin bow shackle (11mm)	1500kg
20925	Screw pin bow shackle (13mm)	2000kg
20926	Screw pin bow shackle (16mm)	3200kg
20927	Screw pin bow shackle (19mm)	4700kg
20928	Screw pin bow shackle (22mm)	6500kg
20929	Screw pin bow shackle (25mm)	8500kg
20930	Screw pin bow shackle (29mm)	9500kg
20931	Screw pin bow shackle (32mm)	12000kg
20932	Screw pin bow shackle (35mm)	13500kg
20933	Screw pin bow shackle (38mm)	17000kg
20934	Screw pin bow shackle (44mm)	25000kg
20935	Screw pin bow shackle (51mm)	35000kg



● AS 2741 Compliant

GRADE S ALLOY STEEL SCREW PIN DEE SHACKLES		
CODE	DESCRIPTION	W.L.L
20901	Screw pin dee shackle (6mm)	500kg
20902	Screw pin dee shackle (8mm)	750kg
20903	Screw pin dee shackle (10mm)	1000kg
20904	Screw pin dee shackle (11mm)	1500kg
20905	Screw pin dee shackle (13mm)	2000kg
20906	Screw pin dee shackle (16mm)	3200kg
20907	Screw pin dee shackle (19mm)	4700kg
20908	Screw pin dee shackle (22mm)	6500kg
20909	Screw pin dee shackle (25mm)	8500kg
20910	Screw pin dee shackle (29mm)	9500kg
20911	Screw pin dee shackle (32mm)	12000kg
20912	Screw pin dee shackle (35mm)	13500kg
20913	Screw pin dee shackle (38mm)	17000kg
20914	Screw pin dee shackle (44mm)	25000kg
20915	Screw pin dee shackle (51mm)	35000kg

- Marked with Working Load Limit in tonnes
- Proof tested to twice the working limit
- Minimum Break force of 6 times the working load limit
- Test certificates available upon request



● AS 2741 Compliant

GRADE S ALLOY STEEL SAFETY PIN BOW SHACKLES		
CODE	DESCRIPTION	W.L.L
20961	Safety pin bow shackle (13mm)	2000kg
20962	Safety pin bow shackle (16mm)	3200kg
20963	Safety pin bow shackle (19mm)	4700kg
20964	Safety pin bow shackle (22mm)	6500kg
20965	Safety pin bow shackle (25mm)	8500kg
20966	Safety pin bow shackle (29mm)	9500kg
20967	Safety pin bow shackle (32mm)	12000kg
20968	Safety pin bow shackle (35mm)	13500kg
20969	Safety pin bow shackle (38mm)	17000kg
20970	Safety pin bow shackle (44mm)	25000kg
20971	Safety pin bow shackle (51mm)	35000kg



● AS 2741 Compliant

GRADE S ALLOY STEEL SAFETY PIN DEE SHACKLES		
CODE	DESCRIPTION	W.L.L
20941	Safety pin dee shackle (13mm)	2000kg
20942	Safety pin dee shackle (16mm)	3200kg
20943	Safety pin dee shackle (19mm)	4700kg
20944	Safety pin dee shackle (22mm)	6500kg
20945	Safety pin dee shackle (25mm)	8500kg
20946	Safety pin dee shackle (29mm)	9500kg
20947	Safety pin dee shackle (32mm)	12000kg
20948	Safety pin dee shackle (35mm)	13500kg
20949	Safety pin dee shackle (38mm)	17000kg
20950	Safety pin dee shackle (44mm)	25000kg
20951	Safety pin dee shackle (51mm)	35000kg

DEE SHACKLE WITH SCREW PIN	WORKING LOAD LIMIT METRIC TONNES	MATERIAL DIAMETER BOW d mm	MATERIAL DIAMETER PIN D mm	DEE INSIDE WIDTH W mm	BOW INSIDE WIDTH W mm	INSIDE LENGTH	
						DEE SHACKLE L mm	BOW SHACKLE L mm
	0.33	5	6	10	15	16	22
	0.5	6	8	12	20	22	29
	0.75	8	10	13	21	26	31
BOW SHACKLE WITH SCREW PIN	1	10	11	17	26	32	37
	1.5	11	13	18	29	37	43
	2	13	16	21	33	41	48
	3.2	16	19	27	43	51	61
	4.7	19	22	32	51	60	72
	6.5	22	25	37	58	71	84
SAFETY DEE SHACKLE BOLT TYPE	8.5	25	29	43	68	81	95
	9.5	29	32	46	74	90	108
	12	32	35	52	83	100	119
	13.5	35	38	57	92	113	133
	17	38	41	60	98	124	146
	25	44	51	73	127	146	178
SAFETY BOW SHACKLE BOLT TYPE	35	51	57	83	146	171	197
	45	57	63	95	160	181	222
	55	63	70	105	184	203	267
	85	76	83	127	200	229	330
	120	89	95	146	241	267	381
	150	102	108	165	279	318	432

02 LIFTING SHACKLES / EYE-NUTS & BOLTS

02 LIFTING SHACKLES / EYE-NUTS & BOLTS

## EYE NUTS & BOLTS



### ZINC PLATED LIFTING EYEBOLTS DIN 580 STANDARD

CODE	DESCRIPTION	W.L.L
26151	6mm Lifting eyebolt	70kg
26152	8mm Lifting eyebolt	140kg
26153	10mm Lifting eyebolt	230kg
26154	12mm Lifting eyebolt	340kg
26156	16mm Lifting eyebolt	700kg
26158	20mm Lifting eyebolt	1200kg
26159	22mm Lifting eyebolt	1500kg
26160	24mm Lifting eyebolt	1800kg



### ZINC PLATED LIFTING EYENUTS DIN 582 STANDARD

CODE	DESCRIPTION	W.L.L
26201	6mm Lifting eyenut	70kg
26202	8mm Lifting eyenut	140kg
26203	10mm Lifting eyenut	230kg
26204	12mm Lifting eyenut	340kg
26206	16mm Lifting eyenut	700kg
26208	20mm Lifting eyenut	1200kg
26209	22mm Lifting eyenut	1500kg
26210	24mm Lifting eyenut	1800kg



# 03 /

## Grade 80 Lifting Chain & Components

Grange Grade 80 lifting chain and components are tested, certified and fully compliant with the applicable Australian Standards.

These components work together, in a multitude of combinations, to cover the vast majority of lifting configurations.

## DIN 580 EYE BOLTS

- COLLAR SHALL BE SEATED AGAINST THREADED SURFACE

Eye Bolt Size	SINGLE EYE BOLT		PAIR OF EYE BOLTS		
	Axial	Side 90°	30° Angle	60° Angle	90° Angle
M6	0.07	0.018	0.088	0.056	0.035
M8	0.14	0.035	0.176	0.112	0.07
M10	0.23	0.058	0.29	0.184	0.115
M12	0.34	0.085	0.428	0.272	0.17
M16	0.70	0.175	0.882	0.56	0.35
M20	1.20	0.3	1.512	0.96	0.6
M22	1.50	0.375	1.89	1.2	0.75
M24	1.80	0.45	2.268	1.44	0.9

W.L.L = Working Load Limit



**Dandenong  
Wheels & Castors**

*rolling forward...*

**PH: (03) 9792 3949 FAX: (03) 9791 2484**

**sales@dandenongcastors.com.au**

**415 Hammond Rd, Dandenong VIC 3175**

## GRADE 80 LIFTING CHAIN & LIFTING COMPONENTS



● AS 2321 Compliant

GRADE 80 ALLOY STEEL SHORT LINK LIFTING CHAIN			
CODE	DESCRIPTION	W.L.L	
18300	6mm Grade 80 short link lifting chain	1.1t	
18301	7mm Grade 80 short link lifting chain	1.5t	
18302	8mm Grade 80 short link lifting chain	2t	
18304	10mm Grade 80 short link lifting chain	3.2t	
18307	13mm Grade 80 short link lifting chain	5.3t	
18310	16mm Grade 80 short link lifting chain	8t	



● AS 3776 Compliant

GRADE 80 ALLOY STEEL SINGLE/DOUBLE OBLONG LINKS				
CODE	DESCRIPTION	SINGLE	DOUBLE	W.L.L
25821	Single/double oblong link (inside 95x51mm)	6/7/8mm	6/7mm	2.6t
25824	Single/double oblong link (inside 190x100mm)	7/8mm	7mm	2.8t
25823	Single/double oblong link (inside 120x70mm)	8/10mm	7/8mm	3.8t
25826	Single/double oblong link (inside 170x190mm)	13mm	10mm	5.8t
25828	Single/double oblong link (inside 210x110mm)	13mm	10mm	6.4t
25831	Single/double oblong link (inside 270x140mm)	16mm	13mm	10.5t
25832	Single/double oblong link (inside 270x140mm)	16/20mm	16mm	10.5t
25834	Single/double oblong link (inside 420x220mm)	20/22mm	16mm	17t
25836	Single/double oblong link (inside 470x250mm)	22/26mm	20mm	24.5t



● AS 3776 Compliant

GRADE 80 ALLOY STEEL MULTI MASTER OBLONG LINKS			
CODE	DESCRIPTION	SINGLE/DOUBLE	W.L.L
25751A	Multi master oblong link (inside 135x75mm)	6/7mm	3.15t
25752	Multi master oblong link (inside 160x90mm)	7/8mm	4.25t
25753	Multi master oblong link (inside 180x100mm)	10mm	6.7t
25754	Multi master oblong link (inside 200x100mm)	13mm	11.2t
25755	Multi master oblong link (inside 260x140mm)	16mm	17t
25757	Multi master oblong link (inside 350x190mm)	20mm	26.5t



● AS 3776 Compliant

GRADE 80 ALLOY STEEL HAMMER TYPE CONNECTING LINKS		
CODE	DESCRIPTION	W.L.L
25201	6mm Connecting link (hammer assembly)	1.1t
25203	7/8mm Connecting link (hammer assembly)	2t
25204	10mm Connecting link (hammer assembly)	3.2t
25205	13mm Connecting link (hammer assembly)	5.3t
25206	16mm Connecting link (hammer assembly)	8t
25207	20mm Connecting link (hammer assembly)	12.5t



● AS 3776 Compliant

GRADE 80 ALLOY STEEL CLEVIS SHORTENING GRAB HOOK w/WINGS		
CODE	DESCRIPTION	W.L.L
25101	6mm Clevis shortening grab hook with wings	1.1t
25102	7/8mm Clevis shortening grab hook with wings	2t
25103	10mm Clevis shortening grab hook with wings	3.2t
25104	13mm Clevis shortening grab hook with wings	5.3t
25105	16mm Clevis shortening grab hook with wings	8t
25106	20mm Clevis shortening grab hook with wings	12.5t



● AS 3776 Compliant

GRADE 80 ALLOY STEEL CLEVIS SHORTENING CLUTCHES		
CODE	DESCRIPTION	W.L.L
25182	7/8mm Clevis shortening clutch	2t
25183	10mm Clevis shortening clutch	3.2t
25184	13mm Clevis shortening clutch	5.3t
25185	16mm Clevis shortening clutch	8t
25186	20mm Clevis shortening clutch	12.5t



● AS 3776 Compliant

GRADE 80 ALLOY STEEL CLEVIS SELF LOCKING HOOKS		
CODE	DESCRIPTION	W.L.L
25021	6mm Clevis self locking hook	1.1t
25022	7/8mm Clevis self locking hook	2t
25023	10mm Clevis self locking hook	3.2t
25024	13mm Clevis self locking hook	5.3t
25025	16mm Clevis self locking hook	8t
25026	20mm Clevis self locking hook	12.5t



- AS 3776 Compliant
- Made from G80 steel
- Marked with chain size, grade and GL.
- Test certificates available upon request

GRADE 80 ALLOY STEEL CLEVIS SLING HOOK w/SAFETY LATCH		
CODE	DESCRIPTION	W.L.L
25371	6mm Clevis sling hook with safety latch	1.1t
25372	7/8mm Clevis sling hook with safety latch	2t
25373	10mm Clevis sling hook with safety latch	3.2t
25374	13mm Clevis sling hook with safety latch	5.3t
25375	16mm Clevis sling hook with safety latch	8t
25376	20mm Clevis sling hook with safety latch	12.5t



PH: (03) 9792 3949 FAX: (03) 9791 2484

sales@dandenongcastors.com.au

415 Hammond Rd, Dandenong VIC 3175



GRADE 80 ALLOY STEEL EYE TYPE SHORTENING GRAB HOOK w/WINGS		
CODE	DESCRIPTION	W.L.L
25081	6mm Eye type shortening grab hook with wings	1.1t
25082	7/8mm Eye type shortening grab hook with wings	2t
25083	10mm Eye type shortening grab hook with wings	3.2t
25084	13mm Eye type shortening grab hook with wings	5.3t
25085	16mm Eye type shortening grab hook with wings	8t
25086	20mm Eye type shortening grab hook with wings	12.5t

● AS 3776 Compliant



GRADE 80 ALLOY STEEL EYE TYPE SWIVEL SELF LOCKING HOOKS		
CODE	DESCRIPTION	W.L.L
25041	6mm Eye type swivel self locking hook	1.1t
25042	7/8mm Eye type swivel self locking hook	2t
25043	10mm Eye type swivel self locking hook	3.2t
25044	13mm Eye type swivel self locking hook	5.3t
25045	16mm Eye type swivel self locking hook	8t
25046	20mm Eye type swivel self locking hook	12.5t

● AS 3776 Compliant



GRADE 80 ALLOY STEEL EYE TYPE SELF LOCKING HOOKS		
CODE	DESCRIPTION	W.L.L
25001	6mm Eye type self locking hook	1.1t
25002	7/8mm Eye type self locking hook	2t
25003	10mm Eye type self locking hook	3.2t
25004	13mm Eye type self locking hook	5.3t
25005	16mm Eye type self locking hook	8t
25006	20mm Eye type self locking hook	12.5t

● AS 3776 Compliant



GRADE 80 ALLOY STEEL EXCAVATOR HOOK w/SAFETY LATCH (Weld On)		
CODE	DESCRIPTION	W.L.L
25131	2 Tonne Weld on excavator hook with safety latch	2t
25132	3 Tonne Weld on excavator hook with safety latch	3t
25133	5 Tonne Weld on excavator hook with safety latch	5t
25134	8 Tonne Weld on excavator hook with safety latch	8t
25135	10 Tonne Weld on excavator hook with safety latch	10t

● AS 3776 Compliant



GRADE 80 ALLOY STEEL EYE TYPE SLING HOOK w/SAFETY LATCH		
CODE	DESCRIPTION	W.L.L
25165	6mm Eye type sling hook with safety latch	1.1t
25166	7/8mm Eye type sling hook with safety latch	2t
25167	10mm Eye type sling hook with safety latch	3.2t
25168	13mm Eye type sling hook with safety latch	5.3t
25169	16mm Eye type sling hook with safety latch	8t
25170	20mm Eye type sling hook with safety latch	12.5t

● AS 3776 Compliant



GRADE 80 ALLOY STEEL PANEL CLUTCHES (Swift)		
CODE	DESCRIPTION	W.L.L
25251	1-1.3 Tonne Panel clutch	1-1.3t
25252	1.5-2.5 Tonne Panel clutch	1.5-2.5t
25253	3-5 Tonne Panel clutch	3-5t
25254	6-10 Tonne Panel clutch	6-10t

● AS 3850 Compliant



GRADE 80 ALLOY STEEL EYE SWIVEL SLING HOOK w/SAFETY LATCH		
CODE	DESCRIPTION	W.L.L
25092	7/8mm Eye swivel sling hook with safety latch	2t
25093	10mm Eye swivel sling hook with safety latch	3.2t
25094	13mm Eye swivel sling hook with safety latch	5.3t
25095	16mm Eye swivel sling hook with safety latch	8t
25096	20mm Eye swivel sling hook with safety latch	12.5t

● AS 3776 Compliant



GRADE 80 ALLOY STEEL OMEGA LINK		
CODE	DESCRIPTION	W.L.L
25161	Omega Link 7/8mm	2t
25162	Omega Link 10mm	3.2t
25163	Omega Link 13mm	5.3t

● AS 3776 Compliant





GRADE 80 ALLOY STEEL SPARE PART: PIN & STUD KITS FOR CONNECTING LINKS	
CODE	DESCRIPTION
25201S	6mm Pin and stud kit
25202S	7/8mm Pin and stud kit
25203S	10mm Pin and stud kit
25204S	13mm Pin and stud kit
25205S	16mm Pin and stud kit
25206S	20mm Pin and stud kit



GRADE 80 ALLOY STEEL SPARE PART: LOAD PINS FOR CLEVIS HOOKS	
CODE	DESCRIPTION
25021P	6mm Clevis load pin kit
25022P	7/8mm Clevis load pin kit
25023P	10mm Clevis load pin kit
25024P	13mm Clevis load pin kit
25025P	16mm Clevis load pin kit
25026P	20mm Clevis load pin kit



GRADE 80 ALLOY STEEL SPARE PART: SLING HOOK SAFETY LATCHES	
CODE	DESCRIPTION
25371P	6mm Sling hook safety latch kit
25372P	7/8mm Sling hook safety latch kit
25373P	10mm Sling hook safety latch kit
25374P	13mm Sling hook safety latch kit
25375P	16mm Sling hook safety latch kit
25376P	20mm Sling hook safety latch kit



GRADE 80 ALLOY STEEL SPARE PART: TRIGGER KIT FOR SELF LOCKING HOOKS	
CODE	DESCRIPTION
25001P	6mm Trigger kit for self locking hook
25002P	7/8mm Trigger kit for self locking hook
25003P	10mm Trigger kit for self locking hook
25004P	13mm Trigger kit for self locking hook
25005P	16mm Trigger kit for self locking hook
25006P	20mm Trigger kit for self locking hook



SINGLE LEG CHAIN SLINGS WITH SHORTENING GRAB HOOK & SELF LOCKING HOOK			
CODE	CHAIN SIZE	EFFECTIVE LENGTH	W.L.L
CS6MM1L1.0M	6mm	1.0mtr	1100kg
CS6MM1L2.0M	6mm	2.0mtr	1100kg
CS6MM1L3.0M	6mm	3.0mtr	1100kg
CS6MM1L4.0M	6mm	4.0mtr	1100kg
CS6MM1L5.0M	6mm	5.0mtr	1100kg
CS6MM1L6.0M	6mm	6.0mtr	1100kg
CS7MM1L1.0M	7mm	1.0mtr	1500kg
CS7MM1L2.0M	7mm	2.0mtr	1500kg
CS7MM1L3.0M	7mm	3.0mtr	1500kg
CS7MM1L4.0M	7mm	4.0mtr	1500kg
CS7MM1L5.0M	7mm	5.0mtr	1500kg
CS7MM1L6.0M	7mm	6.0mtr	1500kg
CS8MM1L1.0M	8mm	1.0mtr	2000kg
CS8MM1L2.0M	8mm	2.0mtr	2000kg
CS8MM1L3.0M	8mm	3.0mtr	2000kg
CS8MM1L4.0M	8mm	4.0mtr	2000kg
CS8MM1L5.0M	8mm	5.0mtr	2000kg
CS8MM1L6.0M	8mm	6.0mtr	2000kg
CS10MM1L1.0M	10mm	1.0mtr	3200kg
CS10MM1L2.0M	10mm	2.0mtr	3200kg
CS10MM1L3.0M	10mm	3.0mtr	3200kg
CS10MM1L4.0M	10mm	4.0mtr	3200kg
CS10MM1L5.0M	10mm	5.0mtr	3200kg
CS10MM1L6.0M	10mm	6.0mtr	3200kg
CS13MM1L1.0M	13mm	1.0mtr	5300kg
CS13MM1L2.0M	13mm	2.0mtr	5300kg
CS13MM1L3.0M	13mm	3.0mtr	5300kg
CS13MM1L4.0M	13mm	4.0mtr	5300kg
CS13MM1L5.0M	13mm	5.0mtr	5300kg
CS13MM1L6.0M	13mm	6.0mtr	5300kg



Slings supplied in pail with your reseller information.

 **Custom Slings made to order**  
 [info@grangelift.com.au](mailto:info@grangelift.com.au)

- Each assembly is inspected and proof tested in an accredited laboratory
- Supplied with it's own test certificate
- Fitted with a working load limit tag
- Issued with individual serial numbers
- Supplied in a storage pail, with the resellers contact details displayed on the label

● AS 3775.1 Compliant



Slings supplied in pail with your reseller information.



**Custom Slings made to order**




[info@grangelift.com.au](mailto:info@grangelift.com.au)

● AS 3775.1 Compliant

**TWO LEG CHAIN SLINGS WITH SHORTENING GRAB HOOK & SELF LOCKING HOOK**

CODE	CHAIN SIZE	EFFECTIVE LENGTH	W.L.L
CS6MM2L1.0M	6mm	1.0mtr	1900kg @ 60°
CS6MM2L2.0M	6mm	2.0mtr	1900kg @ 60°
CS6MM2L3.0M	6mm	3.0mtr	1900kg @ 60°
CS6MM2L4.0M	6mm	4.0mtr	1900kg @ 60°
CS6MM2L5.0M	6mm	5.0mtr	1900kg @ 60°
CS6MM2L6.0M	6mm	6.0mtr	1900kg @ 60°
CS7MM2L1.0M	7mm	1.0mtr	2600kg @ 60°
CS7MM2L2.0M	7mm	2.0mtr	2600kg @ 60°
CS7MM2L3.0M	7mm	3.0mtr	2600kg @ 60°
CS7MM2L4.0M	7mm	4.0mtr	2600kg @ 60°
CS7MM2L5.0M	7mm	5.0mtr	2600kg @ 60°
CS7MM2L6.0M	7mm	6.0mtr	2600kg @ 60°
CS8MM2L1.0M	8mm	1.0mtr	3500kg @ 60°
CS8MM2L2.0M	8mm	2.0mtr	3500kg @ 60°
CS8MM2L3.0M	8mm	3.0mtr	3500kg @ 60°
CS8MM2L4.0M	8mm	4.0mtr	3500kg @ 60°
CS8MM2L5.0M	8mm	5.0mtr	3500kg @ 60°
CS8MM2L6.0M	8mm	6.0mtr	3500kg @ 60°
CS10MM2L1.0M	10mm	1.0mtr	5500kg @ 60°
CS10MM2L2.0M	10mm	2.0mtr	5500kg @ 60°
CS10MM2L3.0M	10mm	3.0mtr	5500kg @ 60°
CS10MM2L4.0M	10mm	4.0mtr	5500kg @ 60°
CS10MM2L5.0M	10mm	5.0mtr	5500kg @ 60°
CS10MM2L6.0M	10mm	6.0mtr	5500kg @ 60°
CS13MM2L1.0M	13mm	1.0mtr	9200kg @ 60°
CS13MM2L2.0M	13mm	2.0mtr	9200kg @ 60°
CS13MM2L3.0M	13mm	3.0mtr	9200kg @ 60°
CS13MM2L4.0M	13mm	4.0mtr	9200kg @ 60°
CS13MM2L5.0M	13mm	5.0mtr	9200kg @ 60°
CS13MM2L6.0M	13mm	6.0mtr	9200kg @ 60°

- Each assembly is inspected and proof tested in an accredited laboratory
- Supplied with it's own test certificate
- Fitted with a working load limit tag
- Issued with individual serial numbers
- Supplied in a storage pail, with the resellers contact details displayed on the label



Slings supplied in pail with your reseller information.



**Custom Slings made to order**



[info@grangelift.com.au](mailto:info@grangelift.com.au)

● AS 3775.1 Compliant

**FOUR LEG CHAIN SLINGS WITH SHORTENING GRAB HOOK & SELF LOCKING HOOK**

CODE	CHAIN SIZE	EFFECTIVE LENGTH	W.L.L
CS6MM4L1.0M	6mm	1.0mtr	1900kg @ 60°
CS6MM4L2.0M	6mm	2.0mtr	1900kg @ 60°
CS6MM4L3.0M	6mm	3.0mtr	1900kg @ 60°
CS6MM4L4.0M	6mm	4.0mtr	1900kg @ 60°
CS6MM4L5.0M	6mm	5.0mtr	1900kg @ 60°
CS6MM4L6.0M	6mm	6.0mtr	1900kg @ 60°
CS7MM4L1.0M	7mm	1.0mtr	2600kg @ 60°
CS7MM4L2.0M	7mm	2.0mtr	2600kg @ 60°
CS7MM4L3.0M	7mm	3.0mtr	2600kg @ 60°
CS7MM4L4.0M	7mm	4.0mtr	2600kg @ 60°
CS7MM4L5.0M	7mm	5.0mtr	2600kg @ 60°
CS7MM4L6.0M	7mm	6.0mtr	2600kg @ 60°
CS8MM4L1.0M	8mm	1.0mtr	3500kg @ 60°
CS8MM4L2.0M	8mm	2.0mtr	3500kg @ 60°
CS8MM4L3.0M	8mm	3.0mtr	3500kg @ 60°
CS8MM4L4.0M	8mm	4.0mtr	3500kg @ 60°
CS8MM4L5.0M	8mm	5.0mtr	3500kg @ 60°
CS8MM4L6.0M	8mm	6.0mtr	3500kg @ 60°
CS10MM4L1.0M	10mm	1.0mtr	5500kg @ 60°
CS10MM4L2.0M	10mm	2.0mtr	5500kg @ 60°
CS10MM4L3.0M	10mm	3.0mtr	5500kg @ 60°
CS10MM4L4.0M	10mm	4.0mtr	5500kg @ 60°
CS10MM4L5.0M	10mm	5.0mtr	5500kg @ 60°
CS10MM4L6.0M	10mm	6.0mtr	5500kg @ 60°
CS13MM4L1.0M	13mm	1.0mtr	9200kg @ 60°
CS13MM4L2.0M	13mm	2.0mtr	9200kg @ 60°
CS13MM4L3.0M	13mm	3.0mtr	9200kg @ 60°
CS13MM4L4.0M	13mm	4.0mtr	9200kg @ 60°
CS13MM4L5.0M	13mm	5.0mtr	9200kg @ 60°
CS13MM4L6.0M	13mm	6.0mtr	9200kg @ 60°

- Each assembly is inspected and proof tested in an accredited laboratory
- Supplied with it's own test certificate
- Fitted with a working load limit tag
- Issued with individual serial numbers
- Supplied in a storage pail, with the resellers contact details displayed on the label

# CRANE E-SERIES

## CHAIN BLOCKS

The Crane E-series chain blocks are Heavy Duty; built to help you get the job done. Suitable for many applications in the mining, construction, industrial and automotive industry. With its tough powder coating exterior and the strength and reliability, you have come to know with the Crane range; the E-series will help you 'Lift with confidence.'

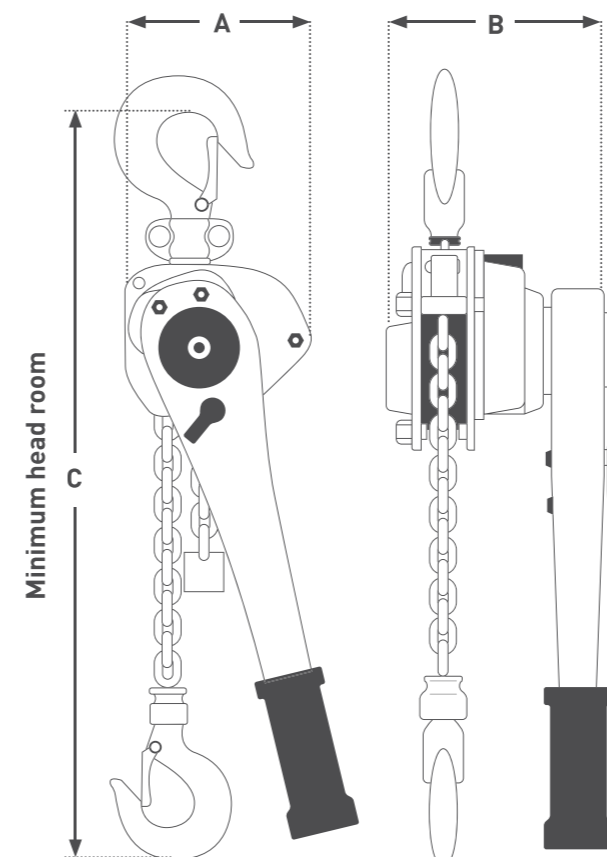

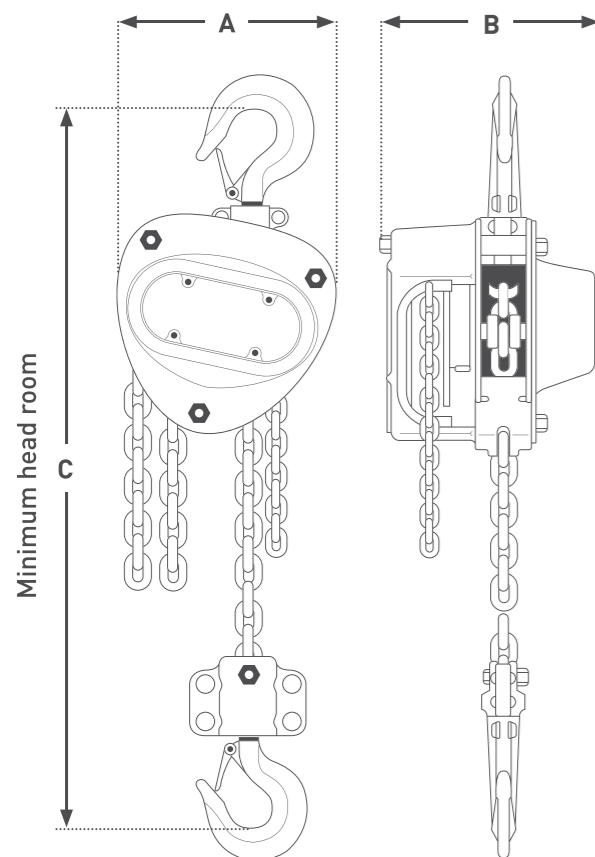
- All quality components
- Re chainable for other lengths
- Powder coated

### TECHNICAL PROPERTIES

MODEL NUMBER	SIZE	CHAIN LIFT	NUMBER OF FALLS	CHAIN SIZE
EC053	500 Kg	3m	1	6mm
EC056	500 Kg	6m	1	6mm
EC13	1 Tonne	3m	1	6mm
EC16	1 Tonne	6m	1	6mm
EC23	2 Tonnes	3m	1	10mm
EC26	2 Tonnes	6m	1	10mm
EC33	3 Tonnes	3m	2	8mm
EC36	3 Tonnes	6m	2	8mm

### CLEARANCE DIMENSIONS

MODEL NUMBER	A (mm)	B (mm)	C (mm)	HOOK OPENING (mm)
EC053 & 56	125	111	225	24
EC13 & 16	147	126	306	28
EC23 & 26	215	163	396	38
EC33 & 36	183	141	486	38



# CRANE E-SERIES

## LEVER BLOCKS

The Crane E-series lever blocks are Heavy Duty; built to help you get the job done. Suitable for many applications in the mining, construction, industrial and automotive industry. With its tough powder coating exterior and the strength and reliability, you have come to know with the Crane range; the E-series will help you 'Lift with confidence.'

- Single action directional trigger with neutral
- Precision chain alignment guide
- Re chainable for other lengths
- Powder coated

### TECHNICAL PROPERTIES

MODEL NUMBER	SIZE	CHAIN LENGTH	CHAIN SIZE
EL025	250 Kg	1.5m	4mm
EL050	500 Kg	1.5m	5mm
EL075	750 Kg	1.5m	6mm
EL150	1.5 Tonnes	1.5m	8mm
EL300	3 Tonnes	1.5m	10mm

### CLEARANCE DIMENSIONS

MODEL NUMBER	A (mm)	B (mm)	C (mm)	HOOK OPENING (mm)
EL025	75	99	215	15
EL050	90	115	375	20
EL075	136	153	325	27
EL150	160	180	380	30
EL300	200	205	480	38


# CRANE

## CHAIN BLOCKS

Crane chain blocks are built for industry. They are built to last. Made with a unique galvanising process our Crane's range resistant to oxidising in the harshest environments. We ensure that the unit will outlast the job. With industry-leading overload protection fitted as standard in all our Crane chain blocks, we've ticked all the safety boxes. Crane's are fully rebuildable with a full list of spare parts.

Whether you are in power generation, mining, building and construction, offshore or workshop, Crane is the answer.

- Overload protection
- Fully rebuildable
- All quality components
- Re chainable for other lengths

 External galvanisation process unique to the Crane range of lifting equipment.


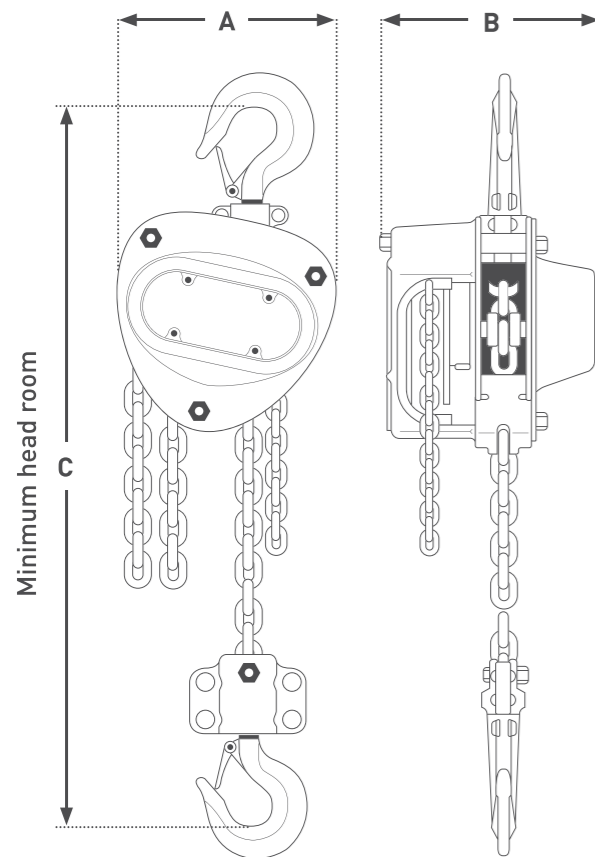


### TECHNICAL PROPERTIES

MODEL NUMBER	SIZE	CHAIN LIFT	NUMBER OF FALLS
CC053	500 Kg	3m	1
CC056	500 Kg	6m	1
CC13	1 Tonne	3m	1
CC16	1 Tonne	6m	1
CC23	2 Tonnes	3m	1
CC26	2 Tonnes	6m	1
CC33	3 Tonnes	3m	1
CC36	3 Tonnes	6m	1
CC53	5 Tonnes	3m	2
CC56	5 Tonnes	6m	2

### CLEARANCE DIMENSIONS

MODEL NUMBER	A (mm)	B (mm)	C (mm)	HOOK OPENING (mm)
CC053 & 56	142	172	345	20
CC13 & 16	161	154	383	27
CC23 & 26	202	177	485	35
CC33 & 36	255	205	554	39
CC53 & 56	250	189	688	45



# CRANE


## LEVER BLOCKS

Serious riggers need a serious lever block. With industry-tough galvanising the Crane lever block can handle the hard knocks of heavy industry in the harshest environments.

For ultra safe lifting our smooth overload clutch ensures that you can work flat out with no compromise on safety. These blocks are fully rebuildable with a full list of spare parts.

Whether you are in power generation, mining, building and construction, offshore or workshop, Crane is the answer.

- Single action directional trigger with neutral
- Precision chain alignment guide
- Re chainable for other lengths
- Overload protection

 External galvanisation process unique to the Crane range of lifting equipment.

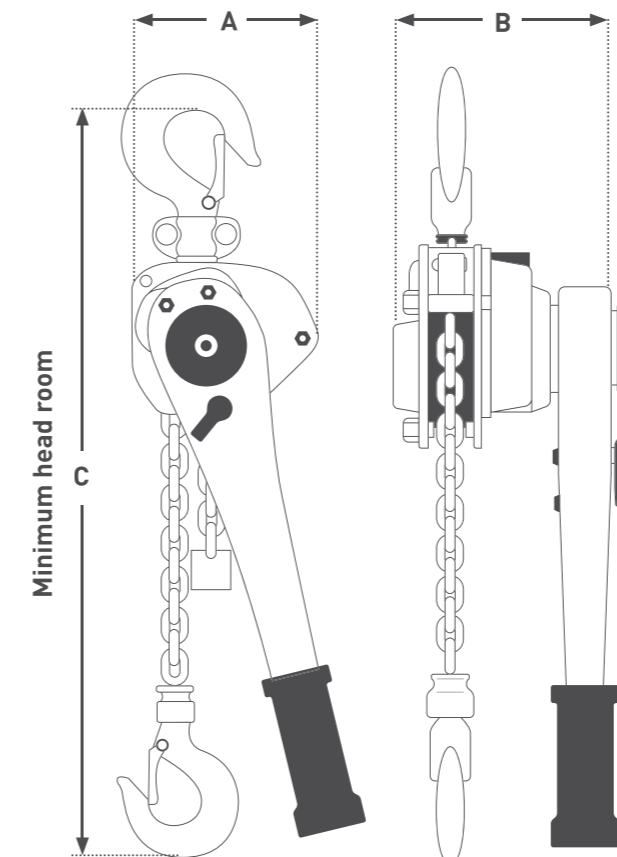


### TECHNICAL PROPERTIES

MODEL NUMBER	SIZE	CHAIN LENGTH	CHAIN SIZE
CL075	750 Kg	1.5m	6mm
CL150	1.5 Tonnes	1.5m	8mm
CL300	3 Tonnes	1.5m	10mm

### CLEARANCE DIMENSIONS


MODEL NUMBER	A (mm)	B (mm)	C (mm)	HOOK OPENING (mm)
CL075	136	148	320	30
CL150	160	172	380	38
CL300	180	200	480	45



## GIRDER TROLLEYS

Crane girder trolleys are made in the same industry-leading galvanised finish as our chain and lever blocks. Designed to function in the harshest industrial environments.

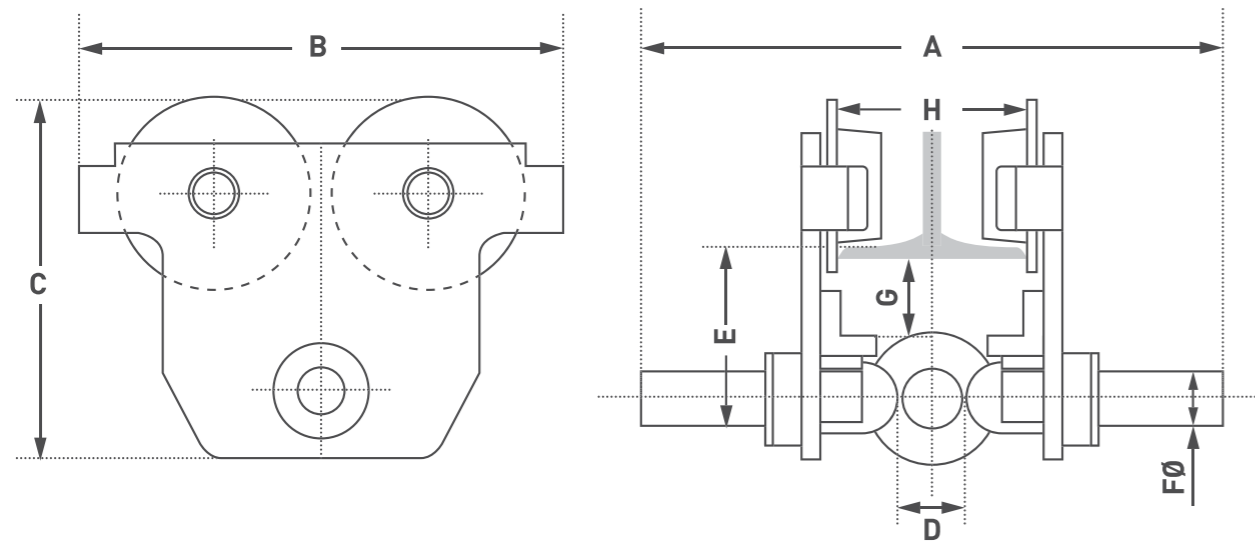
All trolleys are protected by anti drop plates, guaranteeing the safety of those below. Bearings are smooth and robust, allowing easy manual handling of heavy loads.

 External galvanisation plating process unique to the Crane range of lifting equipment.




### TECHNICAL PROPERTIES

MODEL		CT01	CT02	CT03	CT04
Rated capacity (Kg. Working Load Limit)		1000	2000	3000	5000
Min radius of curve (metres)		1.0	1.1	1.3	1.4
Dimensions (mm)	A	302	314	328	346
	B	249	276	335	377
	C	174.5	199	233.5	260
	D	30	40	46	52
	E	50	94	107	120
	F $\emptyset$	36	48	58	65
	G	33	34	35	37
I-Beam width range (mm)	H	58-220	66-220	74-220	90-220
Net weight (Kg)		8	14	22	35



## BEAM CLAMPS

Crane beam clamps are designed to work hand-in-hand with our chain and lever blocks. Once again we have used our industry-leading galvanising finish which extends to the threads ensuring free movement well into the future.

 External galvanisation plating process unique to the Crane range of lifting equipment.



### TECHNICAL PROPERTIES

MODEL		CB01	CB02	CB03	CB04
Rated capacity (Kg. Working Load Limit)		1000	2000	3000	5000
I-Beam width range (mm)		70-245	70-245	70-355	70-355
Dimensions (mm)	A	max	230	230	320
	B	min	180	180	230
		max	335	335	455
	C		78	85	115
	D $\emptyset$		20	20	24
	E		220	220	265
F	min opening	130	130	190	
	max opening	160	160	240	
Net weight (Kg)		4	5	9	11

