

# TEACHER'S NOTES & LESSON IDEAS



## Focus on...Writing Bumper Kit


The resources in this Writing Kit have been carefully selected to inspire even the most reluctant writers. You will find everything you need to teach every style of prose and spark student's creativity from hints and tips to boost their confidence to word lists and exemplar texts to expand pupil's vocabulary.

### Curriculum Links

Ideal for use in daily Literacy lessons as the resources support all of the different text types covered in the Literacy strategy. In addition, they can be used to enhance cross-curricular writing E.g. Information texts for Science, Geography and History to Instruction writing for Design and Technology, the links are limitless! The Story Starter Cards and Story Spinners can also be used to support PSHE and role-play and enhance fundamental critical thinking skills.

### Suitable for:

- \* Primary Schools
- \* Secondary Schools (SEN)
- \* Parents (Homework Activity)
- \* One to One Tutors
- \* Special Educational Needs Coordinators (SENCOs)



### Stock Code: SB70

- Story Starter Writing Cards
- A5 Non-Fiction Directory
- A5 Poetry Directory
- A5 Narrative & Genre Writing Directory
- A5 Writer's Directory
- Story Spinners
- Crazy Fables Flipstand
- FREE Writer's Planner

Smart Kids UK Ltd: 5 Station Road, Hungerford, Berks, RG17 ODY

T: 01488 644 644 F: 01488 644 645 E: sales@smarkids.co.uk W: www.smarkids.co.uk

# TEACHER'S NOTES & LESSON IDEAS



## Lesson Ideas using...

These resources offer fantastic visual stimuli to inspire students with ideas and provide a great scaffold to structure and plan their writing. The Story Spinners and Story Starter Writing Cards have proven to be incredibly successful with pupils with Asperger's Syndrome whom struggle with social imagination to create their own stories.

### Story Starter Writing Cards

*Ideal for use with Key Stage 1-2 pupils*, this set of 72 cards contains vibrant photographs on one side and two story starters on the reverse along with a selection of interesting vocabulary for pupils to use in their writing.

### 1. What is Happening? - Whole Class, Small Group, One to One

*Ideal for enhancing speaking and listening skills in the classroom.* Use the pictures as

a stimulus to evoke conversation. E.g. What do you think the boy has done? How do you think he might be feeling?

### 2. Adjective Inventor - Whole Class, Small Group


Display a card at the front of the class and discuss what pupils can see, hear, feel and smell as a stimulus for interesting adjectives. Record ideas on the whiteboard or large paper *to make a Working Wall.*

### 3. Shared Writing

Use the vibrant pictures as the focal point for shared writing. Encourage pupils to contribute ideas for interesting sentence openers.

### 4. Independent Writing

Select a card related to a relevant topic being taught and use as a source for inspiration to plan a story.



### Non-Fiction, Poetry and Narrative & Genre Writing Directories

*Ideal for use with Key Stage 2 pupils and SEN.*

Use on pupil's desks as a reference point to help them in their writing. Use the tabbed pages for support structuring and Planning, Writing and Checking finished work.

**Non-Fiction** text types covered include:

- ⇒ Explanation Texts
- ⇒ Reports
- ⇒ Discussion Texts
- ⇒ Persuasive Texts
- ⇒ Recounts
- ⇒ Instructional Texts

**Poetry** styles include:

- ⇒ Nursery Rhymes
- ⇒ Alphabet Poems
- ⇒ Acrostic Poems
- ⇒ Shape Poems
- ⇒ Monologues
- ⇒ Conversation Poems
- ⇒ List Poems
- ⇒ Couplets

# TEACHER'S NOTES & LESSON IDEAS



## Lesson Ideas using...

- ⇒ Rap
- ⇒ Limericks
- ⇒ Cinquains
- ⇒ Quatrains
- ⇒ Haikus
- ⇒ Rengas
- ⇒ Senrus
- ⇒ Tankas
- ⇒ Riddles
- ⇒ Ballads
- ⇒ Kennings
- ⇒ Clerihews

**Narrative and Genre** text types include:

- ⇒ Adventure
- ⇒ Mystery
- ⇒ Science Fiction
- ⇒ Fantasy
- ⇒ Dilemma Stories
- ⇒ Myths
- ⇒ Legends
- ⇒ Fairy Tales
- ⇒ Fables
- ⇒ Historical Fiction
- ⇒ Contemporary Fiction

### 1. Planning

Use the exemplar texts in the directories as a scaffold to plan writing. *Ideal for pupils who benefit from an exemplar when writing.*

### 2. During Writing


Use the directories as a reference point to use independently if pupils are stuck for ideas. Search for a more exciting word to use or use it as a guide to help pupils layout their writing.

### 3. Editing & Checking

*Complete a piece of writing and use the directories to self-assess success criteria.* Use them as a checklist to ensure all key points are included and also to suggest own ways of how pupils can improve their work. A great assessment for learning tool!

#### Writer's Directory

The Writer's Directory contains 18 tabbed pages divided into 4 sections of: Sense, Situations, Qualities and Alternatives. *Ideal for use with Key Stage 1 + pupils or SEN.*



### 1. Planning

The Writer's Directory can be used as a tabletop resource for children to use to help them plan events and characters that they wish to include in their writing. Encourage pupils to think about the following points:

- ⇒ Who am I writing about?
- ⇒ What am I writing about?
- ⇒ Where did it happen?
- ⇒ When did the event occur?



# TEACHER'S NOTES & LESSON IDEAS



## Lesson Ideas using...

### 2. During Writing

Use the Writer's Directory to expand student's vocabulary and encourage them to find more appropriate and extensive adjectives alongside the vibrant eye-catching illustrations.

- ⇒ Can I describe something in a more interesting way?

### 3. Editing & Checking

Use the directories as success criteria once a piece of work has been completed. This encourages pupils to carefully self-assess their own work as they check spelling and find alternatives for over-used words and gain essential practice of proof reading and editing.



### Story Spinners

*Ideal for use with Key Stage 1+ pupils or SEN.*

This set of 6 Story Spinners provide great inspiration for even struggling writers. The vibrant and imaginative story spinners contain bright illustrations and photos making them appealing to older learners too. Spinner titles include: Who, What, Where, When, Why and Characteristics.

### 1. Explore Story Structure – Whole Class, Small Group, One to One

Use the spinners to explore how a story is constructed. The spinners can be used together in whole class learning to demonstrate and investigate the different elements of a story (Opening, Build Up, Problem, Resolution and Ending). E.g. Use the 'Who', 'When' and 'Where' spinners to understand and plan the opening of a story. Use the 'Why' spinner to create excitement and interest in

the build up and the 'What' spinner to illustrate the problem and resolution.

### 2. One Spinner - Small Group, One to One

Use one spinner at a time, or altogether, to create a plan for individual story writing. By using the spinners individually it can help pupils focus on one key area of the story at a time. *Ideal for pupils with Special Educational Needs who will benefit from the planning process being broken down into manageable stages.*

### Crazy Fables Flipstand

*Ideal for use with Key Stage 1 pupils or SEN* this double-sided flipbook supports the Talk for Writing initiative and celebrates children's favourite fairytales and nursery rhymes.

### 1. Reading & Storytelling - Whole Class, Small Group

Use with the whole class or a small intervention group for story-telling. Choose children to turn over the 'Who',

# TEACHER'S NOTES & LESSON IDEAS



## Lesson Ideas using...

'What', 'Where', 'When' and 'Why' tabs to create their very own Crazy Fable. Provides a great discussion point to compare the original tales with the new one they have created.



## 2. Writing – Small Group, One to One, Independent Learning

In Key Stage 1, pupils are required to write their own stories and this flipbook provides a superb starting point and scaffold to help them structure their ideas. Children are encouraged to

use well-known stories and tales as the foundation for their stories and then substitute, add or alter parts of the plot in order to make it their own. *Thus, this is the ideal resource to provide visual supports to less able writers.*

### Writer's Planner

*Ideal for use with Key Stage 2 pupils or SEN to enhance children's stories and open their inquiring minds to imaginative and creative writing.* The Planner is divided into 3 key areas: Planning, Adding Interest and Vocabulary. The planning process teaches pupils about: Different Forms of Writing; Ideas for Writing; Information Gathering; Planning the Story; Brainstorming; Structure; Editing and Story Starters. Adding Interest section teaches: Personification; Similes; Clichés; Metaphors; Idioms; Hyperboles; Alliteration and Synonyms and Antonyms.

Vocabulary section teaches: Overused Words; Alternatives for 'said' and 'went'; words to describe position; words that join ideas together, words to describe sounds, textures, size, shapes, smells, taste, feelings, personality and weather. *It is ideal if pupils have access to their own individual Writer's Planner. It offers a brilliant place for children to store their ideas and practise the key skills mentioned above in preparation for writing.*

