


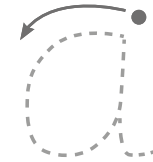
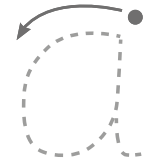
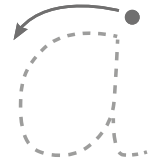
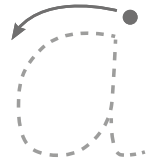



Name: _____

A

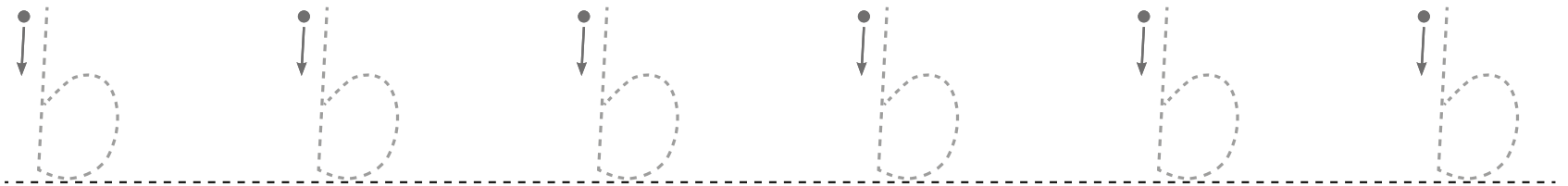
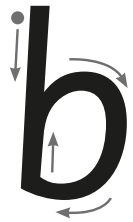
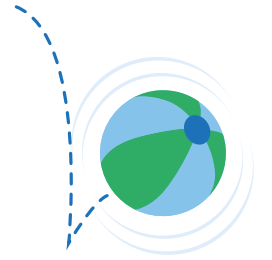

a



Name: _____

B

b



Name: _____

C

c




C



c



C



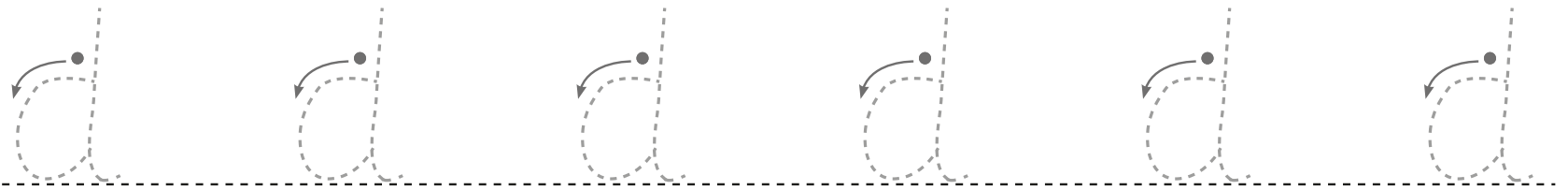
Name: _____

D

d



d



d




d



Name: _____

E

e



e



e




e



Name: _____

F

f



f

f

f

f

f

f

f

f

f

f

f

f

f

f

f

.

.

.

.

.

.

Name: _____

G

g



g

g

g

g

g

g

g

g

g

g

g

g

g

g

g

.

.

.


.

.

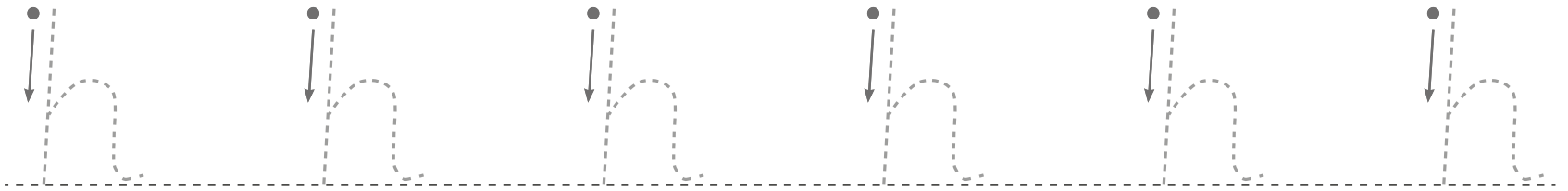
.

Name: _____

H h




h



h



h



Name: _____

I i



i



i



i



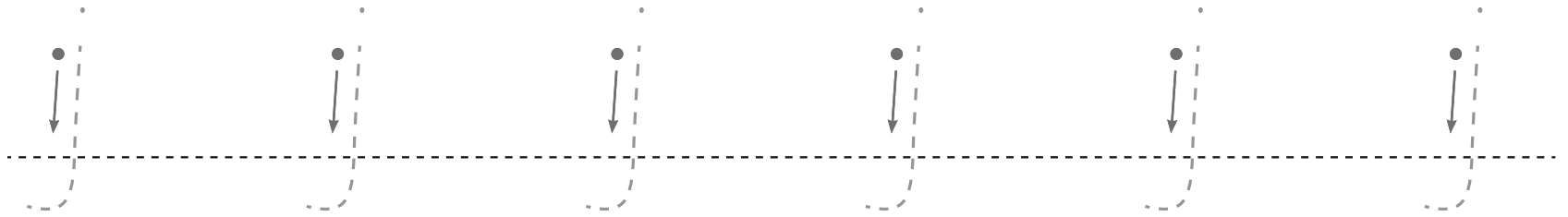
Name: _____

J

j



j



j




j

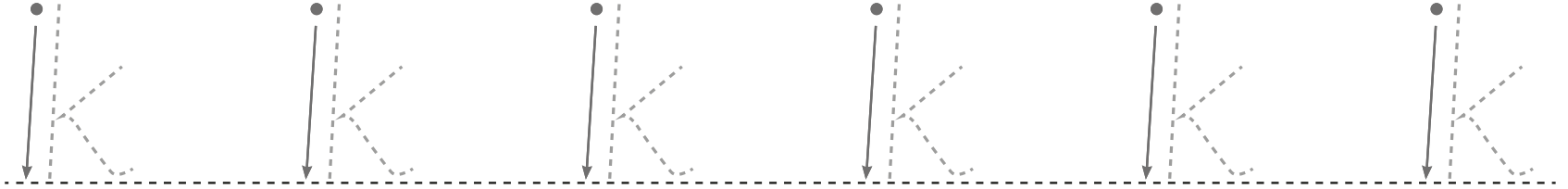


Name: _____

K k



k



k



k



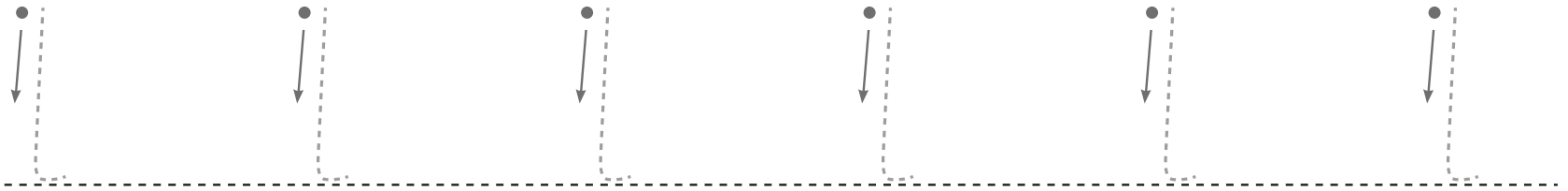
Name: _____

L

l



l



l

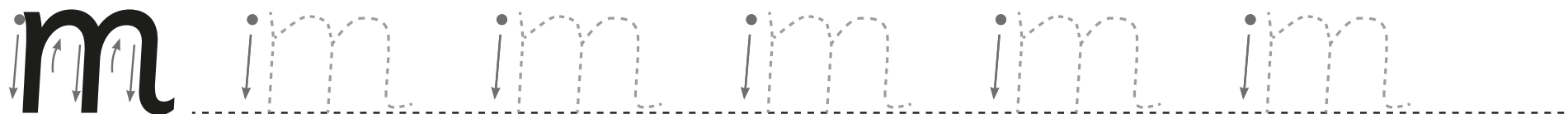



l



Name: _____

M m



Name: _____

N

n



n

n

n

n

n

n

n

n

n

n

n

n

n

n

n

.

.


.

.

.

.

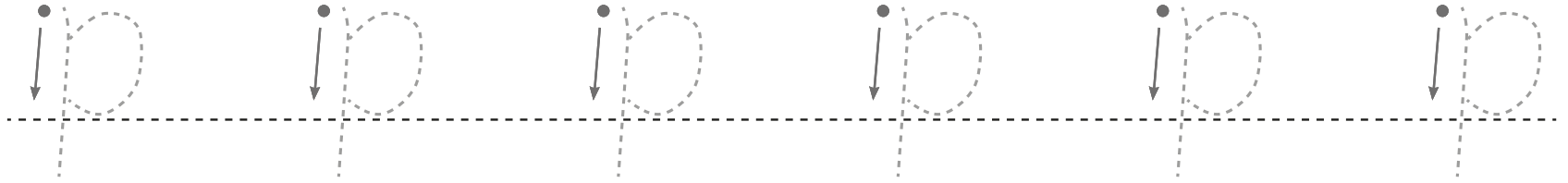
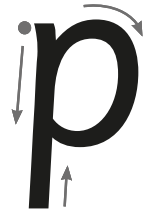
Name: _____



Name: _____

P

p



Name: _____

Q

q



q

q

q

q

q

q

q

q

q

q

q

q

q

q

q

.

.

.

.

.

.

Name: _____

R r



r

r

r

r

r

r

r

r

r

r

r

r

r

r

r

.

.

.

.

.

.

Name: _____

S

s



Name: _____

T t



t



t





t



Name: _____

U

u



u

u

u

u

u

u

u

u

u

u

u

u

u

u

u

.

.

.

.

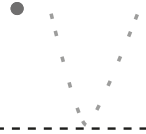
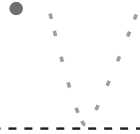
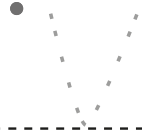
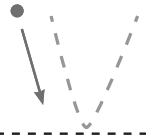
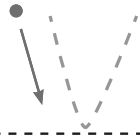
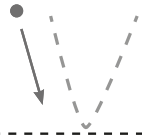
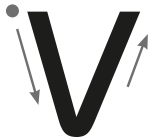
.

.

Name: _____

V






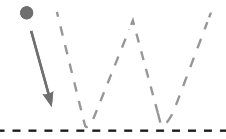
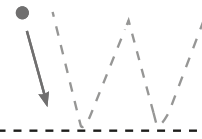
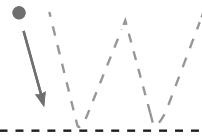
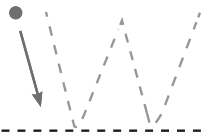
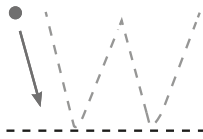


v



Name: _____

W

w



Name: _____

X

x



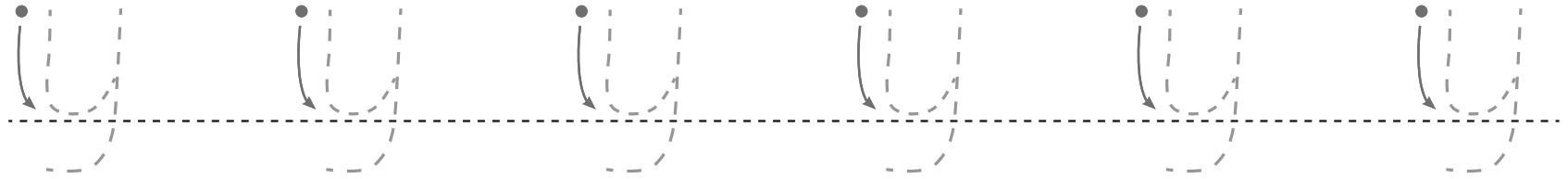


box



Name: _____

Y

y



Name: _____

Z z




Z



Z




Z



Name: _____

F

f



f

f

f

f

f

f

f

f

f

f

f

f

f

f

f

.

.

.

.

.

.

Formation

- a Start at the stalk. Round the outside of the apple and back down.
- b The ball bounces down. Then go around the ball.
- c Start at the cats head. Stroke its back all the way around to its tail.
- d Around the dog's head, up its back and back down.
- e Start at the bottom of the yolk, all the way around, down the white.
- f Around the head down to its tail then across its flippers.
- g Around the goats head, down its neck and around its belly.
- h Down the neck and front legs, up along its back, down its back legs.
- i Down the side of the jar and put a dot on the squeezer.
- j Down the side and around the bottom. Then put a dot on the lid.
- k Down the gold key, up around the copper key and back down.
- l Scratch the lion's ear then come straight down to his toes.
- m Down the first monkey and back up through its tail.
Down the second monkey and back up through its tail.
Then down to the third monkey's hands.
- n Down the side and back up to the birds. Back down the other side.
- o Start at the stalk and go around the outside.
- p Around the pig's head and down its back.
- q round, up and down the queen's train.
- r Down to the rabbit's feet, back up and along its ear.
- s Start at the snake's head, slide down his back and round his tail.
- t Down the tiger's tummy and across its arms.
- u Down one side of the umbrella, up the other and back down.
- v Down one side of the van door then up the other.
- w Follow the spider. Down, up, down, up.
- x Down and across from the first flap. Down and across from the next.
- y Down, up and around the yoyo then back down the string.
- z Across the zebra's head. Down and across the body then over to the tail.