

ITEM NO.	PART NUMBER	DESCRIPTION	QTY.
1	MC10189	48" TYPHOON TOP SLANT W/CONE	1
2	MC10190	48" TYPHOON BOTTOM SLANT W/CONE	1
3	MC10191	48" TYPHOON RIGHT SIDE SLANT W/COME	1
4	MC10192	48" TYPHOON LEFT SIDE SLANT W/COME	1
5	MC11225	BRACKET, MOTOR MOUNT X FRAME	1
6	MC11226	PLATE, MOTOR MOUNT	1
7	MC11274	48/50" TOP/BOTTOM X-FRAME	2
8	MC11287	HOOK,X-FRAME SPRING	1
9	MC11348	VENTURI, 50", BOX FAN	1
10	MC12072	50" X 24" DEEP CONE PANEL	4
11	MC16647	BRACE, WALL-MASTER X-FRAME, 50"	1
12	VR1EB	MOTOR, 1HP, 115/230V, 1725RPM, 9.6/4.8	1
13	VRB50G3	BLADE, 50 INCH, 30 DEGREE, 3 WING, CW, 1 INCH BORE, GALV, BD	1
14	VRG54	GUARD, 48" & 50" CONE FAN, HOT DIP GALV (55.5" O.D.)	1
15	VRP137	PULLEY, 10 INCH, AL104SP WITH ONE INCH BORE	1
16	VRP316	BEARING 1 IN NP16, PILLOW BLOCK, LOCKING COLLAR, RUBBER INST	2
17	VRP326	SPRING, VENTILATION EXTENSION 6.5 INCHES	1
18	VRP344	PULLEY, AK34 WITH .625 BORE	1
19	VRP9214	SHAFT, 15" X 1" DIA., BLACK OXIDE	1
20	VRSG54A-C	SHUTTER, 54" X 54" ALUMINUM DOUBLE PANEL	1
21	SVAX46	BELT, NUMBER 46, TRI-POWER NOTCHED, V	1
22	OA140	LARGE J&D VENTILATION 5"X10"	2
23	OA141	WARNING-BEFORE SERVICING	1
24	OA182	CAUTION DISCONNECT...1/25" X 2.5" YELLOW/BLACK	1
25	OA215	LABEL, SERIAL NUMBER 500/ROLL	2
26	HK100M	HARDWARE KIT, 48 & 50, X-FRAME	1
27	HK102	HARDWARE PACK, TYPHOON CONES	1
28	HK109	HARDWARE PACK, GALV. SHUTTER CLIP	1
29	HD10025	NUT, STEEL FLANGE, NYLON INSERT LOCK NUT, 5/16"-18, GRADE F, ZINC FINISH	4
30	HD10029	NUT, NYLOCK, 3/8-16, ZINC FINISH, GRADE 2	10
31	HD10038	BOLT, CARRIAGE, 5/16-18 X 3/4"	4
32	HD10043	WASHER, FLAT, 5/16, ZINC FINISH	16
33	HD10052	WASHER, FENDER, 3/16 X 1" O.D.	2
34	HD10056	KEY, 1/4"X1/4"X1"	2
35	HD10122	BOLT, HEX, 3/8-16 X 2	2
36	HD10135	BOLT, HEX, .375-16 X 1	8
37	HD10276	SCREW, SQUARE PAN HEAD, SELF DRILLING, #10-16 X 1". ZINC	28

TITLE:		TYPHOON 50" SLANT BELT DRIVE 115/230V 1HP 1PH, 3 GALVANIZED BLADE, CONE	IMPLIED TOLERANCE (ALL DIMENSIONS ARE IN INCHES UNLESS OTHERWISE NOTED)
DRAWING NUMBER		VFS50CS	
REV:		NR	
X.X	±0.040		
X.XX	±0.020		
X.XXX	±0.010		
∠	±0.5°		

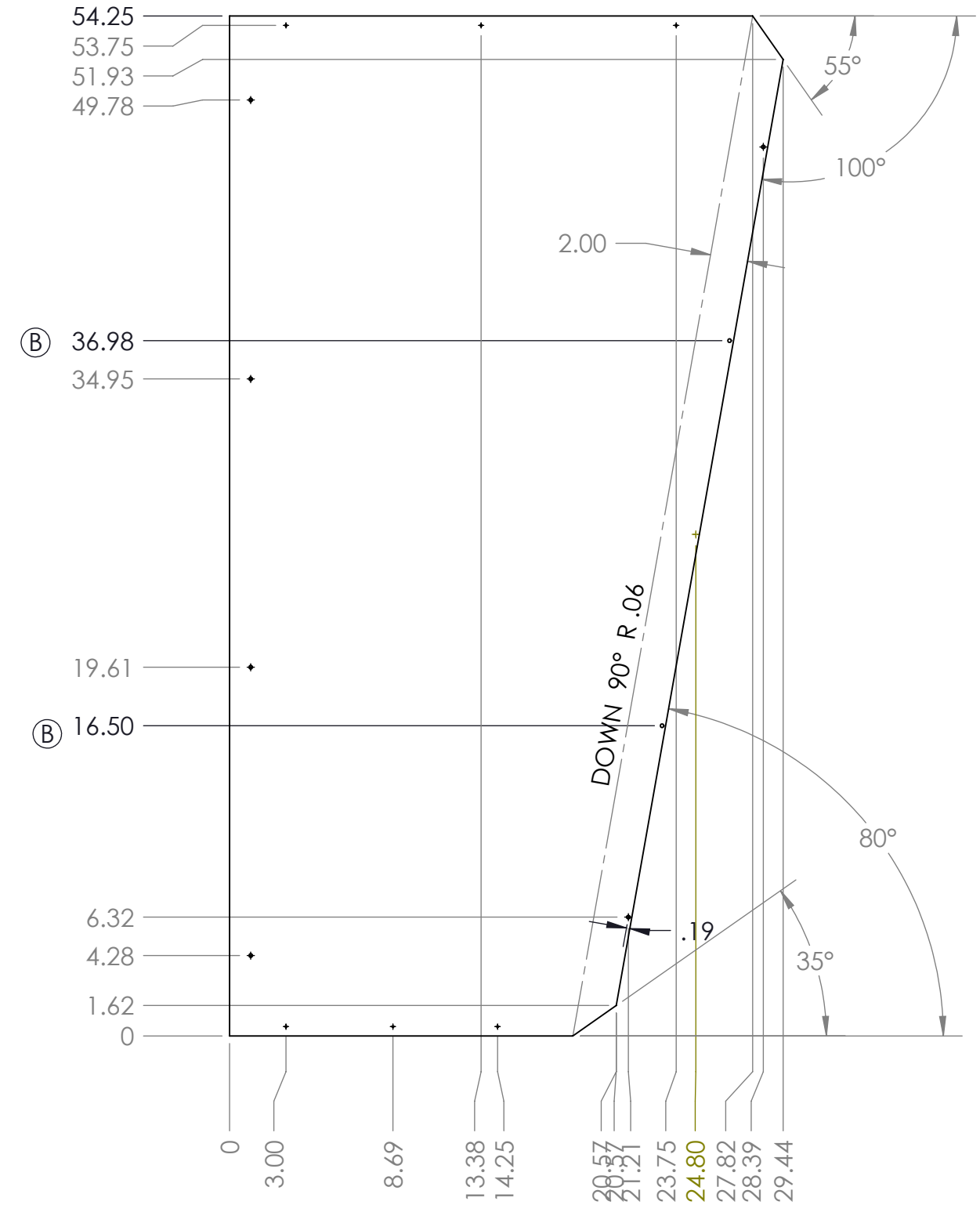
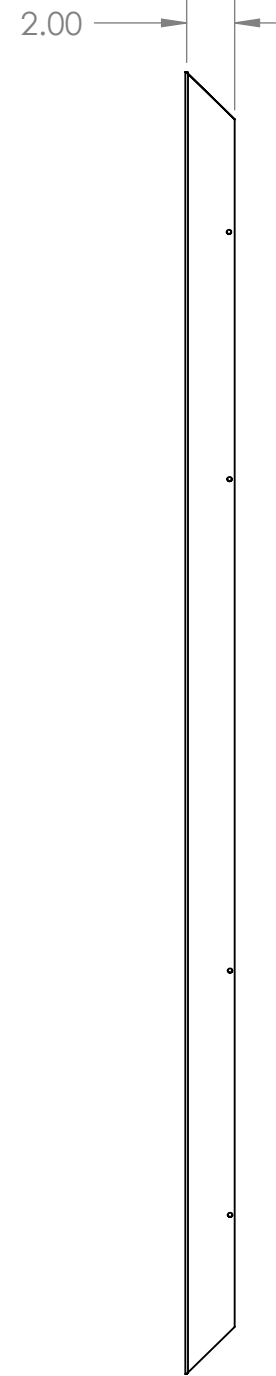


THIS DRAWING IS THE PROPERTY OF J&D MANUFACTURING AND ALL THE INFORMATION THEREIN IS CONFIDENTIAL AND MUST NOT BE MADE PUBLIC, NOR USED TO THE DISADVANTAGE OF J&D MANUFACTURING AND IS SUBJECT TO RETURN ON DEMAND.

MATERIAL:	WEIGHT: LBS	DRAWN	DATE	SHEET
	SHEET SIZE: B	DLF	7/20/2020	1 OF 1

DRAWING NUMBER
VFS50CS

REV:
NR



NOTES:
 1.)
 2.)
 3.)

REV.	BY	DATE	DESCRIPTION
B	SPJ	11/30/2009	ADDED EXTRA MOUNT HOLE PER TL
A	JHM	2/16/2009	RE-DRAWN IN SOLIDWORKS FOR NEW LASER CHANGED ϕ .125" HOLES TO ϕ .19 TO ACCOMIDATE SCREWS

THIS DRAWING IS THE PROPERTY OF J&D MANUFACTURING AND ALL THE INFORMATION THEREIN IS CONFIDENTIAL AND MUST NOT BE MADE PUBLIC, NOR USED TO THE DISADVANTAGE OF J&D MANUFACTURING AND IS SUBJECT TO RETURN ON DEMAND.

DRAWN: SPJ
 DATE: 6/28/2007

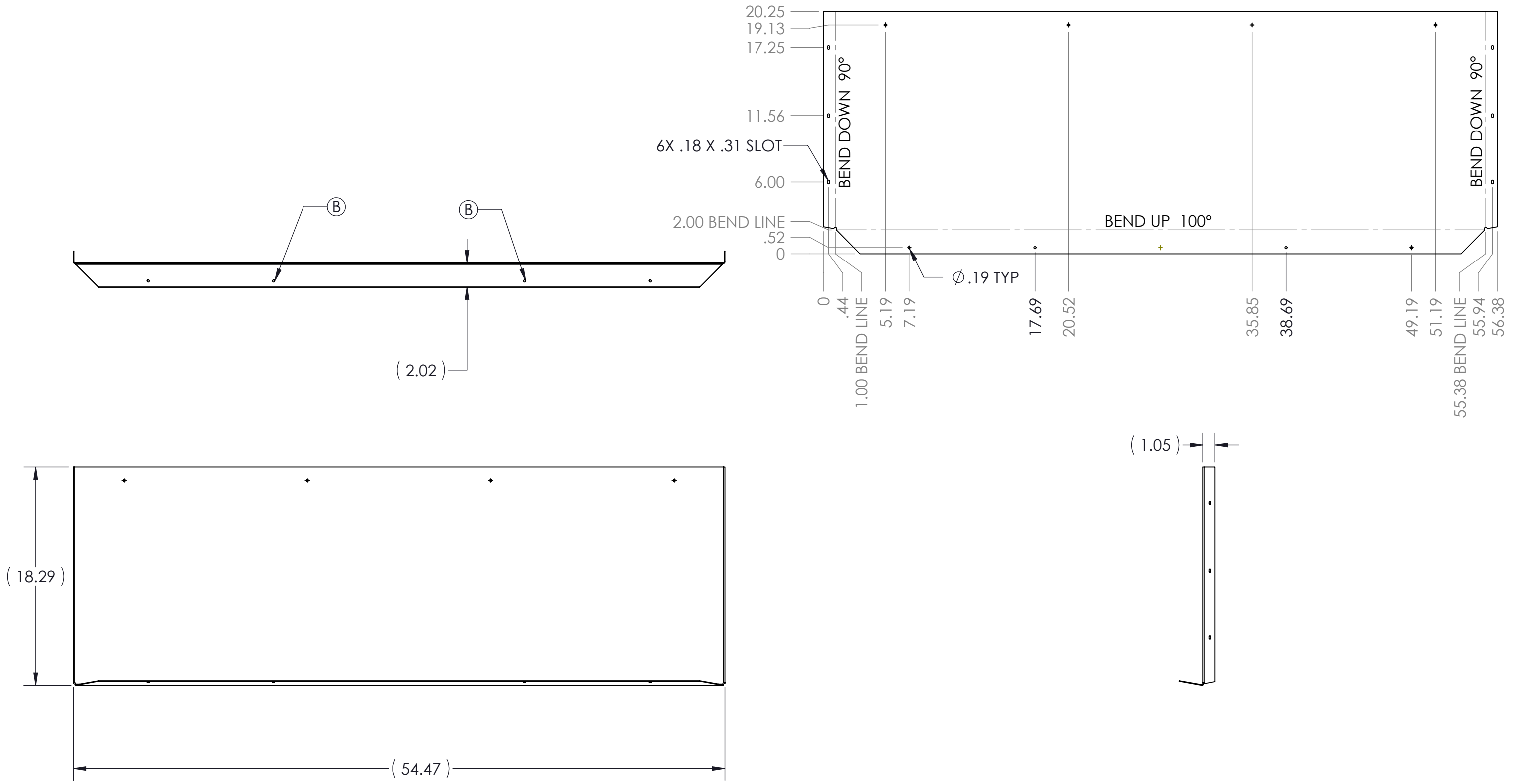
J&D Manufacturing

TITLE: 48" TYPHOON RIGHT SIDE SLANT W/COME

CHECKED	DRAFTER	QC	ENG. MGR.
SHEET 1 OF 2		DRAWING NUMBER MC10191	

IMPLIED TOLERANCE (UNLESS OTHERWISE NOTED)		ENGLISH	METRIC	REVISIONS
<input checked="" type="checkbox"/>				
X.X	± .040	± 1		
X.XX	± .020	± .5		
X.XXX	± .010	± .3		
ANGULAR	± 0.5 deg			

MATERIAL: 18 GA. GALV.



NOTES:
 1.)
 2.)
 3.)

REV.	BY	DATE	DESCRIPTION
B	SPJ	11/30/2009	ADDED EXTRA MOUNT HOLE PER TL
A	JHM	2/16/2009	RE-DRAWN IN SOLIDWORKS FOR NEW LASER CHANGED ϕ .125" HOLES TO ϕ .19 TO ACCOMIDATE SCREWS

THIS DRAWING IS THE PROPERTY OF J&D MANUFACTURING AND ALL THE INFORMATION THEREIN IS CONFIDENTIAL AND MUST NOT BE MADE PUBLIC, NOR USED TO THE DISADVANTAGE OF J&D MANUFACTURING AND IS SUBJECT TO RETURN ON DEMAND.

DRAWN: SPJ
 DATE: 6/28/2007

J&D Manufacturing

TITLE: 48" TYPHOON BOTTOM SLANT W/CONE

CHECKED	DRAFTER	QC	ENG. MGR.
SHEET 1 OF 2		DRAWING NUMBER MC10190	

IMPLIED TOLERANCE (UNLESS OTHERWISE NOTED)		
✓	ENGLISH	METRIC
X.X	+ .040	+ 1
X.XX	+ .020	+ .5
X.XXX	+ .010	+ .3
ANGULAR	+ 0.5 deg	

TEMPLATE REVISED 1/8/09

MATERIAL: 18 GA. GALV.