

SINGLE YOKE CONTROLLER

KEY FEATURES

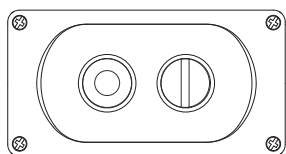


- Easily mounted to wall
- Control each fan individually
- SkyBlade supplies you with 100 ft. of 6-core cable for installation
- Operate your fans in either forward (cooling) or reverse (destratification)
- Manually control each fan's speed

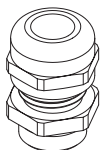
TECHNICAL SPECIFICATIONS

Power Supply	0-10V DC analog from VFD
Dimensions	3"W x 2"H x 5"D
Weight	0.75 lb.
Language Protocol	0-10v signal
User Interface	Rotary dial
Enclosure	ABS plastic
Fans/Control	Single fan control
Power Consumption	0.5W
Connections	24 AWG 6-core shielded wire (included)
Max Cable Length	300 Ft.
Rating	NEMA 4X, IP65

PACKAGE CONTENTS & ASSEMBLY



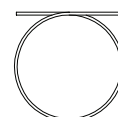
A. Single Yoke Controller (x1)



B. Strain Relief Bushing (x1)



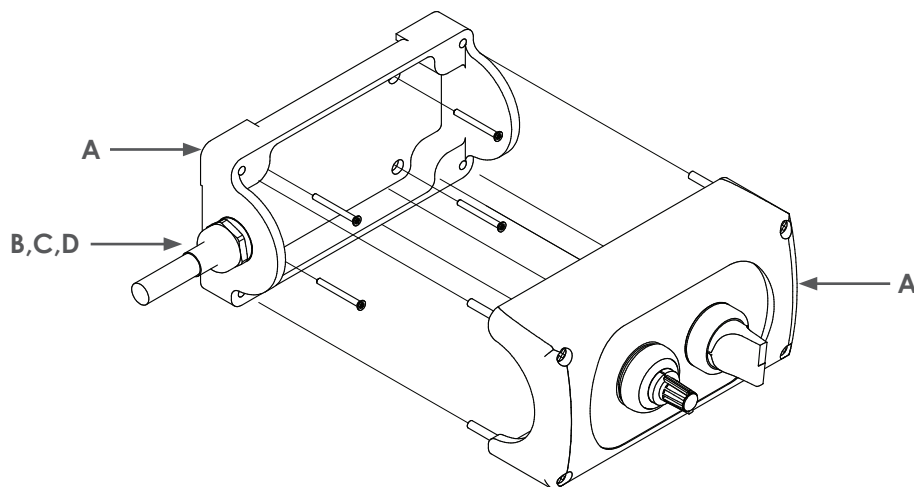
C. Heat-shrink Tubing (x1)



D. Control Cable (100 ft)



E. 3.5" Jumper (x1)

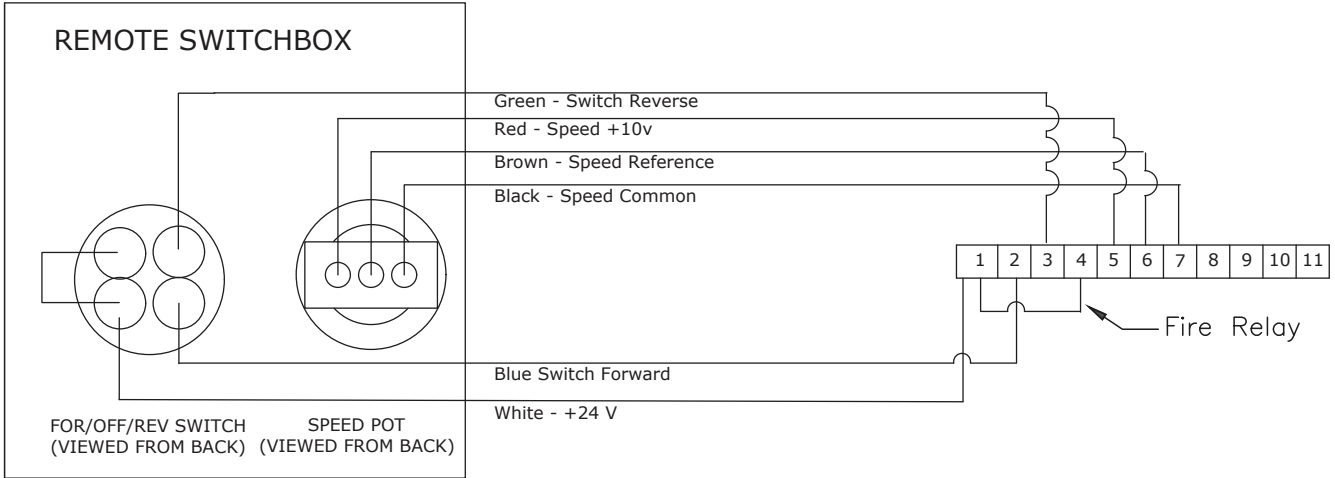


CONTROLLERS

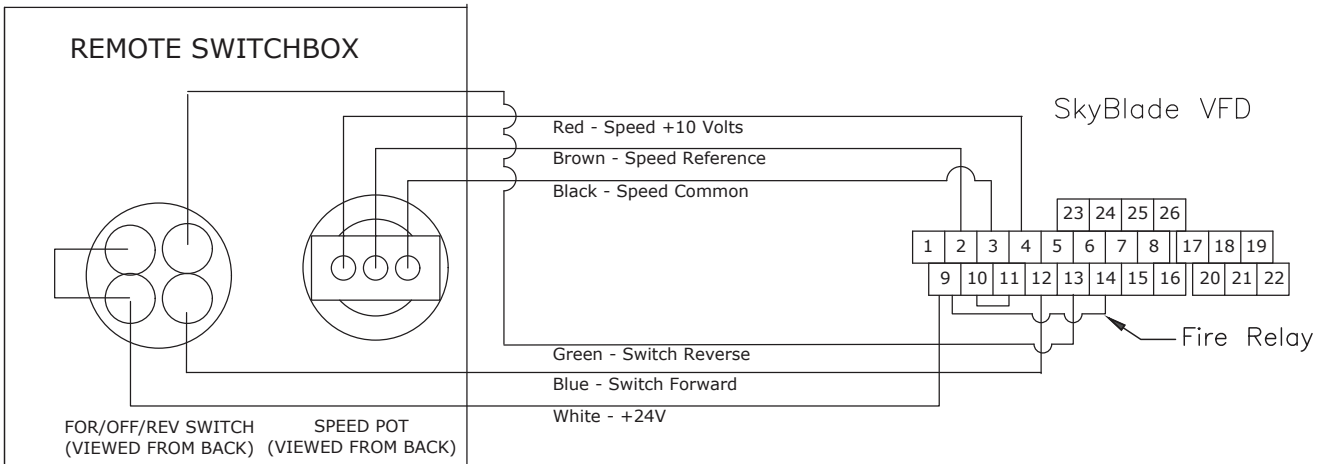
Single Yoke Controller

WIRING DIAGRAM - GEARED DRIVE FAN (ABB DRIVE)

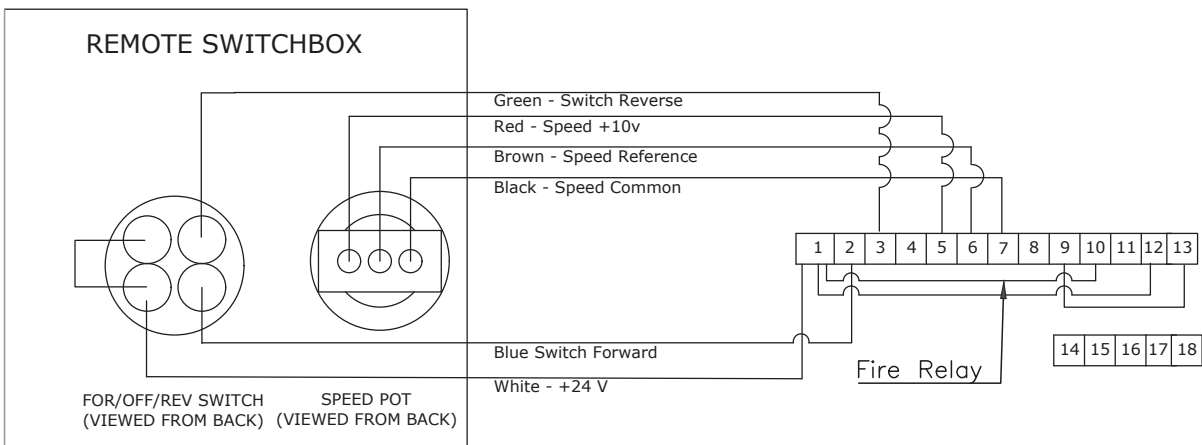
120V/1PH - ABB DRIVE



230V/1PH, 230V/3PH, & 460V/3PH - ABB DRIVE



575V/3PH - ABB DRIVE

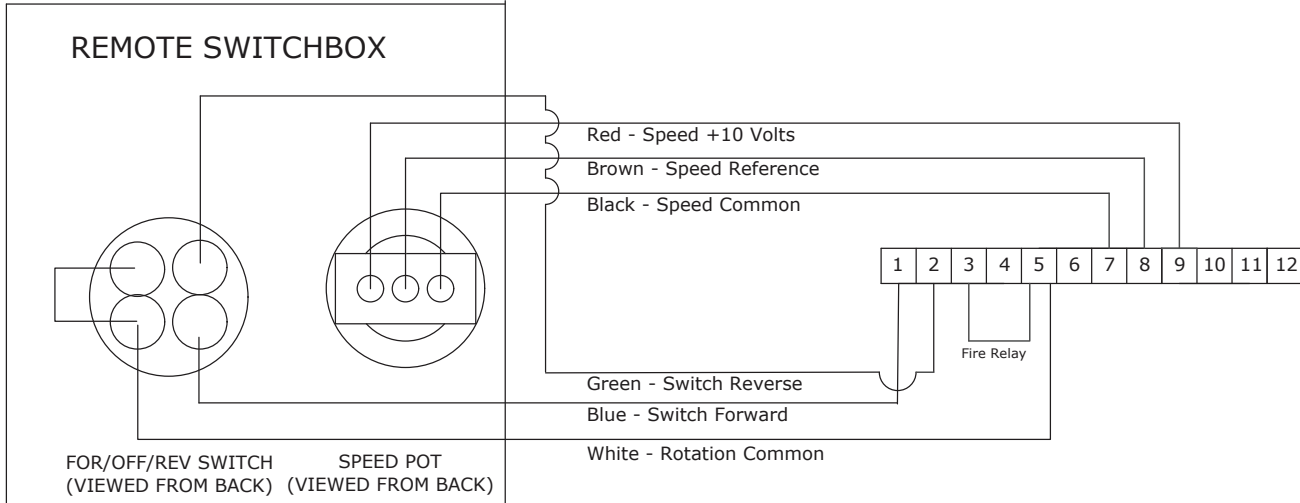


CONTROLLERS

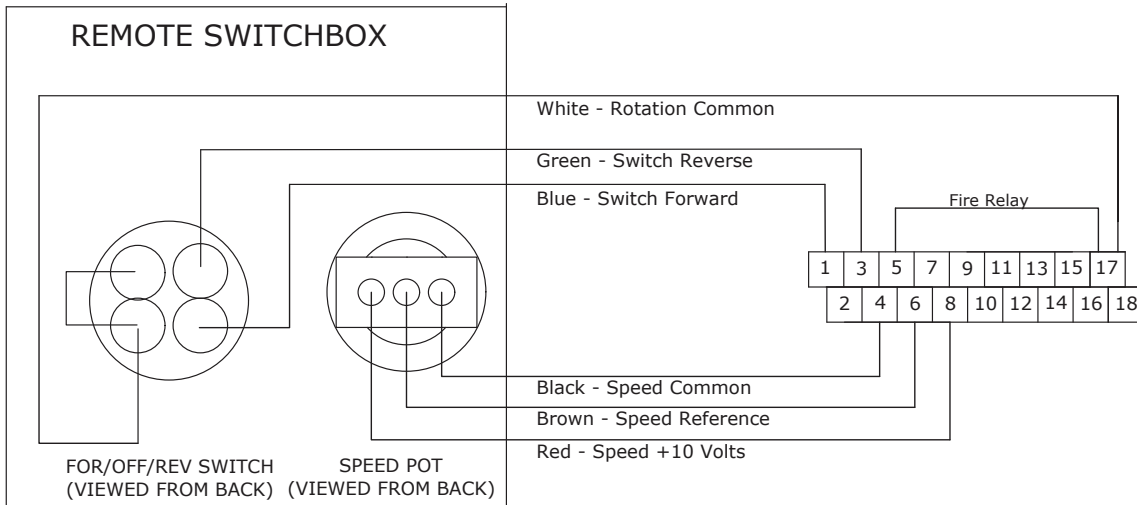
Single Yoke Controller

WIRING DIAGRAM - GEARED DRIVE FAN (WEG DRIVE)

120V/1PH, 230V/1PH & 230V/3PH - WEG DRIVE



460V/3PH - WEG DRIVE



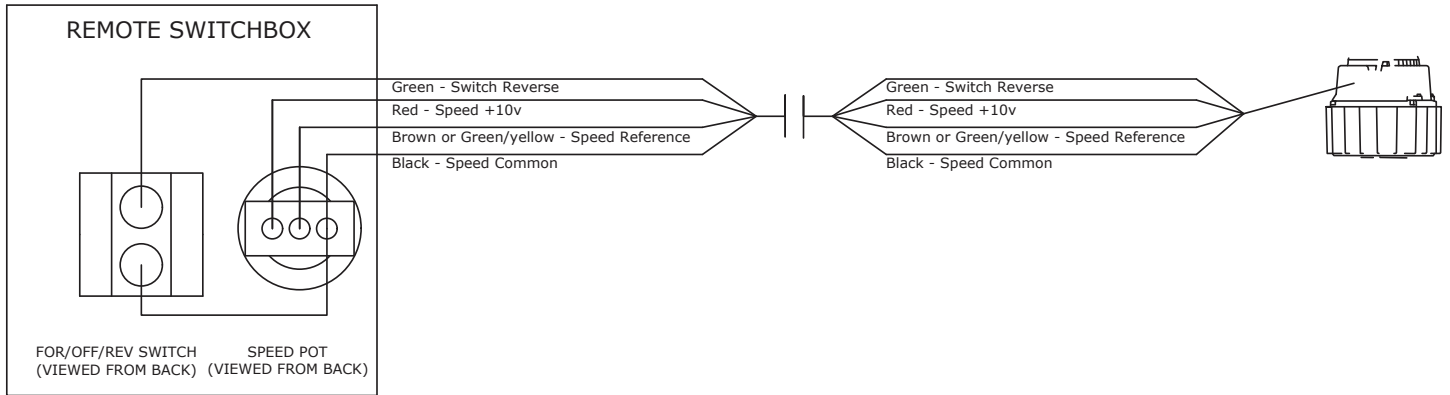
CONTROLLERS

Single Yoke Controller

WIRING DIAGRAM - DIRECT DRIVE FAN

120V/1PH, 230V/1PH, 230V/3PH & 460V/3PH

NOTE: Blue and White wire is required to be capped separately down by the controller.



SkyBlade Fan Company | Where Form Follows Function

24501 Hoover Road, Warren, Michigan 48089 USA

+1 (586) 806-5107 | sales@skybladefans.com

www.SkyBladeFans.com

Concurrent with our continuing product improvement program, specifications are subject to change without notice. Please contact SkyBlade Fan Company for latest information. Some features illustrated may be optional in certain market areas.

