

Portable Shop Heater PSH2440TB



Model Code:

PSH	24	40	T	B
A	B	C	D	E

A: Series
B: 24 - 240V
C: Watts (4000)
D: T - Thermostat
E: B - Bracket

Yellow Jacket Junior™



- Standard color: Yellow with black accents
- Includes both comfort grip & storage handle
- High limit temperature control with manual reset
- 300 CFM fan
- Stainless steel tubular heating element
- Built-in thermostat (45-85°F)
- Standard finish epoxy/polyester paint
- Handle may be used as a reel for the electric cable
- Mounting bracket for wall or ceiling installation included
- Power indicating light
- 3 pronged 20A 250 VAC outlet required
- 6 ft. (2m) cord NEMA 6-20P
- 51° F temperature rise
- Auto fan delay
- 1-year limited warranty

The PSH Portable Shop Heater

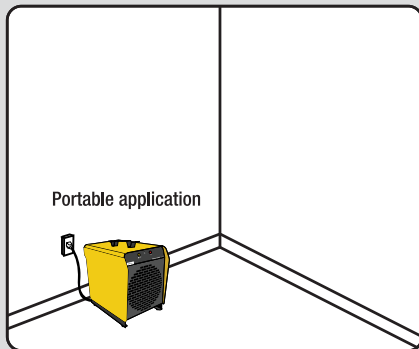
The PSH is a high power portable heater designed to provide a back-up heating source at an affordable price. Perfectly suited for the workshop, garage or construction sites. The convenient 6 foot cord allows greater mobility to areas needing heating, while the handle serves as a reel for the cord when not in use. Easily set the desired temperature with the built-in thermostat. Sure stop high-limit temperature control with manual reset provides overheat protection. With a 300 CFM fan, heat is dispersed efficiently. Standard color: Yellow. 240 Volt Single Phase. 1-year warranty.

Ordering Information

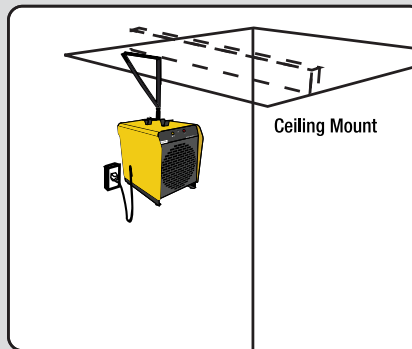
MODEL	UPC	VOLTS	WATTS	AMPS	Plug Type
PSH2440TB	20637	240/208*	4,000/3,000	16/14	NEMA #6-20P

*Dual rated heaters will draw 13% less amps and 25% less wattage when operated at 208V.

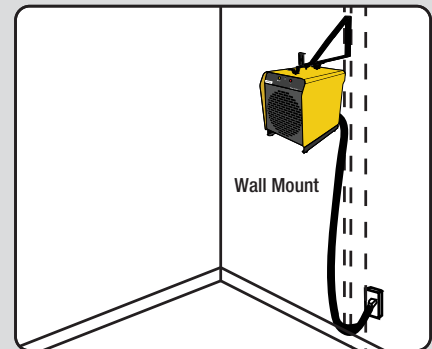
Easy Installation



Place on the floor and plug into 20 Amp outlet



Mount bracket to ceiling joist and attach heater



Mount bracket to wall stud and attach heater

Specifications

BTU.....	13,000B
Watts.....	3,750W
Heating Area (ft²).....	450 ft²
Power (Volts).....	240V~60Hz
Amps.....	16 A
Heat Settings 1.....	On/Off
Heat Settings 2.....	Thermostat

Minimum Clearance

front.....	3 ft.
top.....	1 ft.
sides.....	1 ft.
rear.....	1 ft.

Receptacle Type:

**20A-240V
NEMA #6-20R**
(NOT INCLUDED)

NOT 120 VOLT

**240 VOLT
Receptacle
Required**

*WILL NOT operate on 120V household receptacles

*See label on front panel for specific receptacle type