



clearwater
LIGHTS™



Installation Manual

Jeep Wrangler JL (2018-2020)

Installing The Brackets


Patent Pending



Parts List & Disassembly


Check parts list below with your kit to be sure all parts are handy. If something is missing, please call us at (916) 852-7029.

Gather the following parts for the Front Grill Mount:



In order to mount the light brackets, the front grill must be removed first. To do this, remove the six push clips located on the top lip of the front grill that holds it in place. Using a small flat edge screwdriver or trim tool may help. Once all push clips are removed, pull the top of the grill forward, then pull the bottom of the grill out to unsnap the bottom clips. Set the grill aside.

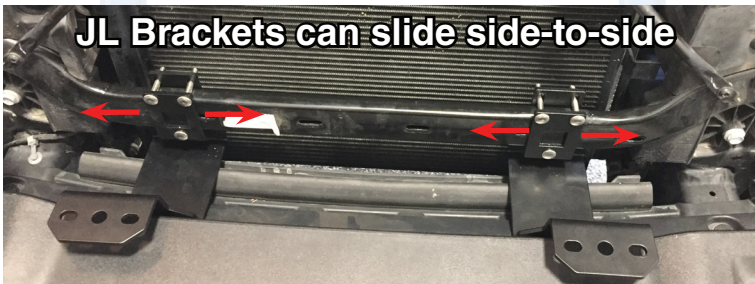
Mounting The Brackets



Install the brackets along the cross-brace in front of the radiator using the supplied carriage bolts, washers, nylock nuts and plates. The bolts go in from the front. Then behind the brace, the plate, washer and nylock. Loosely assemble the brackets on the cross bar to set the position.



Note: The brackets can be moved from side to side. Be careful not to block the slots in the cross bar, otherwise the grill will not be able to be reinstalled.



Once the position of the brackets are set, push down on the brackets while tightening the nuts so that the top two bolts make contact with the crossbar. This will ensure the brackets are secure and level. Tighten the brackets, and again make sure brackets are level using a yard stick or straight edge to help confirm the brackets are correctly seated.

Thank you for purchasing your **Clearwater Lights**. We hope this product will help make you a safe driver. Please feel free to send us comments or suggestions at any time. We learn from you. Visit our website for more exciting products to help you see better at night.

Drive safe!

Sincerely,

Glenn and the team at Clearwater.



The Clearwater Company - 11305 Sunrise Gold Circle, Suite D
Rancho Cordova, CA 95742
Phone: (916) 852-7029 | Fax: (916) 852-9410 | www.clearwaterlights.com

Revised 1/26/21