


BOLDIFYING YOUR STYLE with BOLDIFY HAIR THICKENING SPRAY



STEP 1

Wash hair with your favorite shampoo, air-dry or blow-dry hair until it is only **slightly damp**.


Our Hair Boost Shampoo is amazing!




BO LD IFY.

STEP 2

Holding the bottle **8-10 inches** away, spray **lightly and evenly** onto **combed/detangled hair** as described below for the desired result:



For fullness and lift at the roots
Section hair, lift, and spray evenly on roots, tousling gently as you go.



For all-over volume
Spray evenly throughout, from root to tip, tousling gently as you go.

BO LD IFY.

STEP 3

Allow hair to air-dry for a natural fullness, or blow-dry for 3 times the voluminous lift!



PRO TIPS for PHENOMENAL RESULTS

DO use on **slightly damp** hair - this is the **KEY** to success!

DO NOT use on outright wet or completely dry hair - this can leave hair feeling greasy, sticky, or tangled!

DO use a round brush at the roots when blow-drying for sky-high lift and maximum volume.

DO NOT style with a brush if air-drying; tousle and style lightly with fingers to retain fullness and movement.

DO use a targeted application method, as outlined above, to distribute product for best results.

DO NOT apply too much product, or rub into scalp/strands - this can cause hair to feel stiff/crunchy!

DO expect hair to have a slightly different texture. Hair Thickening Sprays are made to plump the cuticle...along with enhanced volume comes a "grippier" texture for better lift and hold!

BO LD IFY.