



BOLDIFYING YOUR STYLE with **BOLDIFY HAIR FIBERS**




STEP 1

Wash, completely dry,
and **style hair** as usual.



Helpful Hint:


Use **Boldify Hair Volumizing Powder** when styling for added texture and fullness!



BOLDIFY.

STEP 2


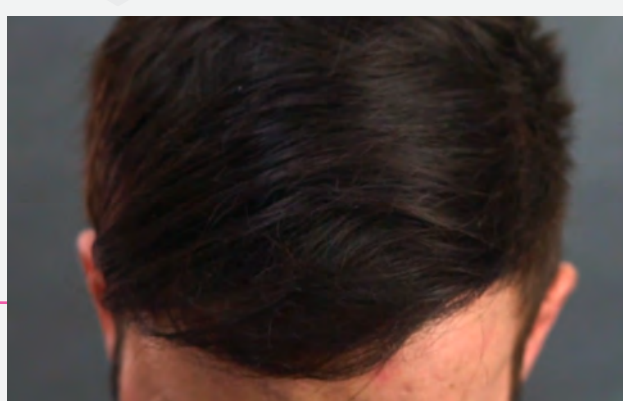

Shake the fibers carefully onto thinning areas,
then **gently pat hair** to set fibers in place.



BOLDIFY.

STEP 3

For best results, finish with a touch of
hairspray for extra hold and texture.



PRO TIPS for PHENOMENAL RESULTS

DO use on completely dry, pre-styled hair.

DO NOT use on wet or damp hair.

DO apply evenly and moderately - too little won't cover well, and too much may look unnatural.

DO NOT manipulate the fibers post-application beyond the recommended patting to set.

DO avoid playing with or running your fingers/hands through hair post-application.

BOLDIFY.