

Slim Box

380mah box mod

With pre heat , variable volts and air flow control



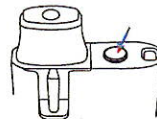
BUTTON VERSION

FEATURES:

Auto Draw Disposable with Button


• 3 Heating Setting

- 3.2V Green
- 3.4V Blue
- 3.6V Red



• 15s preheating

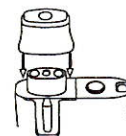
• Airflow Adjustable



• Easy Filling



• Fast Heat-up



• Child-lock Mouthpiece

• No Heavy Metal

• Rechargeable



• 380mAh Battery Cell

FILLING METHOD:

1 Fill The Device From Any Of The 2 Hole Beside The Middle Airway



2 Snap The Mouthpiece On Within 30 Seconds After Filling



3 Wait Till 30 Minutes Before Using

How To Turn On/Off

1 Press Power Button 5 Times Quickly To Turn On/Off

2 Pre-Heat Function

Press Power Button 2 Times Quickly To Start 15 seconds Preheat Function

Press One Time to Deactivate

2 Adjust Variable Voltage

Press Power Button 3 Times Quickly To Change Voltage

- Press Button 3 Times--3.2v Green

ADJUST AIRFLOW

There Are Two Setting Of Airflow. Smaller Airflow, Switch To Open One Small Hole; Bigger Airflow, Switch To Open Two Holes



Switch To Open
One Small Hole



Switch To Open
Two Holes

Charging Instructions:

1. Attach The Android USB Charger Into The Charging Port Located On The Bottom Of The Unit

2. The USB LED Indicator Will Turn White During Charging And Turn Off When The Charge Is Complete

Total Charge Time Around 50 minutes

