



INTRODUCING THE

DESK + TABLE RANGE

CONFIGURE | CUSTOMISE | COLLABORATE

TOP MARKS FOR TABLES AND DESKS.

Today's desks and tables have come a long way from some of the unimaginative school furniture of the past.

Take a look at our new Desk + Table range, and you will be amazed at the variety on offer. Desks that allow you to work sitting down or standing up, tables that flip and fold, and a whole collection of geometrical shapes and patterns which can be arranged in a multitude of creative ways to encourage collaborative learning.

We've a whole range of sizes to suit kindergartens to colleges. From classroom classics to clever collaborative designs, you'll find them all at Office Line.

Office Line. Top of the class in educational furniture.

Office Line is a Perth-based company who have been supplying kindergartens, schools and colleges with quality furniture and fittings since 1988.

We can provide everything from a few chairs and desks to a complete classroom, library or office fit out.

Our expertise lies in understanding the specialist needs of the education sector. As an independent company, we're not limited to one supplier. We're free to choose from a wide selection of high-quality products which means we can always find the most suitable solution at the most competitive price.

Office Line
9 Tacoma Circuit
Canning Vale WA 6155
Phone 1800 333 116
Email info@officeline.com.au
www.officeline.com.au





NOT ALL DESKS ARE BUILT THE SAME.

We've worked in the education sector for over 30 years, so we know what to look for in a desk. It has to be ergonomically-designed but also tough and hard-wearing to stand the rigours of the classroom. All our desks score top marks on these features and are available in a range of shapes and sizes to suit anywhere from a pre-school environment to the school principal's office.

EDUFLEX – STANDARD CLASSROOM DESKS

REQUEST A QUOTE.

The Office Line Eduflex desk range is a comprehensive suite of education desks that can be tailored to suit any age and size of students throughout their school years. Manufactured using sturdy materials relevant to heavy duty use. Standard desk top dimensions are listed with non-standard sizes available upon request.



EDUFLEX – SINGLE DESK



EDUFLEX – SINGLE T LEG DESK WITH TRAY



EDUFLEX – DOUBLE DESK



EDUFLEX – DOUBLE T LEG DESK WITH TRAYS

FEATURES

- › Range offers single and double versions
- › Range offers various leg types to suit different desk arrangements
- › Range offers tray storage below desk top.

USES

- › Education desks.



SPECIFICATIONS

EDUFLEX – SINGLE DESKS

600w x 600d



Eduflex – Single Desk
720h



Eduflex – Single Stacking Desk
720h



Eduflex – Single T Leg Desk
720h



Eduflex – Single T Leg Adjustable Desk
720h



Eduflex – Single Height Adjustable Desk
525, 580, 635, 695, 720, 750 heights

EDUFLEX – DOUBLE DESKS

1200w x 600d



Eduflex – Double Desk
720h



Eduflex – Double T Leg Desk
720h



Eduflex – Double Height Adjustable Desk
525, 580, 635, 695, 720, 750 heights

EDUFLEX T LEG – WITH TRAYS



Eduflex – Single T Leg Desk with tray
600w x 600d x 525h
580, 635, 695, 720, 750 heights



Eduflex – Double T Leg Desk with tray
1200w x 600d x 525h
580, 635, 695, 720, 750 heights

COLOURS

Other colours available to quote

Top



Seal Grey

ABS Edge



Seal Grey

Base



Precious Silver Pearl

DETAILS



Adjustable Leg



Trays
Refer to Grannells tray selection in the Colour Range brochure

*Other sizes available to match existing or to complement other furniture specifications.

EDUFLEX – CLASSIC

REQUEST A QUOTE.

The Eduflex Classic range offers a diverse suite of complementing surfaces to use with the Eduflex standard classroom desks. Manufactured using sturdy materials relevant to heavy duty use. Standard top dimensions are listed with non standard sizes available upon request.



Top flips for compact storage.

FEATURES

- › Suitable for single or multiple combinations
- › Range offers size options
- › Range offers alternative leg types
- › Range offers flip storage
- › Range offers bench lengths.

USES

- › General classroom, training rooms and libraries.



SPECIFICATIONS

EDUFLEX – RECTANGULAR TABLE

1500l x 750d x 720h



Available in 600, 750, 900 depths and 900, 1200, 1500, 1800, 2100, 2400 lengths

EDUFLEX – ROUND TABLE



720h x 900 diameter
Available in 900, 1200, 1500, 1800 diameters

EDUFLEX – FLIP TABLE

1500l x 750d x 720h



Available in 600, 750, 900 depths and 1200, 1500, 1800, 2100 lengths
In two frame types relative to diameter.



Two frame types relative to top size
Different frame style available p.28.

EDUFLEX – TALL BENCH

1500l x 750d x 900h



Available in 600, 750, 900 depths and 900, 1200, 1500, 1800, 2100, 2400 lengths



Optional lower level shelf or brace rail

EDUFLEX – COMPUTER BEAM



Single stand-alone beam
Available in 600, 750 depths and 1200, 1500, 1800 lengths.
Most common sizes 1500l x 750d x 720h (2 computer station) or 1800l (3 computer station).
Perforated steel modesty panel for selected sizes of fixed height models.



Custom sizes available including corner sections
L leg base option.
Cable tidy – tray built into frame which joins the two legs.
Particularly suitable for computer rooms and labs.

COLOURS

Other colours available to quote

Top	ABS Edge	Base or Feet
 Seal Grey	 Seal Grey	 Precious Silver Pearl
 White (Flip)		 Polished Aluminum (Flip feet)
		 Texture Black (Flip legs)

*Range of sizes and additional specifications are available upon request.

EDUFLEX – WORK BENCHES

REQUEST A QUOTE.

Office Line offer a range of traditional style, quality and robust benches suitable for specific educational purposes.



FEATURES

- › Solid tops
- › With or without underneath storage
- › Multiple size options.

USES

- › Education sector and trade training centres.



SPECIFICATIONS

EDUFLEX – METALWORK BENCH



With or without underneath storage.

1200w x 1200d x 860h – 4 station
1200w x 940d x 860h – 2 station

EDUFLEX – WOODWORK BENCH



With or without underneath storage.

1200w x 1200d x 860h – 4 station
1200w x 940d x 860h – 2 station

EDUFLEX – TEACHERS DEMONSTRATION BENCH



Includes:
1 x metalwork and
1 x woodwork vice.

1770w x 645d x 890h

MK ONE COMPAC TABLE

REQUEST A QUOTE.

A truly versatile product. Suitable for indoor and outdoor use, ideal for exam time and stacks into a compact footprint. Its name Compac says it all!



EN CLASSIC CHAIR



EN ONE CHAIR



INVERTED STACKING

FEATURES

- › Manufactured in one piece
- › Inverted stacking recommended
- › This table marries perfectly with our EN classic and EN ONE chairs
- › Available in blue and charcoal (table)
- › Other colours available (chairs).

USES

- › Also consider the combination for outdoor use.



RECYCLABLE
MATERIALS USED







LET'S WORK TOGETHER.

Collaborative learning is not only a great way to teach, it can also be a lot of fun and our Collaborative Range has been chosen to reflect that.

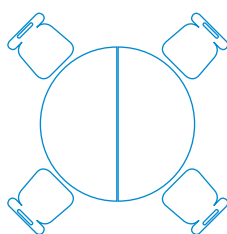
We offer a range of shapes including petals, semi-circles, half moons and trapezoids which can be joined together in a staggering array of different configurations to suit any space or learning style.

Our Collaborative Range is available in neutral shades as well a selection of bolder colours for a more creative look to the classroom or library.

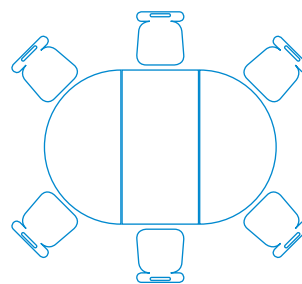
EDUFLEX – COLLABORATIVE SEMI-CIRCLE AND CIRCLE TABLE

REQUEST A QUOTE.

Use in single and multiple. Add to a rectangular table to create a lozenge.



Form a circle table using
2 x semi-circle tables



Rectangle in lozenge shape

FEATURES

- › Top available in standard Grey or writeable surface or refer Designer's Choice selections – available to quote
- › Heavy duty frame in silver, request a quote for charcoal or black
- › Also available in height adjustable version.

USES

- › Classrooms, libraries and breakout areas.

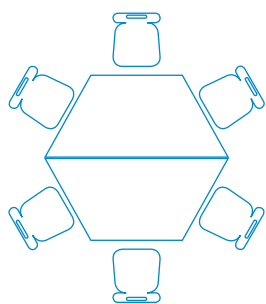
DIMENSIONS

Available in 600, 750 radius
Available in 525, 580, 635, 695, 720, 750 heights.

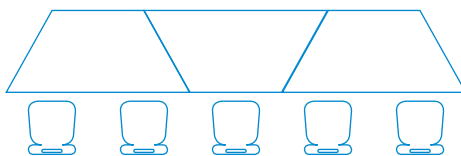
EDUFLEX – COLLABORATIVE TRAPEZOIDAL

REQUEST A QUOTE.

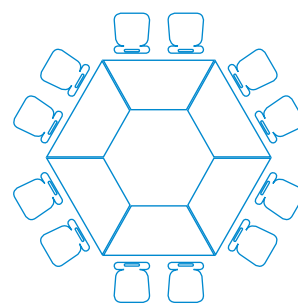
This inclusive form encourages group collaboration.



Trapezoidal in double



Trapezoidal in triple



Trapezoidal in circle

FEATURES

- › Top available in standard Grey or writeable surface or refer Designer's Choice selections – available to quote
- › Heavy duty frame in silver, request a quote for charcoal or black
- › Also available in height adjustable version.

USES

- › Classrooms, libraries and breakout areas.

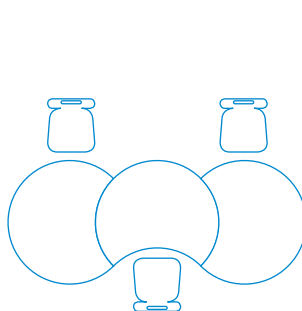
DIMENSIONS

1200w x 600d x 600h
1500w x 750d x 750h
Available in 525, 580, 635, 695, 720, 750 heights.

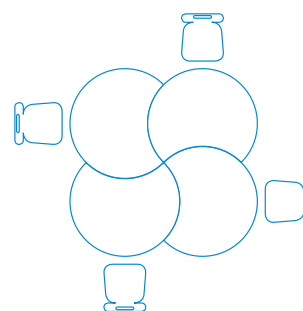
EDUFLEX – COLLABORATIVE PETAL

REQUEST A QUOTE.

Fun and friendly group collaboration.



Petal in triple



Petal in square

FEATURES

- › Designed for learning clusters
- › Use as single desk, or in multiples
- › Heavy duty frame in silver, request a quote for charcoal or black
- › Also available in height adjustable version.

USES

- › Classrooms, libraries, offices and breakout areas.

DIMENSIONS

Available in 900, 1000 diameter
Available in 525, 580, 635, 695, 720, 750 heights.

EDUFLEX – COLLABORATIVE HALF MOON + FULL MOON

REQUEST A QUOTE.

Create a place to play and explore concepts. Suits chair seating collaboration or relax to a lower level and combine with ottomans from our Soft Furnishing Range. Particularly suitable to libraries and early learning.



Use our half moon tables along with a colourful selection from our seating and soft furnishing range to create your preferred collaborative set.



Moove Stool



Eduflex square ottoman



Eduflex round ottoman



EN Gas Lift Swivel



Eduflex learning pod

FEATURES

- › Designed for learning clusters
- › Use as semi-circle or link into a circle
- › Heavy duty frame in silver, request a quote for charcoal or black
- › Also available in height adjustable version.

USES

- › Classrooms and libraries.

DIMENSIONS

1800w x 900d
Available in 525, 580, 635, 695, 720, 750 heights.







THE BUSINESS END OF OUR DESK+TABLE RANGE.

When we started out in 1988, a visit to the school principal's office was not something you looked forward to. But we're about to change that with our new Office Collection with furniture that looks equally at home in the classroom or the boardroom.

All our products are chosen for their exceptional quality and durability. Every piece is highly-engineered and styled to bring a contemporary look to any office or administrative setting. If you prefer to work standing up, we also have desks which easily raise and lower.

And, like most Office Line products, our Office Collection is available in a wide range of colours and finishes.

NOW COLLECTION

REQUEST A QUOTE.

An impressive contemporary design, the Now Collection with its stunning triangular profile loop leg configures to suit your office requirements.



FEATURES

- › Available in modular sections, straight, corner and bench
- › Offers optional storage furniture and screen system.

USES

- › Office environments.

DIMENSIONS AND COLOURS

- › Various sizes and formats available
- › Top finish – White + Black
- › Edge finish – White + Black
- › Leg finish – White + Black.



SHARP COLLECTION

REQUEST A QUOTE.

The Sharp Collection reflects it's name with its sleek and sharp leg design. Extremely versatile with cable management.



FEATURES

- › Versatile configurations
- › Integrated cable management.

USES

- › Office environments.

DIMENSIONS AND COLOURS

- › Various sizes and formats available
- › 24 optional top colours
- › Stunning white powder coat leg finish with chrome trims.



ACTION COLLECTION

REQUEST A QUOTE.

The ultimate solution for height adjustable desking – range 650 – 1050.



FEATURES

- › Available in modular sections, straight, corner and bench
- › Or multi-person back-to-back arrangement.

USES

- › Office environments.

DIMENSIONS AND COLOURS

- › Various sizes and formats available
- › Offers optional storage furniture and screen system
- › 24 optional top colours.



EXCLUSIVE COLLECTION

REQUEST A QUOTE.

A carefully compiled range of executive furniture with an extensive range of storage options.



FEATURES

- › Shark nose edge on front and back edges.

USES

- › Office environments.

DIMENSIONS AND COLOURS

- › Various sizes and formats available
- › Available in a large range of finishes.



DISC BASE

REQUEST A QUOTE.

The Disc range provides a simple and economical solution for casual tables including coffee table, small meeting tables and high top tables.



FEATURES

- › Quality surface finish
- › Various sizes.

USES

- › Co-ordinates well with breakout and acoustic seating in activity based work environments.

DIMENSIONS

Available in wide range of sizes and heights to suit small coffee tables, up to tall dry bar tables, or large conference tables.

EONA

REQUEST A QUOTE.

Manufactured from post consumer recycled materials this sleek and timeless design makes Eona ideal for conference and boardroom tables.



Eona boardroom table with timber top.



Eona round table with coloured glass top

FEATURES

- › Flexibility and diversity of size from leg positioning
- › 100% recycle disassembly
- › Eona Chilli features integrated cable management.

USES

- › Mainly conferences and boardroom tables but not limited to.

DIMENSIONS

- › Broad range of optional sizes subject to leg placement
- › Office Line can guide you with your best options.



I.AM BASE

REQUEST A QUOTE.

i.am provides a totally flexible and versatile table base that provides a complete family of product options for the office environment.



Full rectangular desk image.



Full circular desk.



FEATURES

- › Endless possibilities e.g tilt, stacking, infinite length
- › Manufactured from recycled materials
- › Disassemble recycling also
- › Complemented by FUEL power box concealed cabling system.

USES

- › Mainly conferences and boardroom tables but not limited to.

DIMENSIONS

- › Endless range of sizes
- › Office Line can guide you with your best options
- › Warranty 5 years – Replacement parts (subject to wear parts).



OKIDOKI

REQUEST A QUOTE.

A cheeky fun design that brings a sense of informality to the chosen environment.



Legs colour options



Timber legs
American Ash, Walnut Stain,
White Woodgrain, Black
Woodgrain (small)



Folding table legs



Powder coat frame colours
(small)



Metal connection

FEATURES

- › Contemporary clean design
- › Available in a flip option.

USES

- › Suitable to most environments.

DIMENSIONS AND COLOURS

- › Large variety of sizes and shape options available
- › Top quality surface finishes
- › 4 optional solid timber selections
- › Multiple powder coat selections
- › Unlimited colour combinations.



ELEVATION – HEIGHT ADJUSTABLE LEG FRAME

REQUEST A QUOTE.

Elevation is totally flexible, operating on either a manual handle or electronic operation programmable to 4 height settings with an electronic display. This system uses the patented SPF leg glide.



FEATURES

- › Manual or electronic operation
- › Cross beam options – suit various lengths and allow on site length adjustment
- › Rectangular leg profile
- › Choice of dark or light grey PET colour wrap screen with colour matched powdercoated frame.

USES AND COLOURS

- › A versatile product suitable to many environment applications.
- › Standard colour – white.
- › Special order – silver or black.

DIMENSIONS

- › Manual operation – 610-910 height range, 600-900 desk depth, 1000-2400 desk length range and 1150 x 1150-2400 x 2400 'L' shaped desk range.
- › Electronic operation – 625-1275 height range, 650-900 desk depth, 1200-2100 desk length range and 1150 x 1150-2400 x 2400 'L' shaped desk range.



SIT 'N' STAND – HEIGHT ADJUSTABLE LEG FRAME

REQUEST A QUOTE.

Operating on an electronic system, and as the name suggests, this product is a totally flexible system suitable to the ergonomics of both seated and stand work positions.



FEATURES

- › Electronic operation including impact stop feature
- › 4 programmable operation height settings
- › Travel speed 30mm per second.

USES

- › Suitable to most environments
- › Ergonomically approved for workplace practices.

DIMENSIONS AND COLOURS

- › 575 – 1230 height (to u/side of w/top)
- › 700 – 900 desk depth range
- › 1200 – 2100 length range
- › Suitable to right angle top
- › Available in Pearl White + Precious Silver
- › Finishes for legs, feet and rails available in either White or Silver Steel.



REPLACEMENT PARTS
(SUBJECT TO WEAR PARTS)



LIMITED WARRANTY
– ELECTRIC LIFT

BODY LANGUAGE

REQUEST A QUOTE.

An adjustable desk system providing a range designed to offer an innovative solution for all work environments and individual ergonomic environments. The specifically designed feet allow mobile pedestals to sit over the top of the foot creating additional sitting space for the user.



FEATURES

- › A choice of different foot profiles
- › Ergonomic mechanical handle operation
- › Electric adjustment available
- › Suitable to 'L' shaped configuration.

USES

- › Ergonomically approved for workplace practices

DIMENSIONS

610 – 1010 height range
using a 25mm top
600 – 900 desk depth.



LEVEL2

REQUEST A QUOTE.

Provides the desk operator to ergonomically set their working position to sit or stand operation. Easy to change on a daily basis to suit working and ergonomic preferences.



FEATURES

- › Compact design
- › Easy to add to any desk top
- › Height and wide adjustment – 15 options with height
- › Versatile monitor, tablet and telephone mounts

USES

- › Ergonomically approved for workplace practices.

DIMENSIONS AND COLOURS

- › 680w x 580d x 150h to 500h small
- › 890w x 580d x 150h to 500h medium
- › Available in white or black.



LOLA – OCCASIONAL TABLE

REQUEST A QUOTE.

Designed by Niels Gammelgaard this generous sized round occasional table with its splayed legs provides additional stability.



FEATURES

- › Timber legs clear polished or stained to selection
- › Styling suitable to either matching or contrasting top and legs.

USES

- › A truly universal product.

DIMENSIONS AND COLOURS

- › 700 diameter x 500 high
- › Top available in a wide variety of finishes and colours
- › Suitable to either matching or contrasting top and legs.



PICCOLO – OCCASIONAL TABLE

REQUEST A QUOTE.

Low and of generous size, this table is particularly functional with sofas or bench style seating. Its inset detailing presents a stylish addition in any interior space.



FEATURES

- › Stainless steel square profile 'U' shaped legs.

USES

- › A generous sized table suitable to combine with sofas or modular lounges.

DIMENSIONS AND COLOURS

- › 1200w x 1200d x 280h
- › Optional veneer contrast either Wenge with Light Oak detail or Light Oak with Wenge detail.





9 Tacoma Circuit
Canning Vale WA 6155
Phone 1800 333 116
Email info@officeline.com.au

www.officeline.com.au